
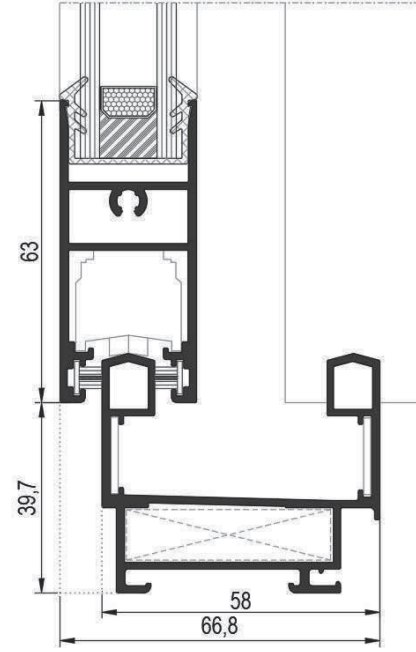



MİMARİ KATALOG
ARCHITECTURAL CATALOGUE

Alüminyum Sürme Sistemleri
Aluminium Sliding Systems



RS58

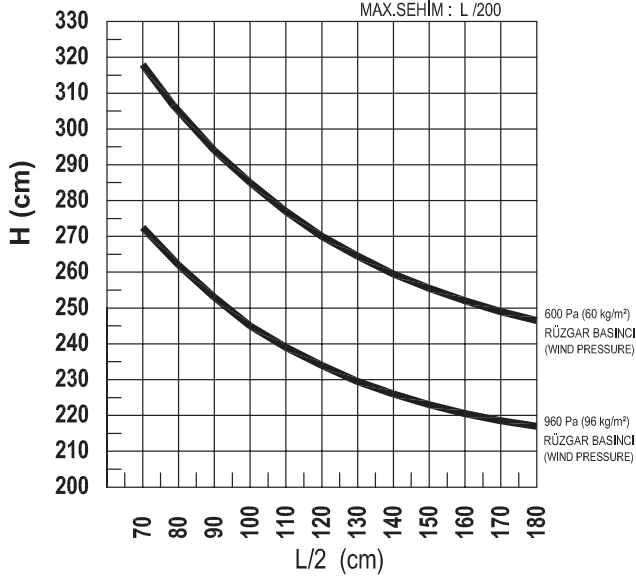


TEKNİK ÖZELLİKLER / TECHNICAL PROPERTIES

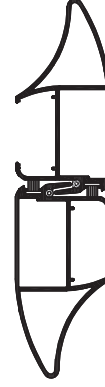
KASA DERİNLİĞİ / FRAME DEPTH	min.58 mm - max.105 mm
KANAT DERİNLİĞİ / VENT DEPTH	min.39,6 mm - max.81,2 mm
PROFİL ET KALINLIĞI / PROFILE WALL THICKNESS	1,5/1,8 mm
CAM KALINLIĞI / GLASS THICKNESS	5 / 8 / 17 / 20 / 24 mm

KULLANIM SEÇENEKLERİ / APPLICATION ALTERNATIVES	KAPI DOOR	PENCERE WINDOW
BASİT SÜRME / SLIDING	•	•
90° KANAT BİRLEŞİMİ / 90° VENT COMBINATION	•	•
45° KANAT BİRLEŞİMİ / 45° VENT COMBINATION	•	•
CAM ÇITALI KANAT / VENT WITH GLAZING BEAD	•	•
CAM ÇITASIZ KANAT / VENT WITHOUT GLAZING BEAD	•	•
SABİT İLE BİRLEŞİM / COMBINATION WITH FIXED PART	•	•
3 RAYLI KASA / 3 RAILED FRAME	•	•
SİNEKLİK / INSECT SCREEN	•	•

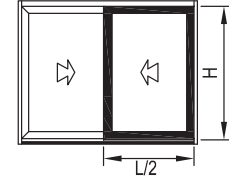
RÜZGAR YÜKÜNE GÖRE KULLANIM LİMİTLERİ GRAFİĞİ
USAGE DIAGRAM FOR THE WIND LOAD



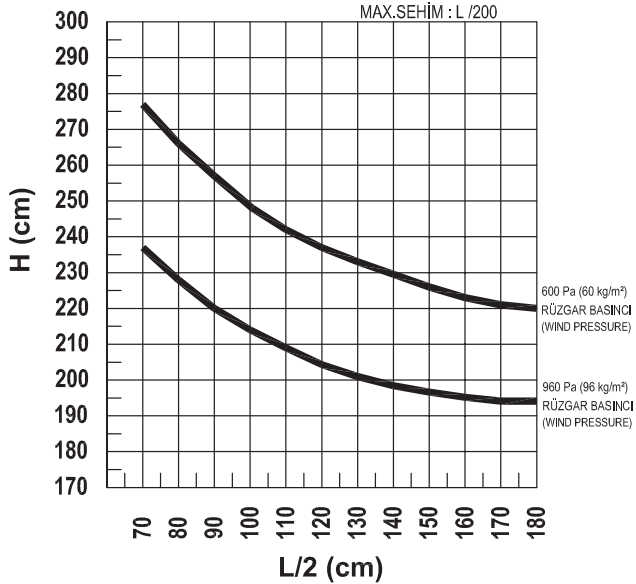
S58 V 03



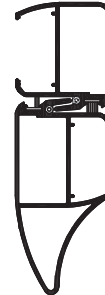
S58 V 03



S58 V 03 Jx: 24,667 cm⁴
S58 V 03 Jx: 24,667 cm⁴
TOPLAM Jx: 49,334 cm⁴

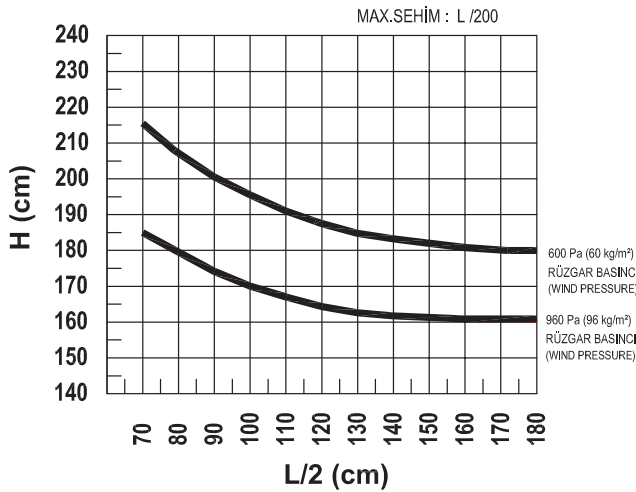


S58 V 02

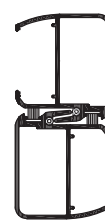


S58 V 03

S58 V 02 Jx: 7,490 cm⁴
S58 V 03 Jx: 24,667 cm⁴
TOPLAM Jx: 32,157 cm⁴



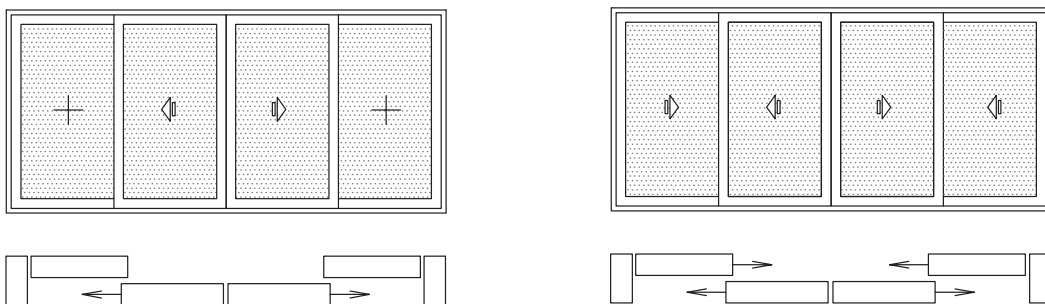
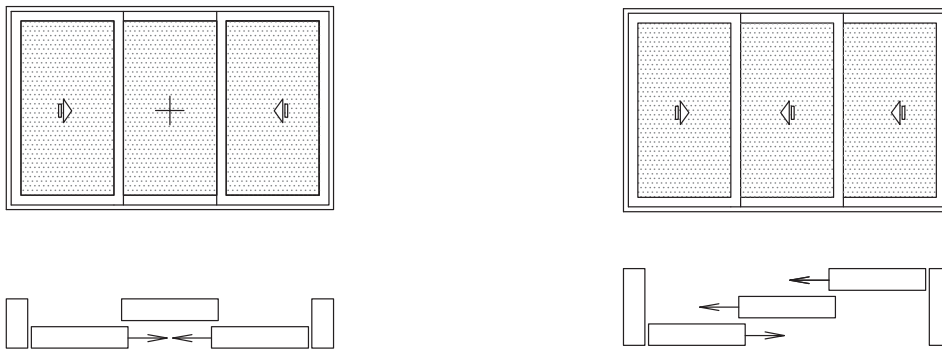
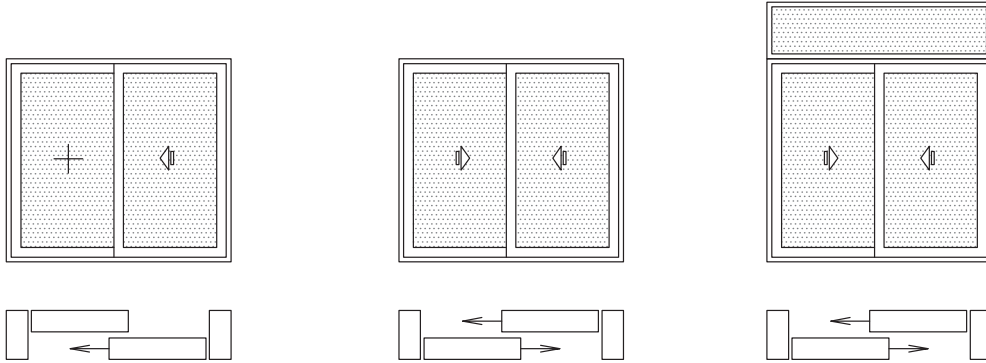
S58 V 02



S58 V 02

S58 V 02 Jx: 7,640 cm⁴
S58 V 02 Jx: 7,640 cm⁴
TOPLAM Jx: 15,280 cm⁴

SİSTEM TİPOLOJİSİ
SYSTEM TYPOLOGY



MİMARİ KATALOG
ARCHITECTURAL CATALOGUE

Alüminyum Sürme Sistemleri
Aluminium Sliding Systems

RS58

PROFİLLER

PROFILES

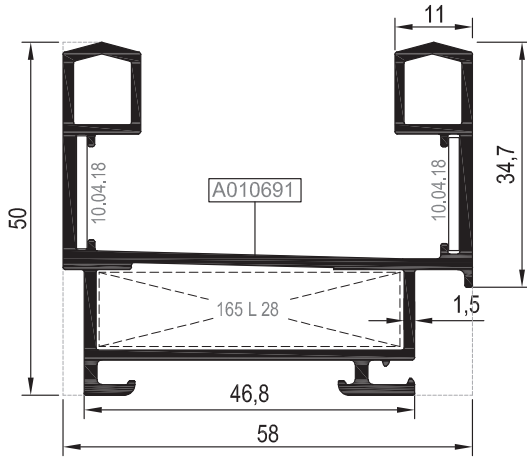
01

KOD / CODE	AĞIRLIK (kg/m) / WEIGHT	Jxx cm ⁴	Jyy cm ⁴	L m
S58 F 01	1,167	19,950	9,850	6
S58 F 09	1,163	20,470	9,850	6
S58 F 10	1,339	30,150	10,580	6
S58 F 15	1,497	40,250	11,960	6

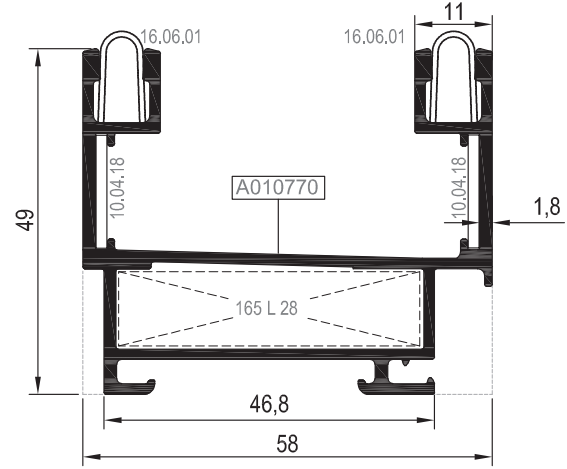


02

S58 F 01



S58 F 09

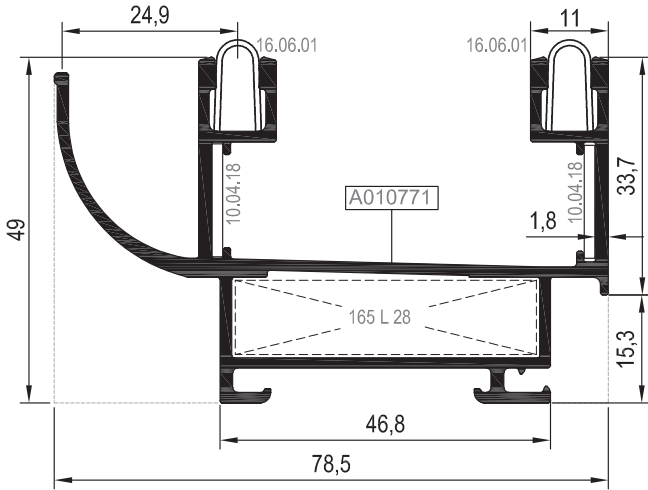


03

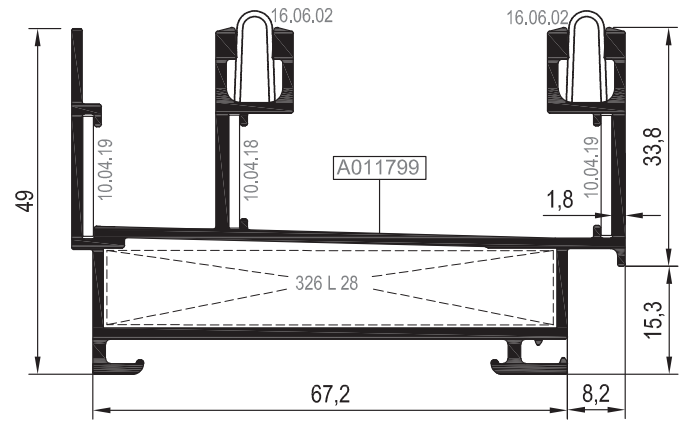
04

05

S58 F 10



*S58 F 15



06

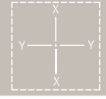
07

08

***S58 F 15 kodlu profil ile 16.06.02 çelik ray kullanılmalıdır.
The profile S58 F 15 should be used with 16.06.02 steel rail.

Nr		L m	KEŞİM ÖLÇÜSÜ CUTTING SIZE	AKS. KODU ACS. CODE
S58 F 01	A010691	25 L 28(A010542)	43,3 mm	165 L 28
S58 F 09	A010770	25 L 28(A010542)		
S58 F 10	A010771	25 L 28(A010542)	63,8 mm	326 L 28
S58 F 15	A011799	25 L 28(A010542)		

KOD / CODE	AĞIRLIK (kg/m) / WEIGHT	Jxx cm ⁴	Jyy cm ⁴	L m
S58 F 11	1,440	21,410	13,570	6
S58 F 05	1,347	28,790	10,510	6
S58 F 12	1,510	46,530	12,040	6
S58 F 16	1,524	44,891	12,736	6



01

02

03

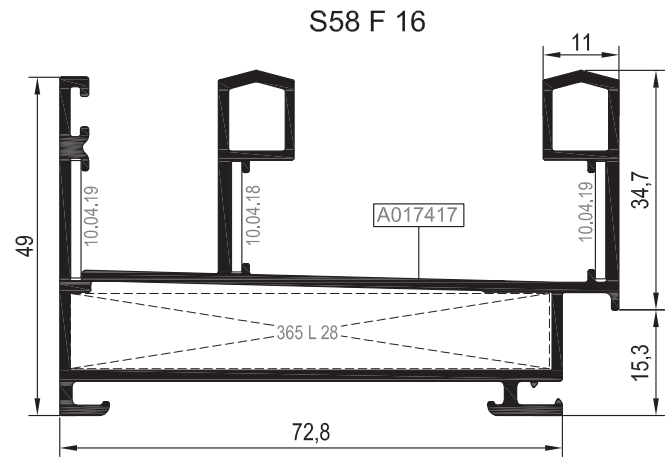
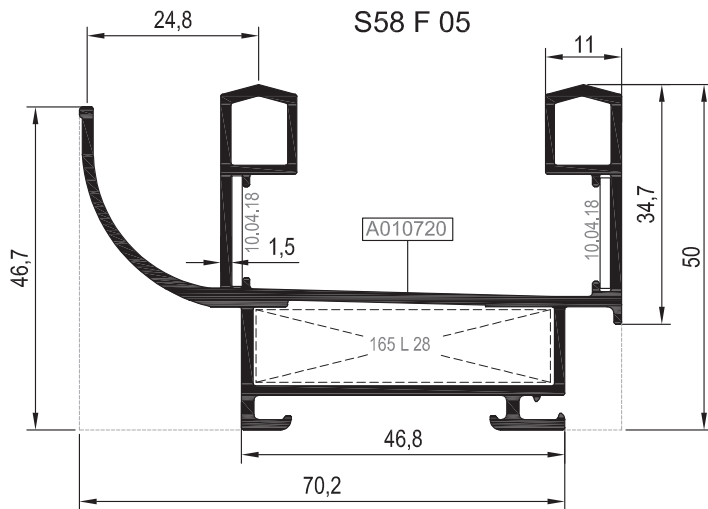
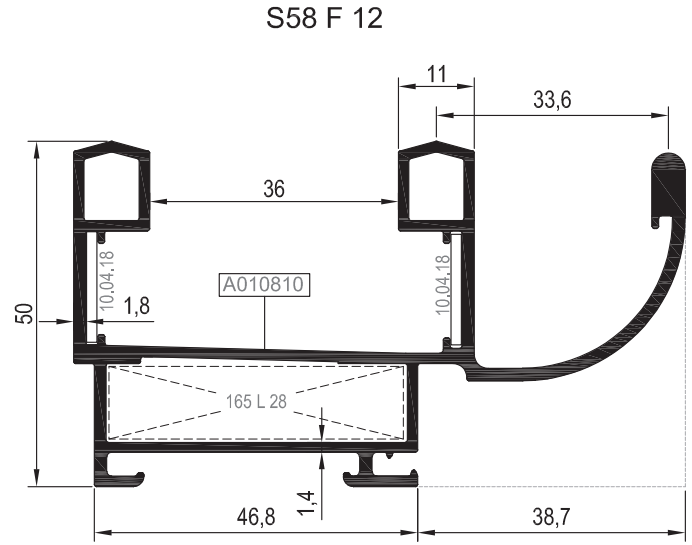
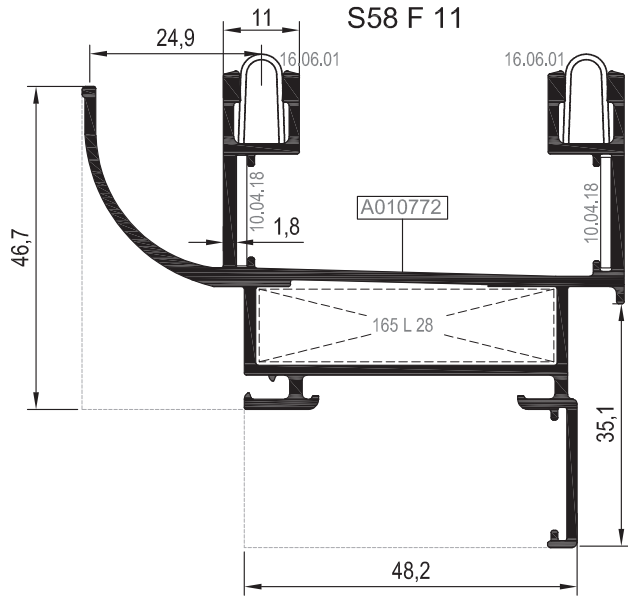
04

05

06

07

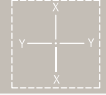
08



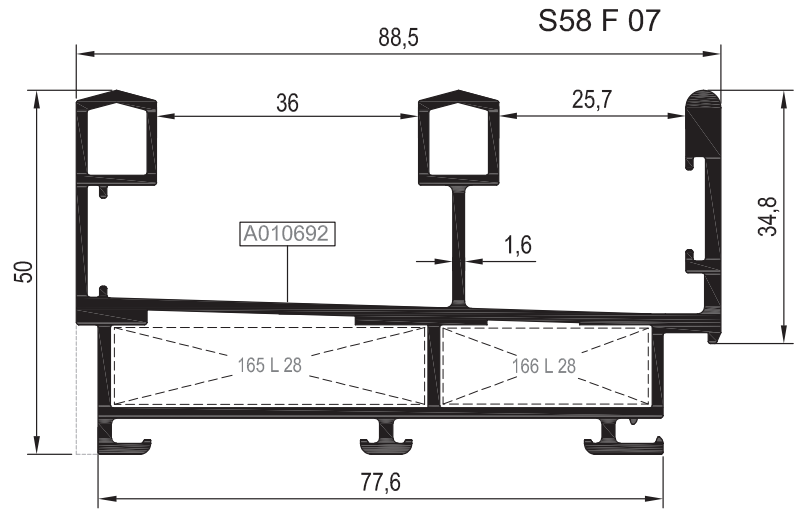
Nr		L m	KESİM ÖLÇÜSÜ CUTTING SIZE	AKS. KODU ACS. CODE
S58 F 11	A010772	25 L 28(A010542)	43,3 mm	165 L 28
S58 F 05	A010720	25 L 28(A010542)		
S58 F 12	A010810	25 L 28(A010542)	69,35 mm	365 L 28
S58 F 16	A017417	25 L 28(A010542)		

01

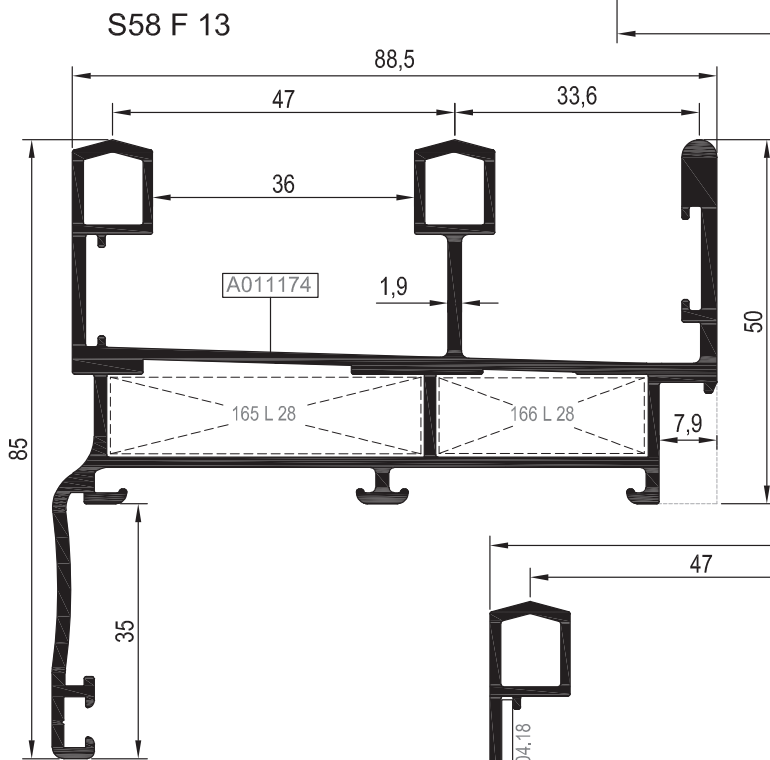
KOD / CODE	AĞIRLIK (kg/m) / WEIGHT	Jxx cm ⁴	Jyy cm ⁴	L m
S58 F 07	1,843	61,220	14,670	6
S58 F 03	2,041	85,700	15,750	6
S58 F 13	2,052	78,040	27,810	6



02



03



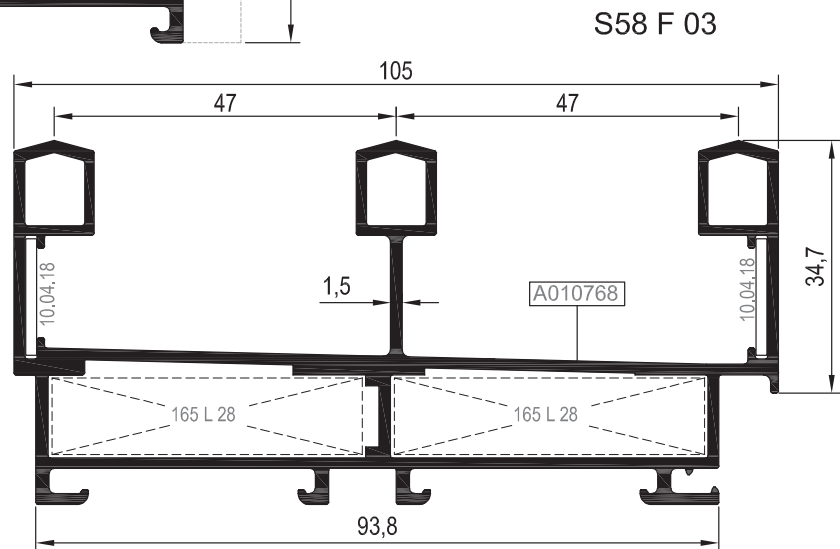
04

05

06

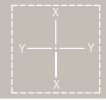
07

08

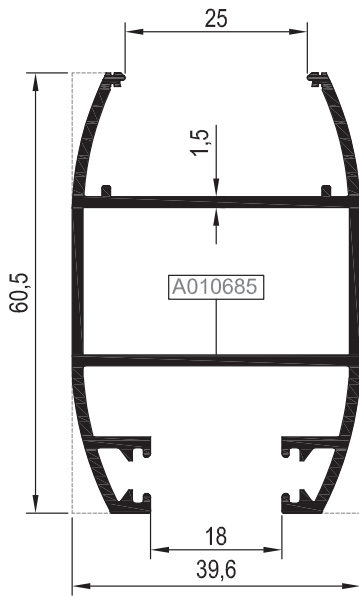


Nr		L m	KESİM ÖLÇÜSÜ CUTTING SIZE	AKS. KODU ACS. CODE
S58 F 03	A010768	25 L 28(A010542)	43,3 mm	165 L 28
S58 F 07	A010692	25 L 28(A010542)	43,3 mm	165 L 28
		25 L 28(A010542)	28,9 mm	166 L 28
S58 F 13	A011174	25 L 28(A010542)	43,3 mm	165 L 28
		25 L 28(A010542)	28,9 mm	166 L 28

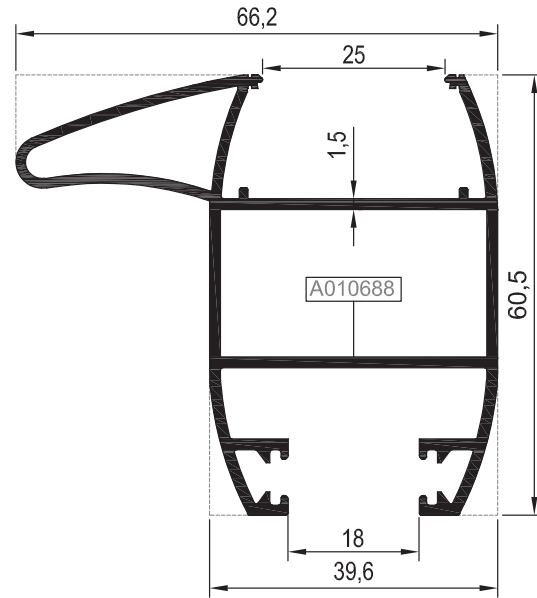
KOD / CODE	AĞIRLIK (kg/m) / WEIGHT	Jxx cm ⁴	Jyy cm ⁴	L m
S58 V 01	0,953	8,290	10,240	6
S58 V 04	1,265	14,140	15,810	6
S58 V 08	1,018	9,010	14,960	6
S58 V 11	1,174	10,280	20,690	6



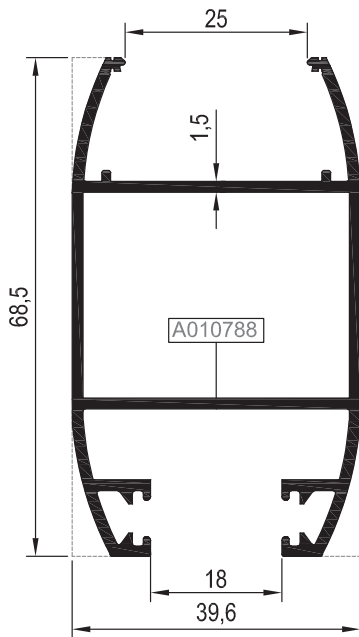
S58 V 01



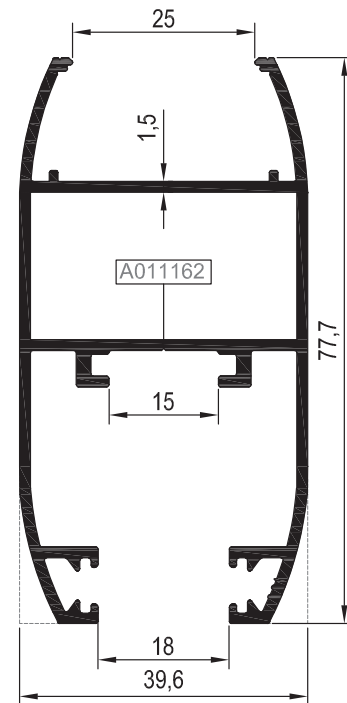
S58 V 04



S58 V 08



S58 V 11



01

02

03

04

05

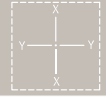
06

07

08

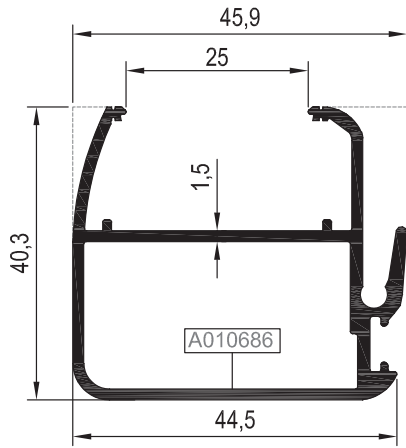
01

KOD / CODE	AĞIRLIK (kg/m) / WEIGHT	Jxx cm ⁴	Jyy cm ⁴	L m
S58 V 02	0,780	4,040	7,640	6
S58 V 03	1,229	5,370	24,667	6
S58 V 09	1,097	4,632	18,460	6
S58 V 10	1,140	6,190	25,780	6

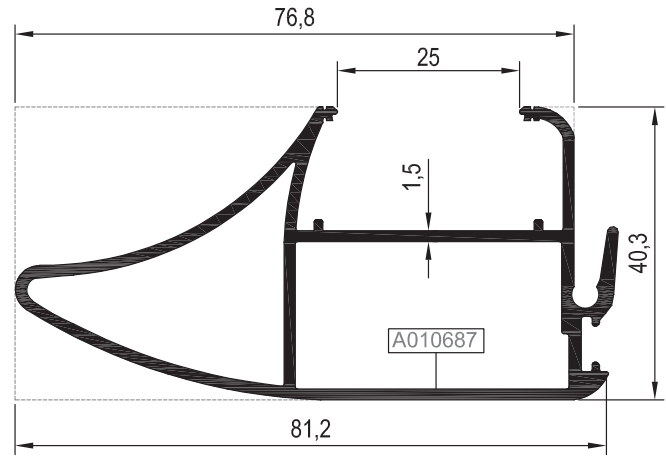


02

S58 V 02



S58 V 03

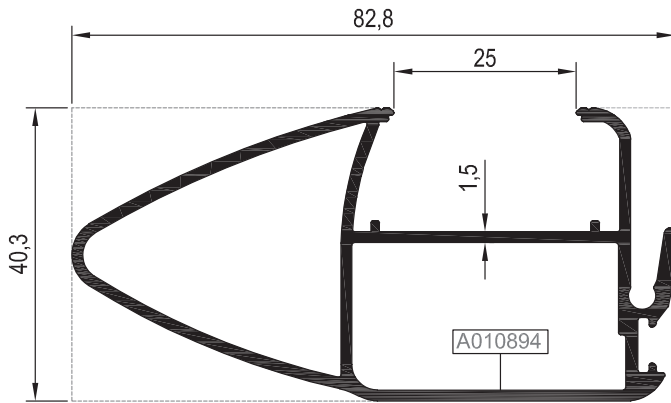


03

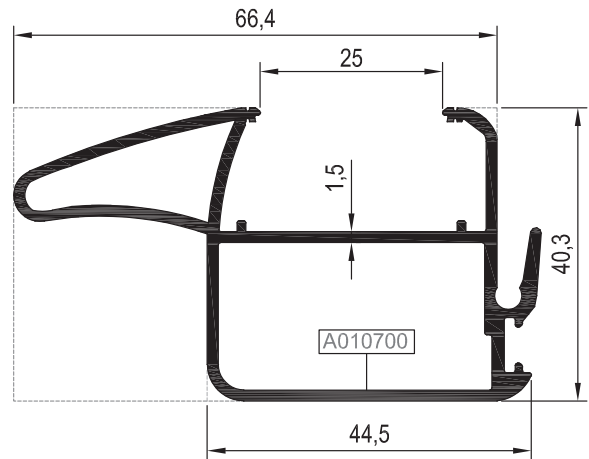
04

05

S58 V 10



S58 V 09



06

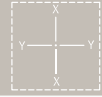
07

08

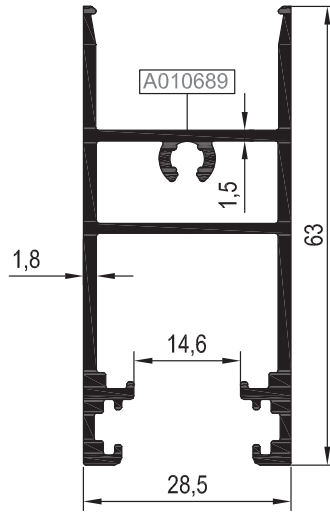
KANAT VE ORTA KAYIT PROFİLLERİ
VENT AND MULLION PROFILES

RS58

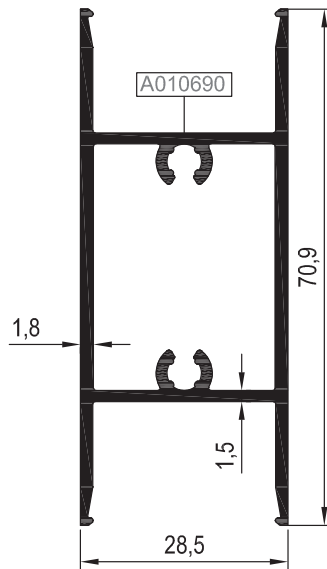
KOD / CODE	AĞIRLIK (kg/m) / WEIGHT	Jxx cm ⁴	Jyy cm ⁴	L m
S58 V 07	0,960	10,504	4,799	6
S58 M 01	0,962	12,750	4,770	6



S58 V 07



S58 M 01



01

02

03

04

05

06

07

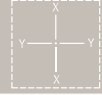
08

KANAT VE ORTA KAYIT PROFİLLERİ
VENT AND MULLION PROFILES

RS58

01

KOD / CODE	AĞIRLIK (kg/m) / WEIGHT	Jxx cm ⁴	Jyy cm ⁴	L m
S58 V 12	0,994	8,239	11,443	6
S58 A 10	0,510	3,136	2,463	6
25 G 36	0,121	---	---	6



02

03

04

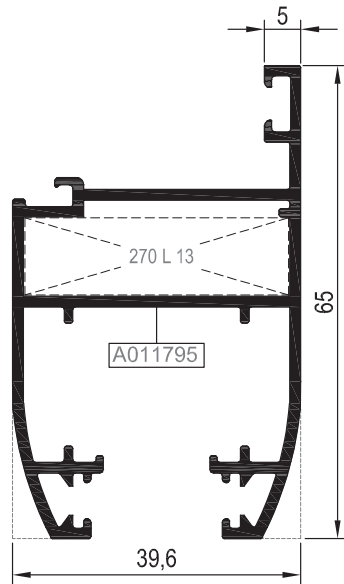
05

06

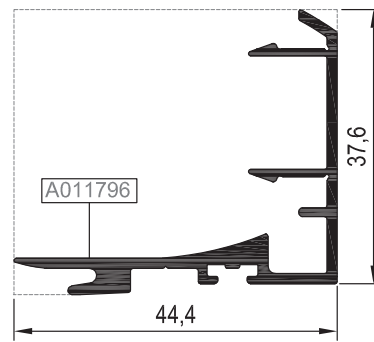
07

08

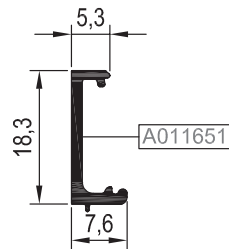
S58 V 12



S58 A 10



25 G 36

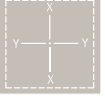


Nr		L m	KESİM ÖLÇÜSÜ CUTTING SIZE	AKS. KODU ACS. CODE
S58 V 12	A011795	25 L 13(A002058)	36,2 mm	270 L 13

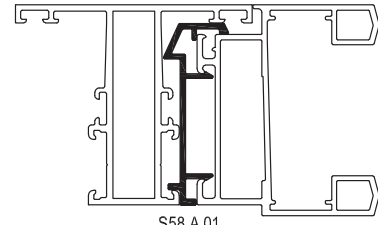
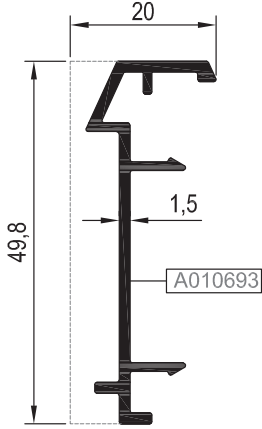
ADAPTÖR PROFİLLERİ
ADAPTER PROFILES

RS58

KOD / CODE	AĞIRLIK (kg/m) / WEIGHT	Jxx cm ⁴	Jyy cm ⁴	L m
S58 A 01	0,362	---	---	6
S58 A 03	0,533	---	---	6
S58 A 04	0,379	---	---	6



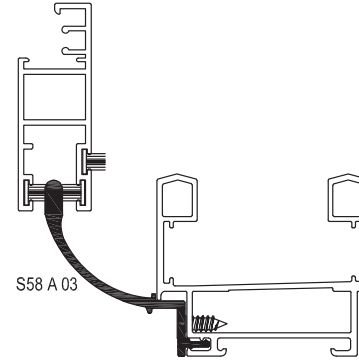
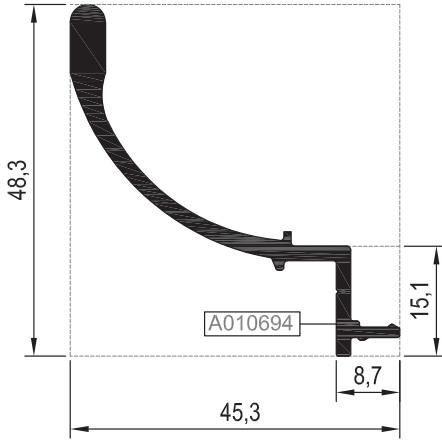
S58 A 01



S58 A 01

Ölçek/Scale: 1:2

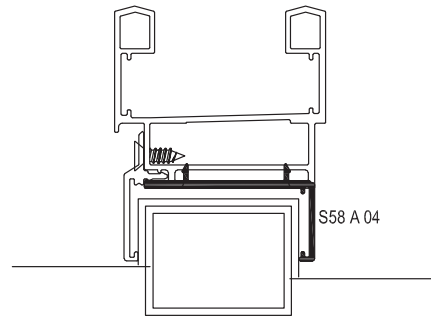
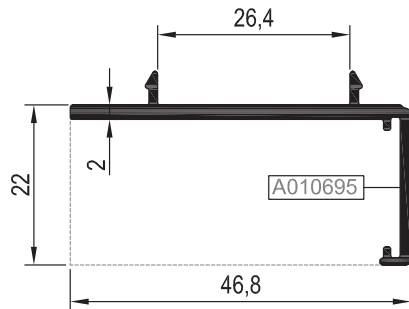
S58 A 03



S58 A 03

Ölçek/Scale: 1:2

S58 A 04



S58 A 04

Ölçek/Scale: 1:2

01

02

03

04

05

06

07

08

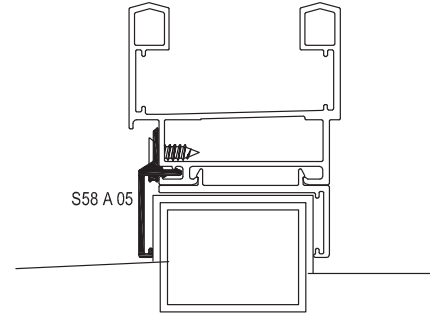
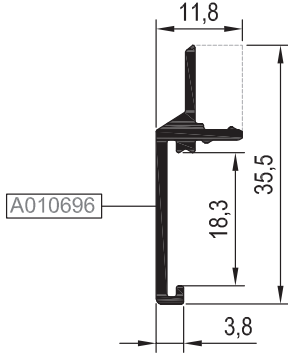
01

KOD / CODE	AĞIRLIK (kg/m) / WEIGHT	Jxx cm ⁴	Jyy cm ⁴	L m
S58 A 05	0,215	---	---	6
S58 A 06	0,365	---	---	6
S58 A 07	0,370	---	---	6



02

S58 A 05

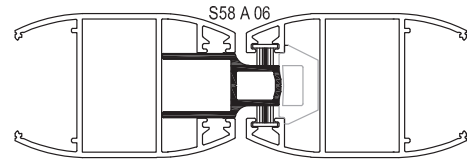
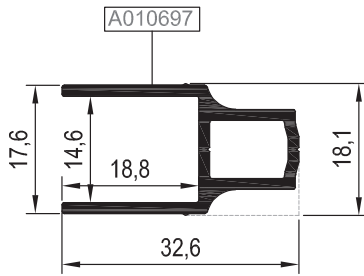


Ölçek/Scale: x

03

04

S58 A 06

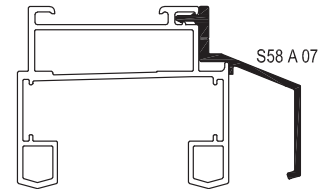
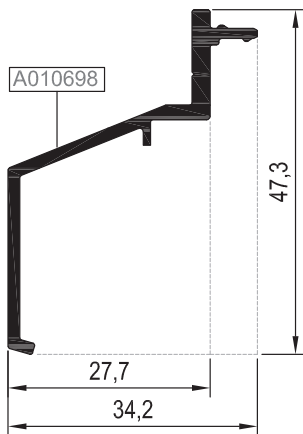


Ölçek/Scale: x

05

06

S58 A 07



Ölçek/Scale: x

07

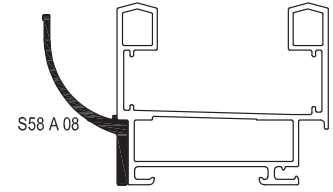
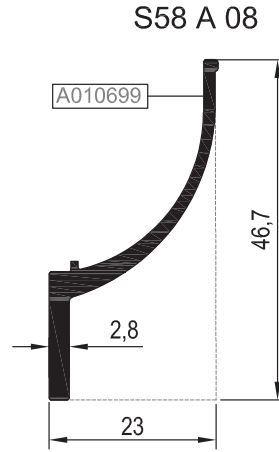
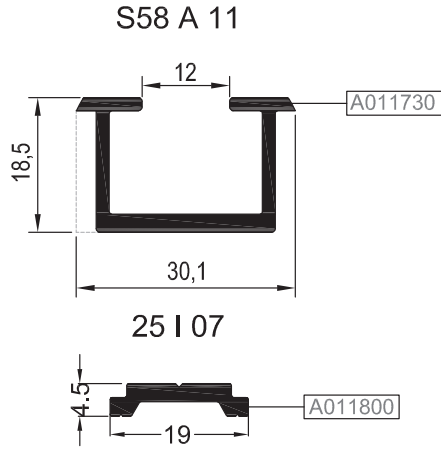
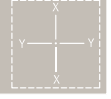
08

ADAPTÖR VE TİJ PROFİLLERİ

ADAPTER AND SLIDING ROD PROFILES


RS58

KOD / CODE	AĞIRLIK (kg/m) / WEIGHT	Jxx cm ⁴	Jyy cm ⁴	L m
S58 A 08	0,352	---	---	6
S58 A 11	0,389	---	---	6
25 I 07	0,143	---	---	6



Ölçek/Scale: 1:2

KÖŞE TAKOZLARI (CORNER CLEATS)		
PROFİL KODU (PROFILE CODE)	25 L 28	25 L 13
FABRİKA KODU (FACTORY CODE)	A010542	A002058
AĞIRLIK (WEIGHT)	3,689 kg/m	3,561 kg/m
ÇİZİM (DRAWING)		

KÖŞE TAKOZLARI (CORNER CLEATS)				
Nr		L m	KESİM ÖLÇÜSÜ CUTTING SIZE	AKS. KODU ACS. CODE
S58 F 01	A010691	25 L 28(A010542)	43,3 mm	165 L 28
S58 F 03	A010768	25 L 28(A010542)	43,3 mm	165 L 28
S58 F 05	A010720	25 L 28(A010542)	43,3 mm	165 L 28
S58 F 07	A010692	25 L 28(A010542)	43,3 mm	165 L 28
			28,9 mm	166 L 28
S58 F 09	A010770	25 L 28(A010542)	43,3 mm	165 L 28
S58 F 10	A010771	25 L 28(A010542)	43,3 mm	165 L 28
S58 F 11	A010772	25 L 28(A010542)	43,3 mm	165 L 28
S58 F 12	A010810	25 L 28(A010542)	43,3 mm	165 L 28
S58 F 13	A011174	25 L 28(A010542)	43,3 mm	165 L 28
			28,9 mm	166 L 28
S58 F 15	A011799	25 L 28(A010542)	63,8 mm	326 L 28
S58 F 16	A017417	25 L 28(A010542)	69,35 mm	365 L 28
S58 V 12	A011795	25 L 13(A002058)	36,2 mm	270 L 13

01

02

03

04

05

06

07

08



MİMARİ KATALOG
ARCHITECTURAL CATALOGUE

Alüminyum Sürme Sistemleri
Aluminium Sliding Systems

RS58

DETAYLAR

DETAILS

01

02

03

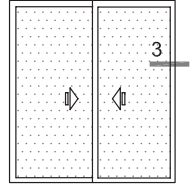
04

05

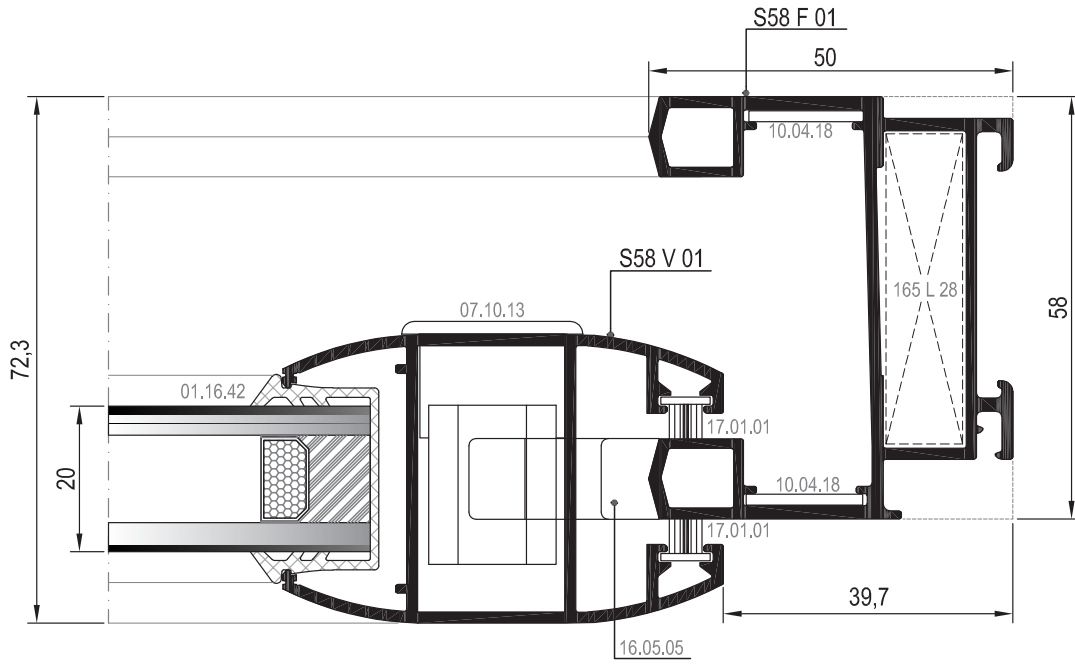
06

07

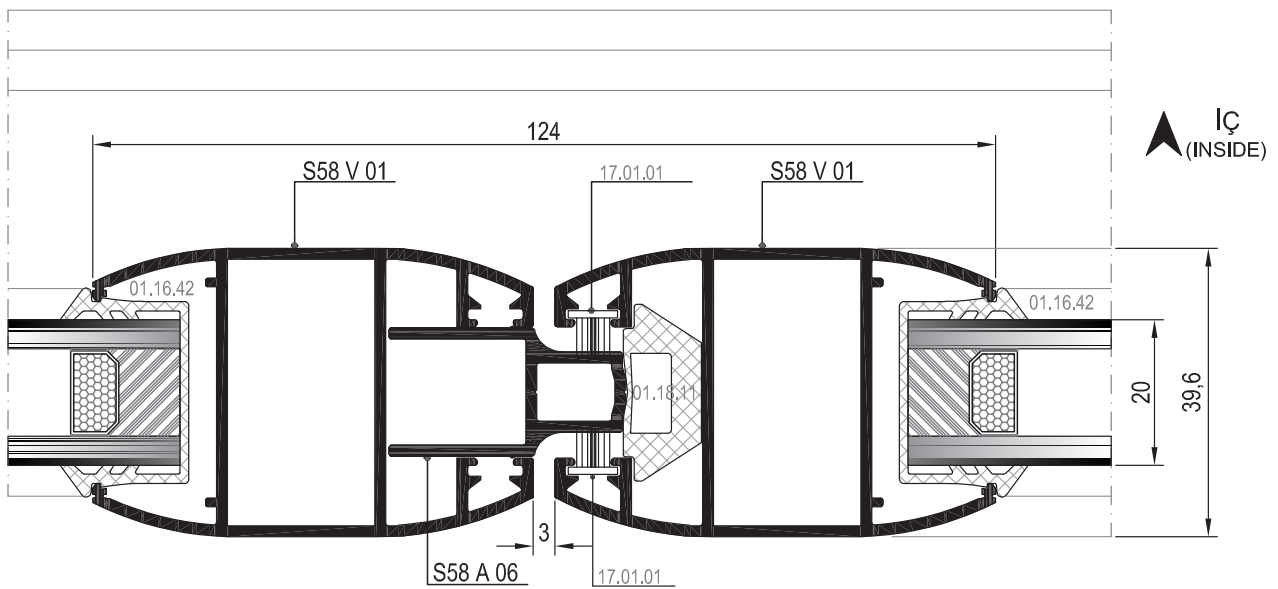
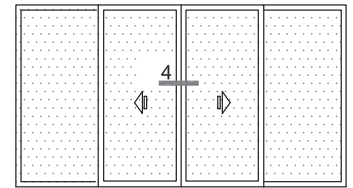
08



İÇ
(INSIDE)



③ DETAYI
DETAIL



④ DETAYI
DETAIL

DETAYLAR
DETAILS

RS58

01

02

03

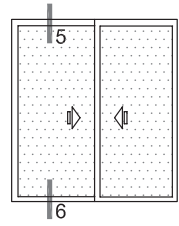
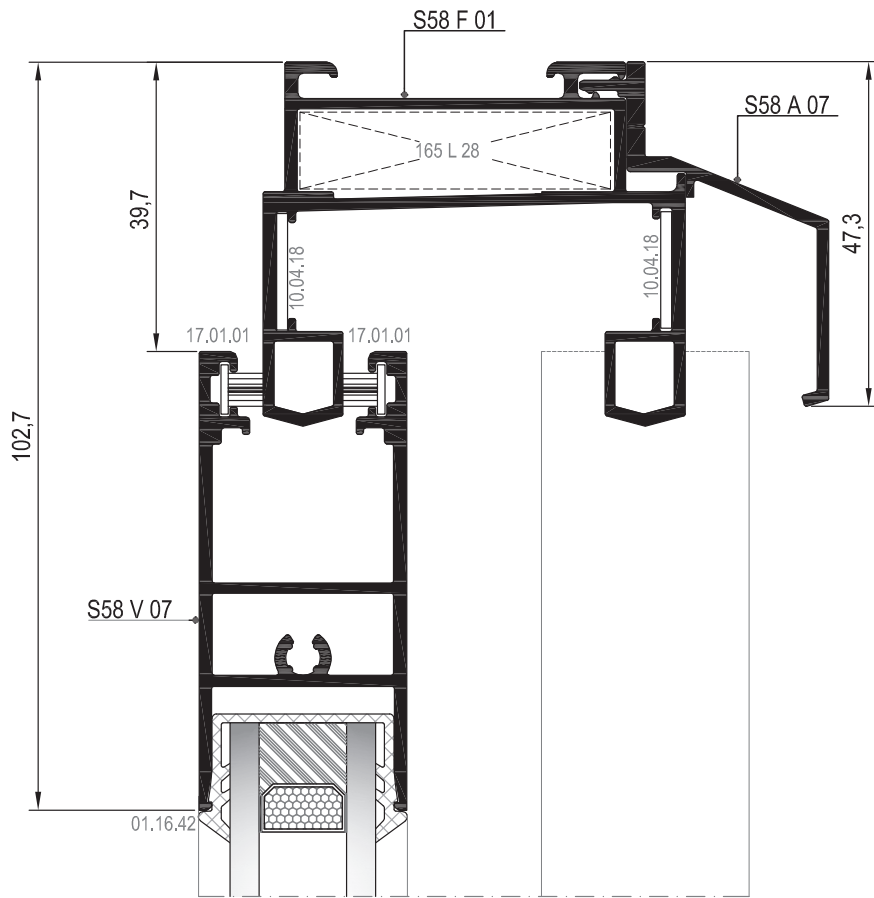
04

05

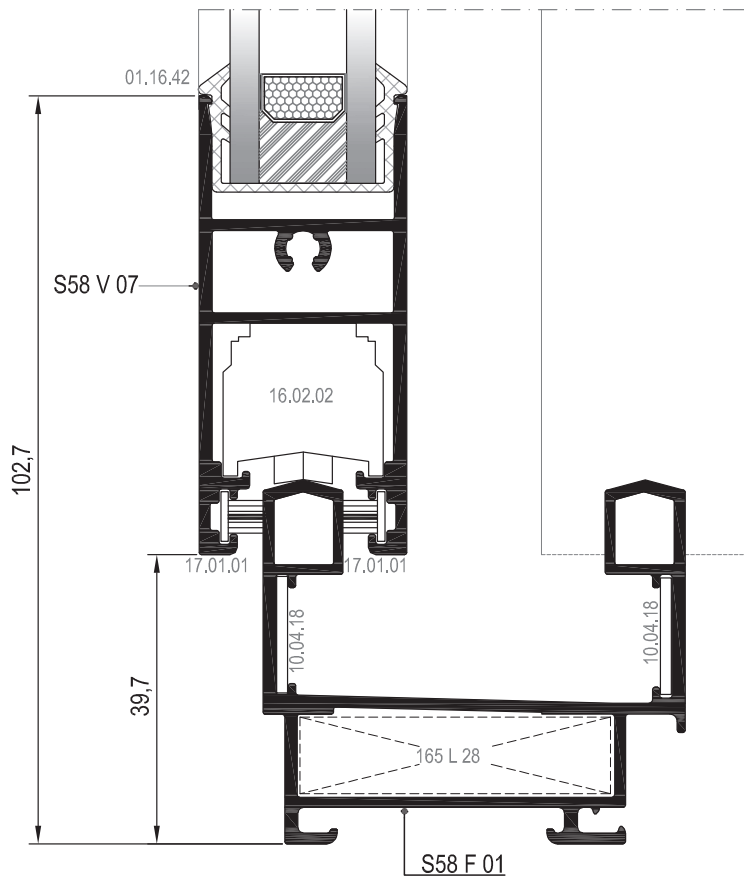
06

07

08



⑤ DETAYI
DETAIL



⑥ DETAYI
DETAIL

01

02

03

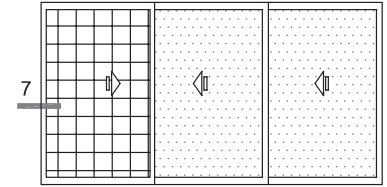
04

05

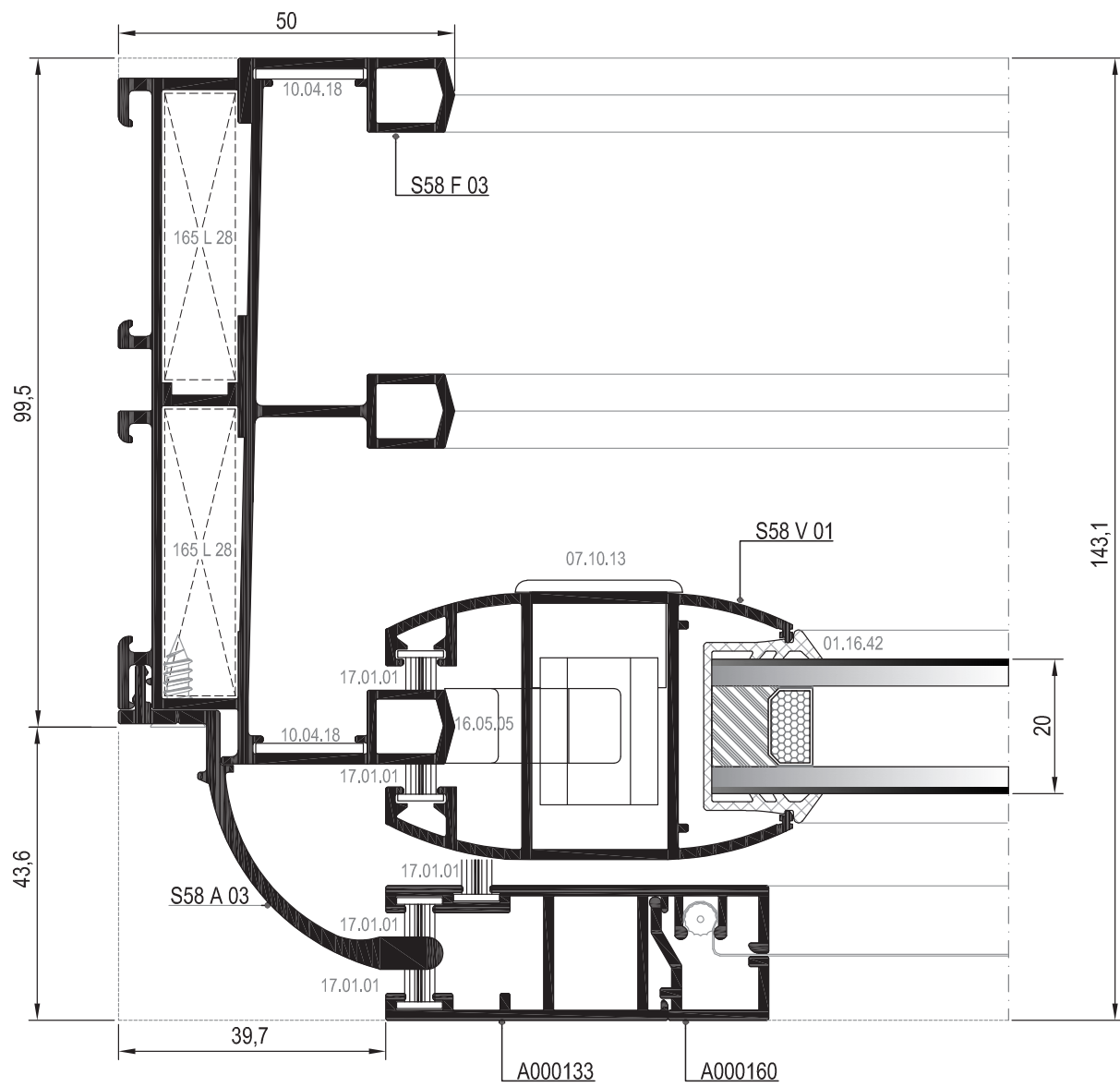
06

07

08



İÇ
(INSIDE)



7 DETAYI
DETAIL

01

02

03

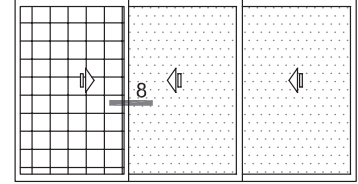
04

05

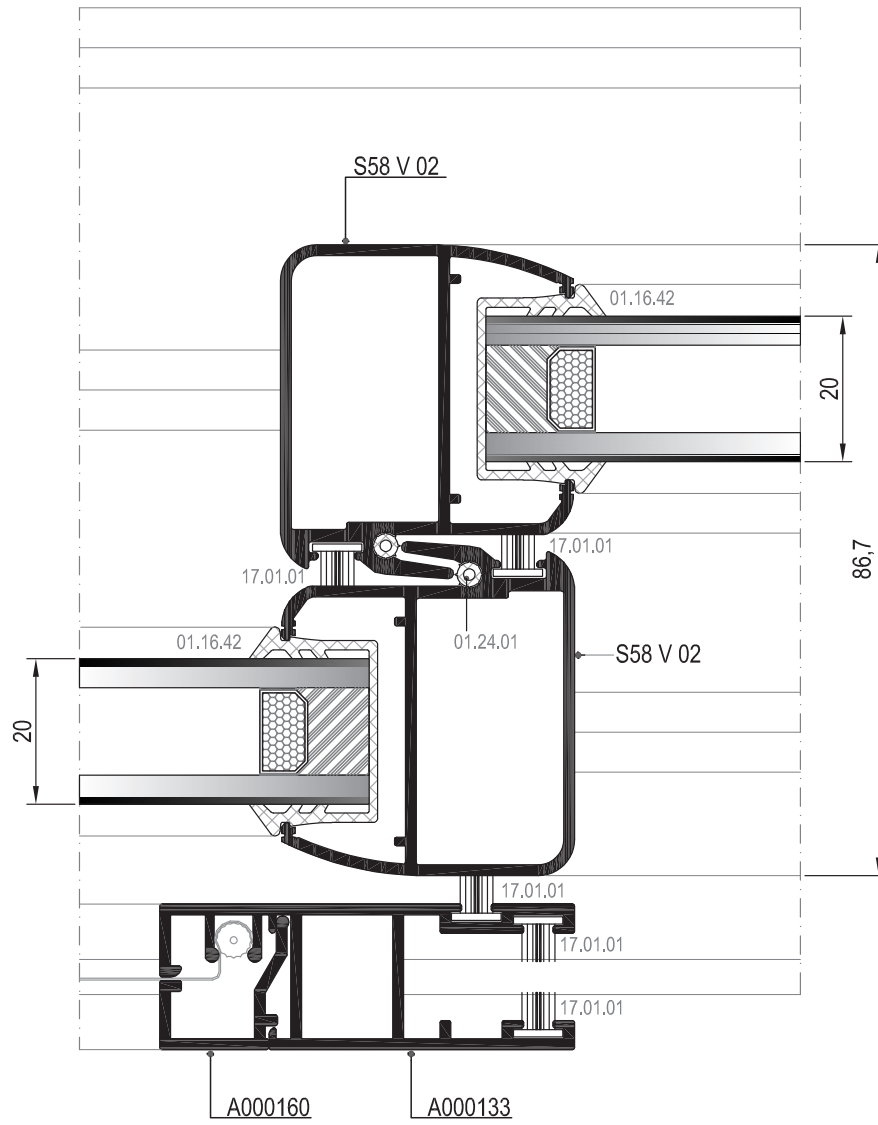
06

07

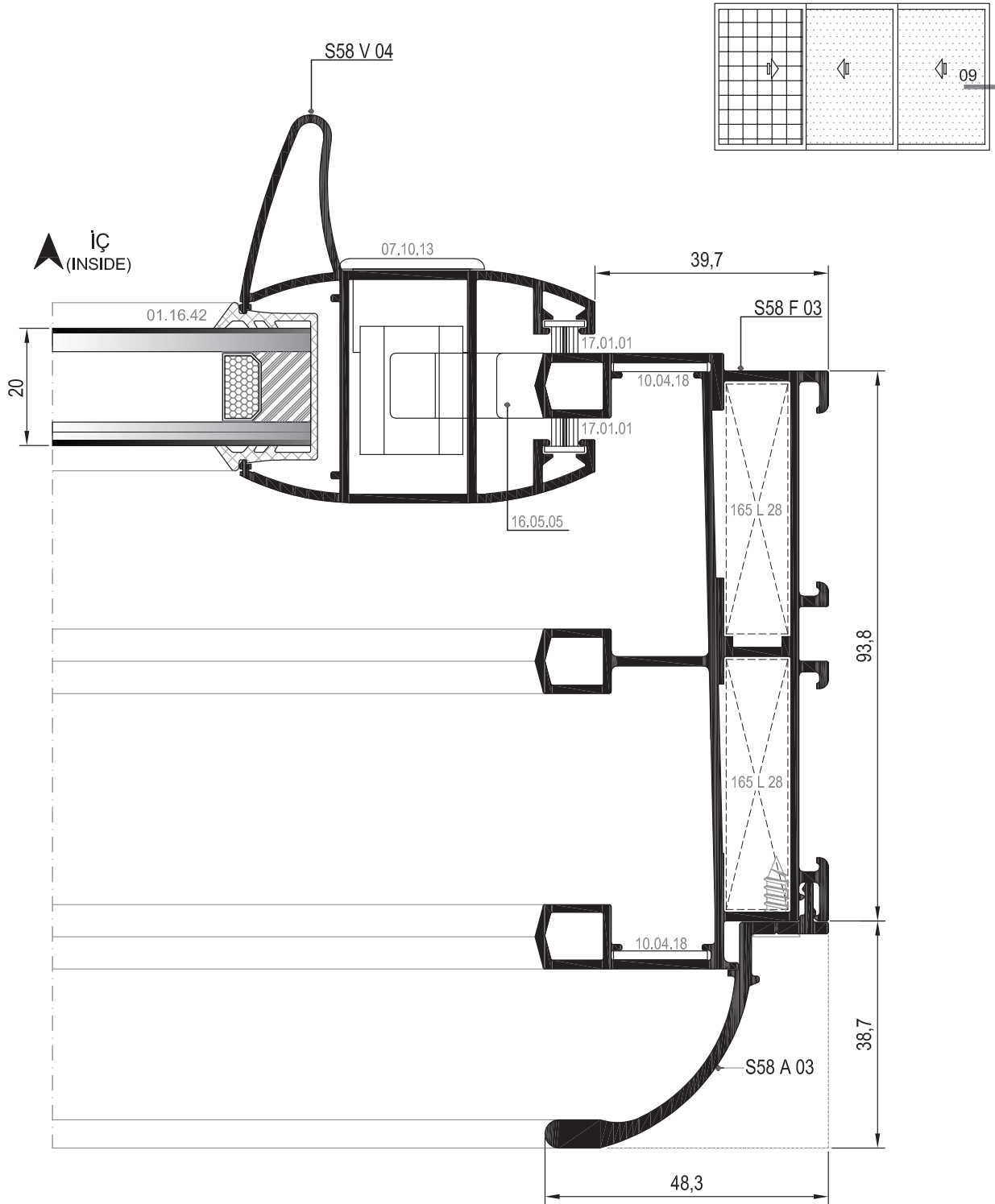
08



İÇ
(INSIDE)



⑧ DETAYI
DETAIL



⑨ DETAYI
DETAIL

01

02

03

04

05

06

07

08

01

02

03

04

10 DETAYI
DETAIL

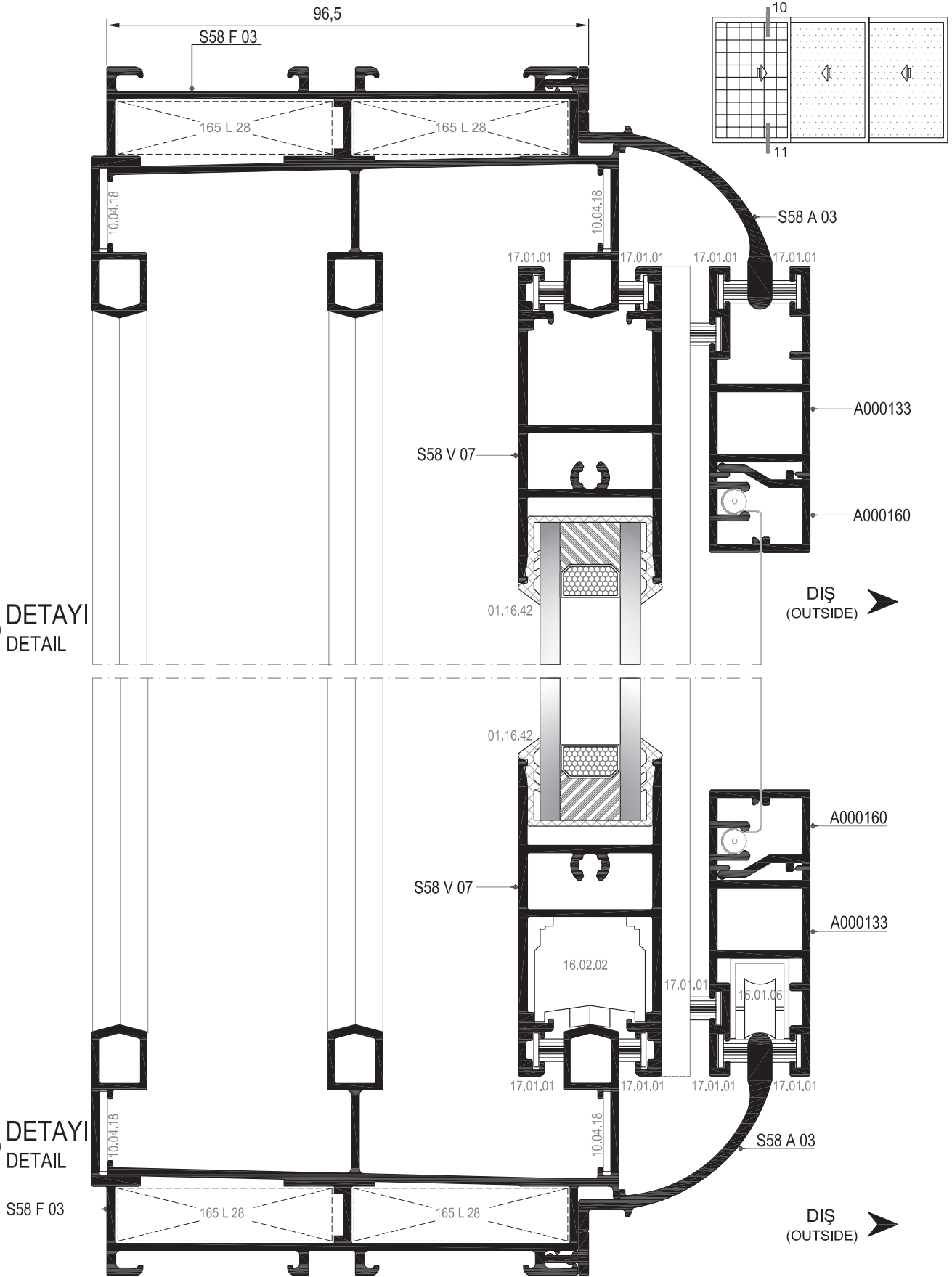
05

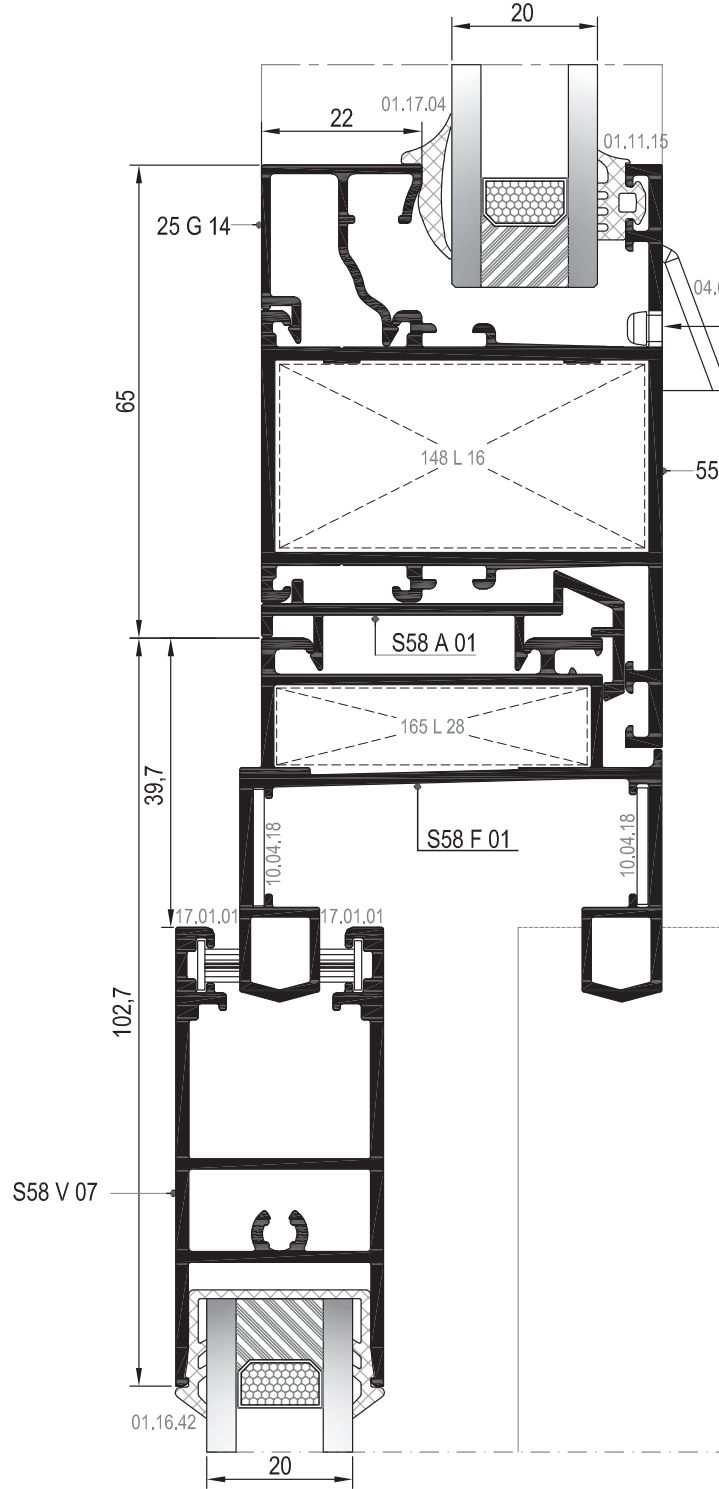
06

07

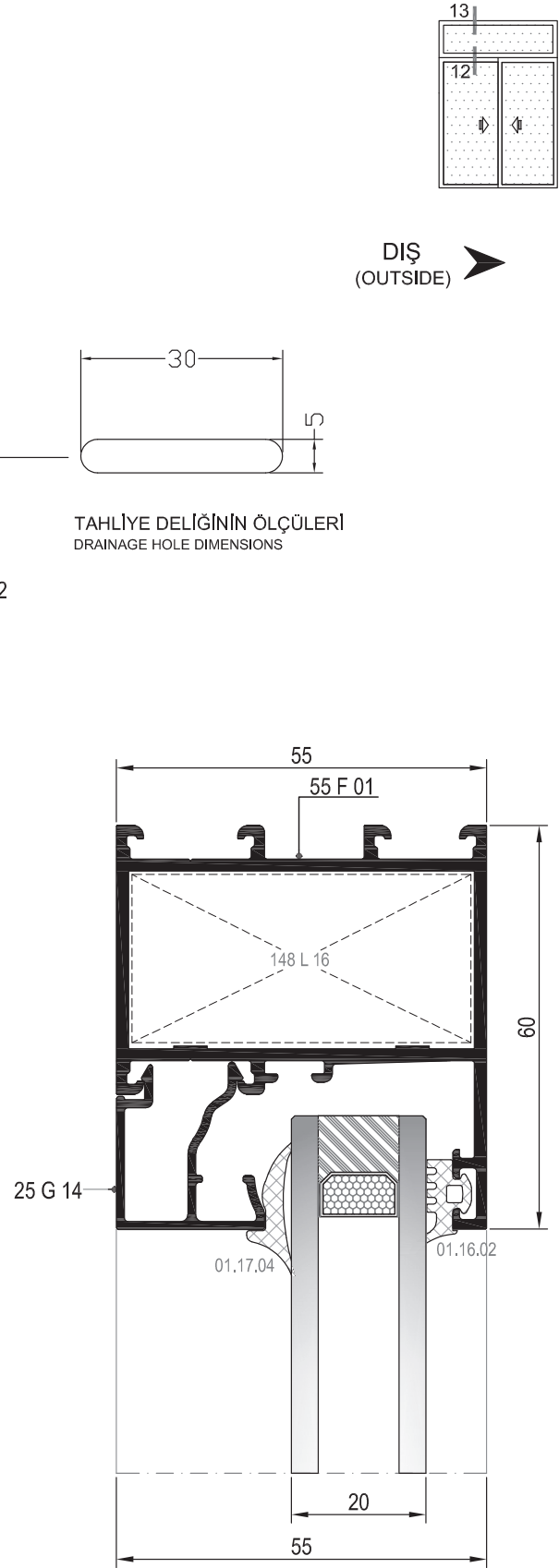
11 DETAYI
DETAIL

08





12 DETAYI
DETAIL



13 DETAYI
DETAIL

01

02

03

04

05

06

07

08

01

02

03

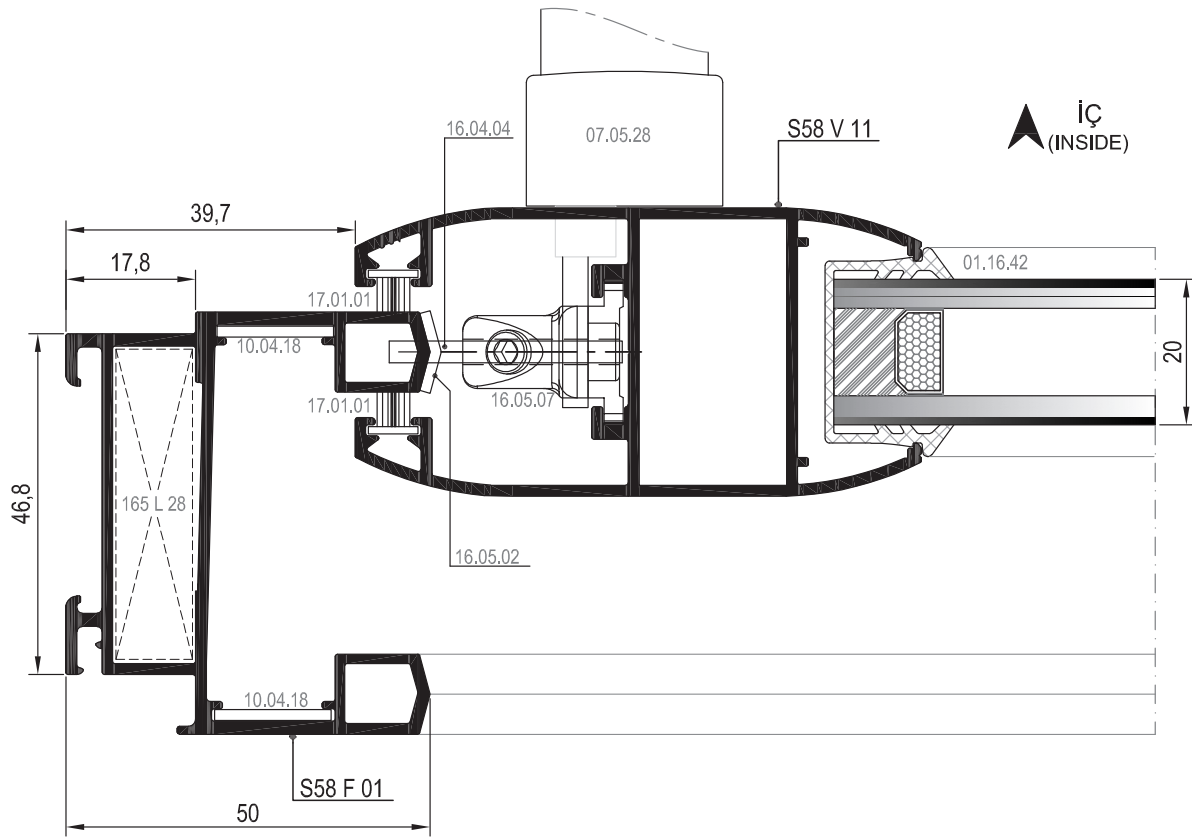
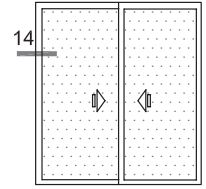
04

05

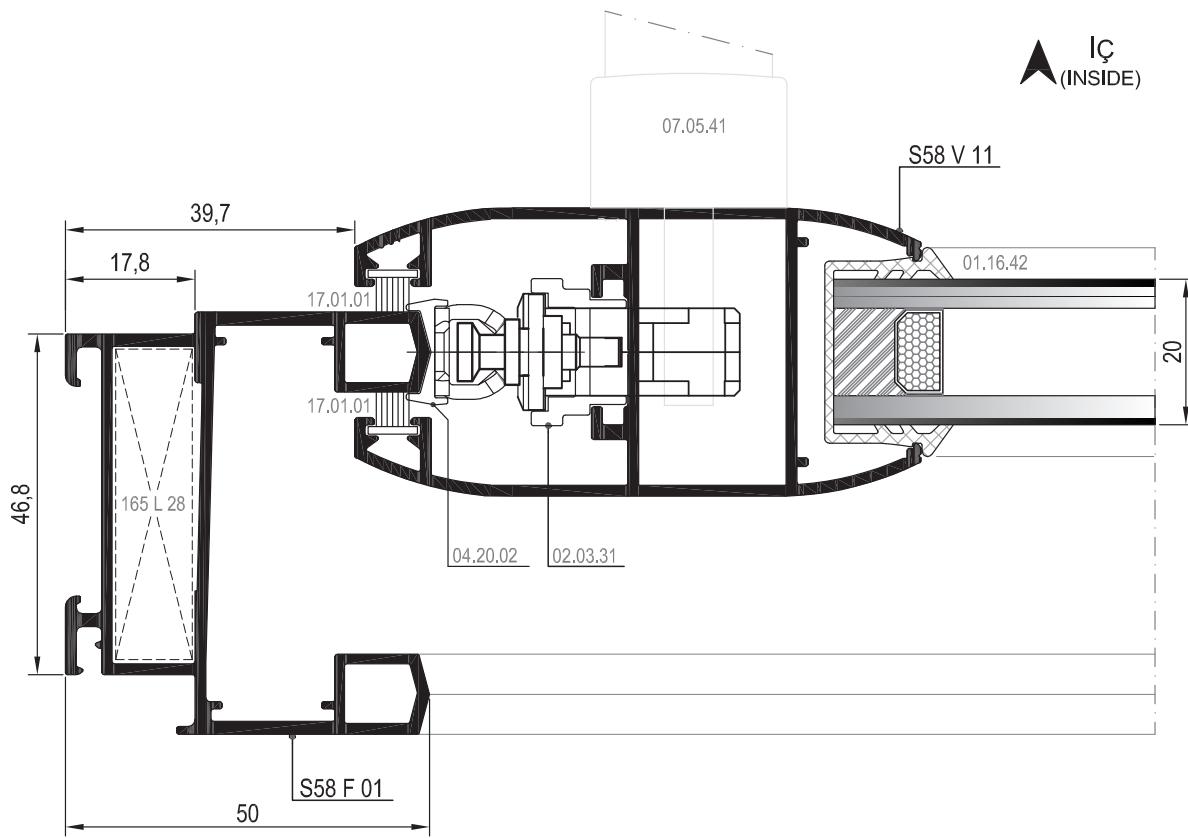
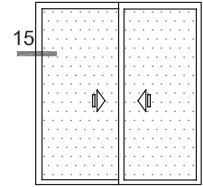
06

07

08



14 DETAYI
DETAIL

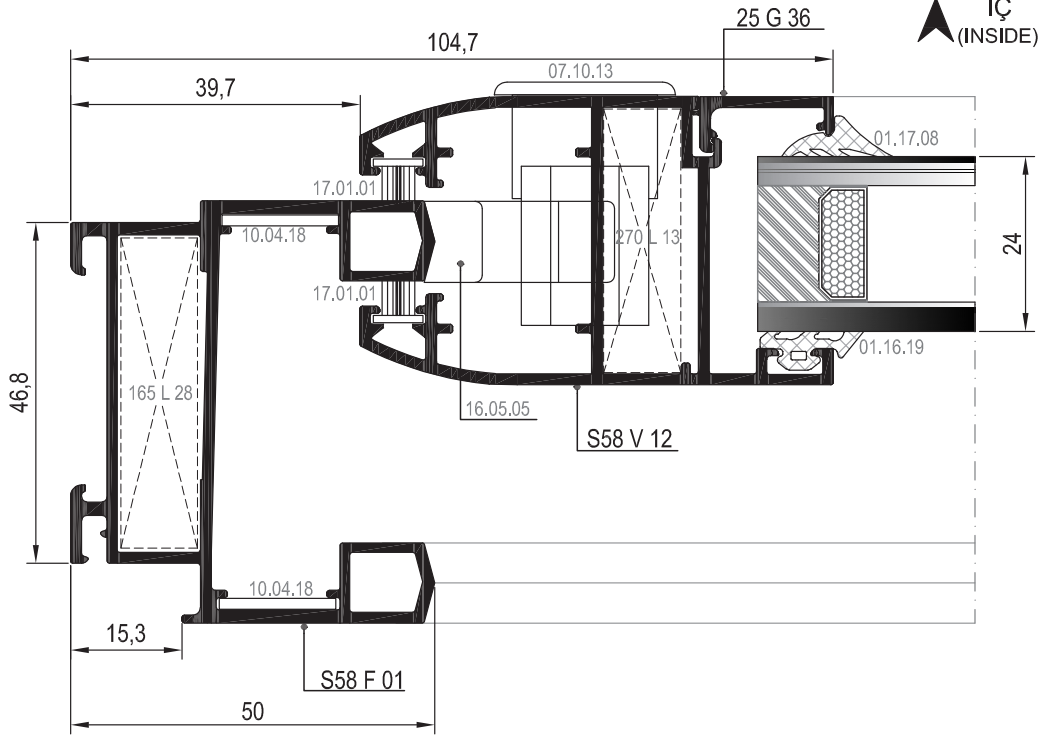


01

02

03

04



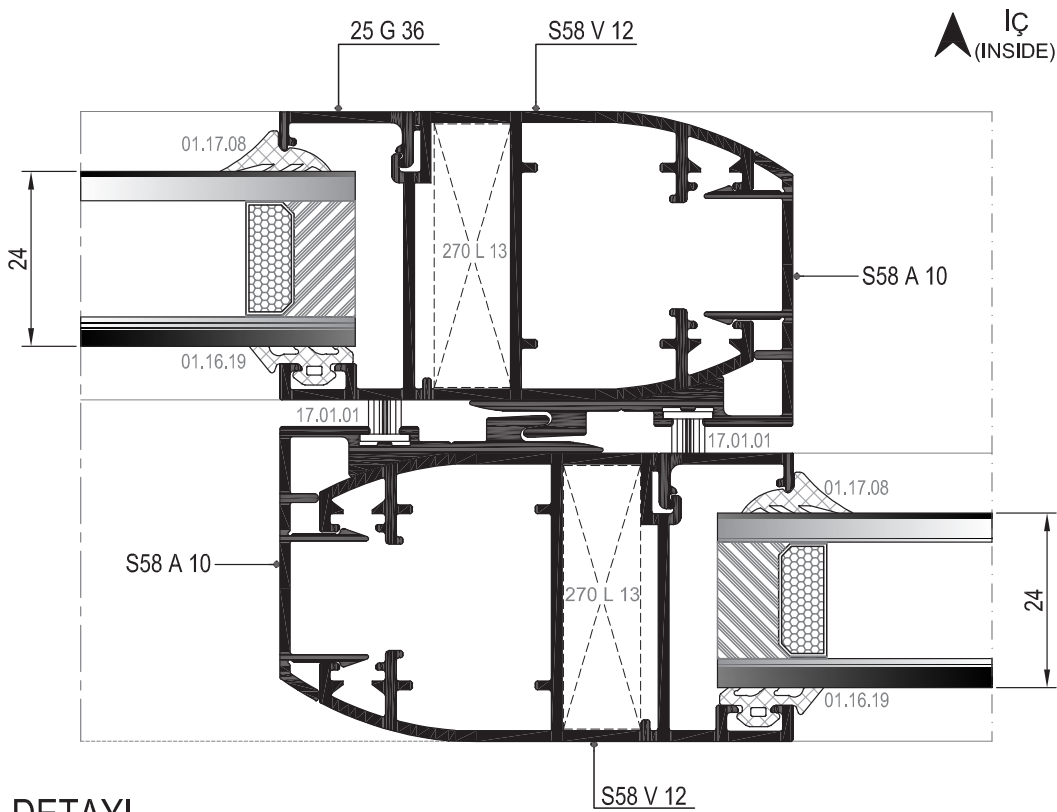
16 DETAYI
DETAIL

05

06

07

08

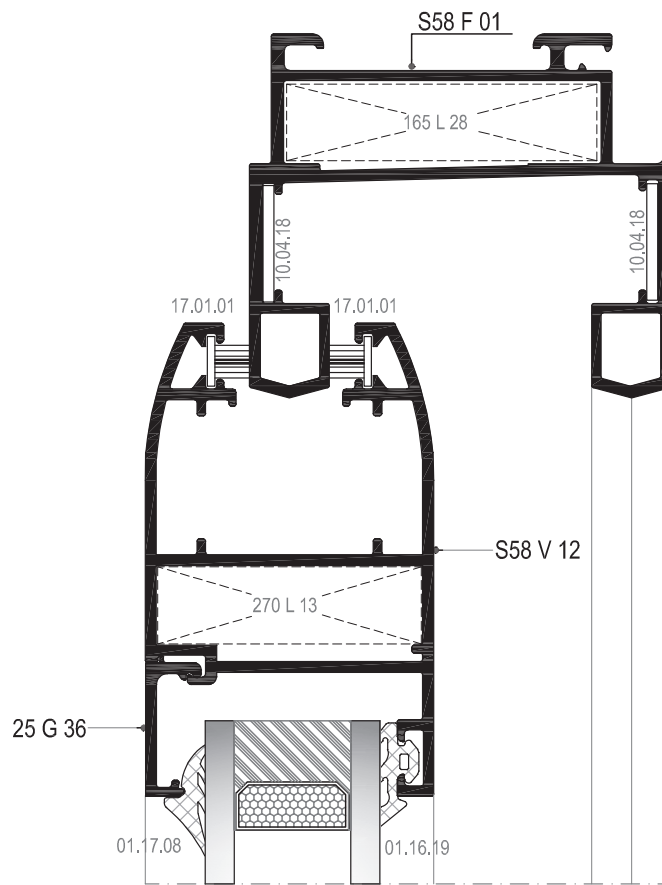


17 DETAYI
DETAIL

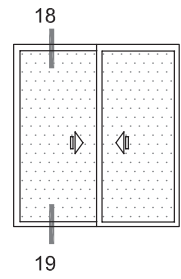
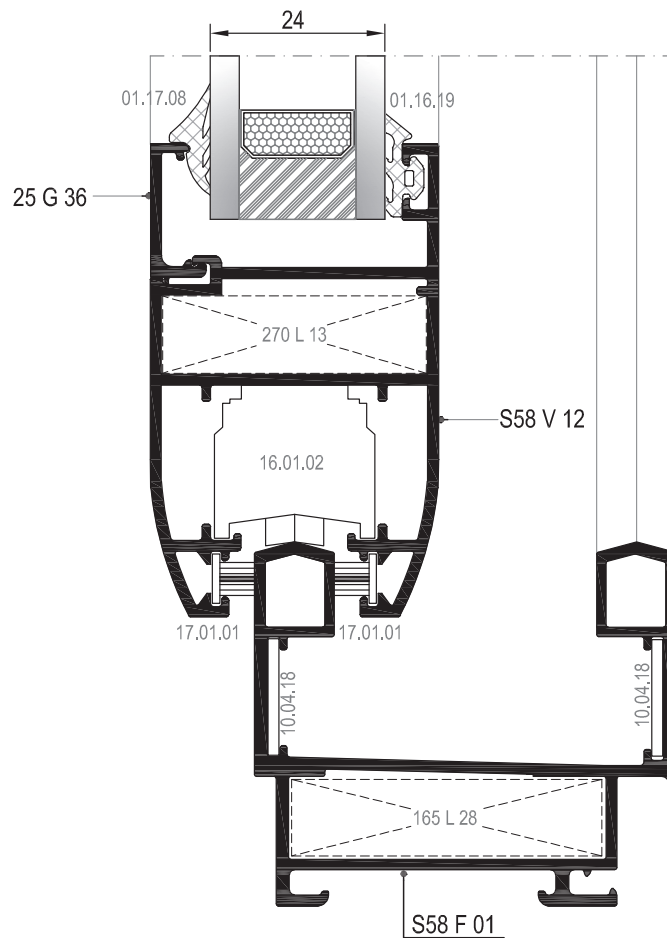
DETAYLAR
DETAILS

RS58

18 DETAYI
DETAIL



19 DETAYI
DETAIL



01

02

03

04

05

06

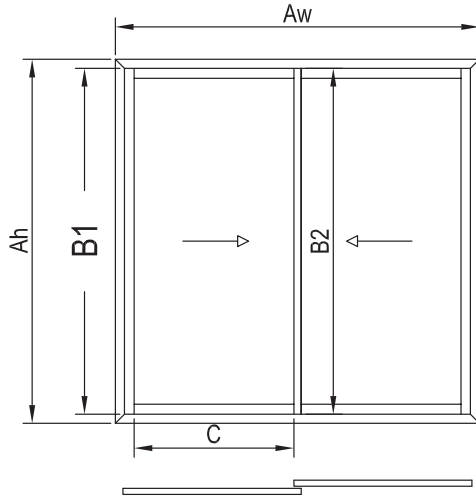
07

08

KESİM ÖLÇÜLERİ CUTTING DIMENSIONS

RS58

01



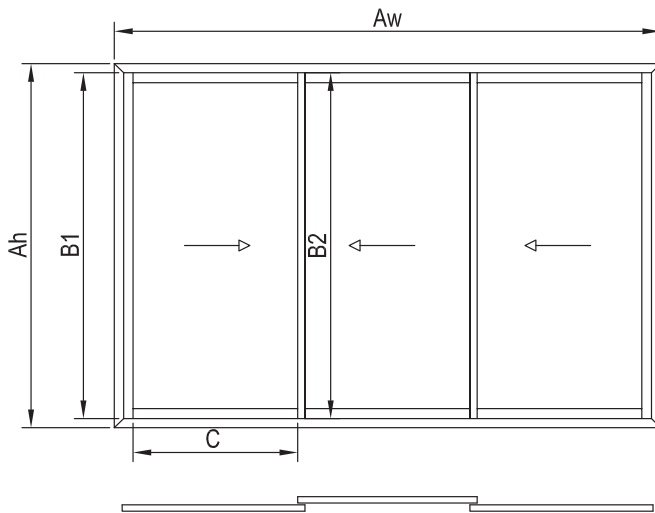
PROFİLLER / PROFILES

KOD CODE	PROFİL ÇİZİMİ PROFILE	ADET UNIT	KESİM ÖLÇÜSÜ (mm) CUTTING DIMENSION
S58 F 01	A	2	A_w
		2	A_h
S58 V 01	B1	2	$B1 = A_h - 83,4 \text{ mm}$
S58 V 02	B2	2	$B2 = A_h - 83,4 \text{ mm}$
S58 V 07	C	4	$C = \frac{A_w - 85,6 \text{ mm}}{2}$

CAM GENİŞLİĞİ GLASS WIDTH	$G_{lw} = C - 53,5$	G _{lw} x G _{lh} (m ²)	2 Adet 2 Units
CAM YÜKSEKLİĞİ GLASS HEIGHT	$G_{lh} = B1 - 98$		

02

03



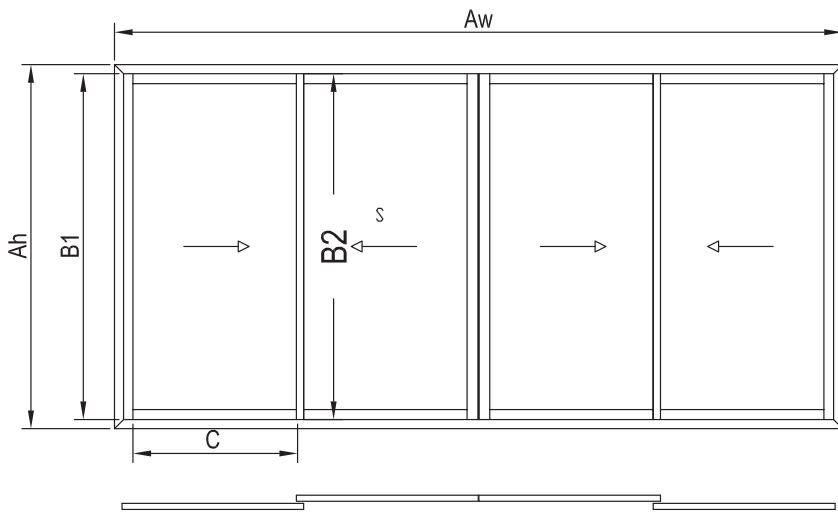
PROFİLLER / PROFILES

KOD CODE	PROFİL ÇİZİMİ PROFILE	ADET UNIT	KESİM ÖLÇÜSÜ (mm) CUTTING DIMENSION
S58 F 03	A	2	A_w
		2	A_h
S58 V 01	B1	2	$B1 = A_h - 83,4 \text{ mm}$
S58 V 02	B2	4	$B2 = A_h - 83,4 \text{ mm}$
S58 V 07	C	6	$C = \frac{A_w - 48,2 \text{ mm}}{3}$

CAM GENİŞLİĞİ GLASS WIDTH	$G_{lw} = C - 53,5$	G _{lw} x G _{lh} (m ²)	3 Adet 3 Units
CAM YÜKSEKLİĞİ GLASS HEIGHT	$G_{lh} = B1 - 98$		

04

05



PROFİLLER / PROFILES

KOD CODE	PROFİL ÇİZİMİ PROFILE	ADET UNIT	KESİM ÖLÇÜSÜ (mm) CUTTING DIMENSION
S58 F 01	A	2	A_w
		2	A_h
S58 V 01	B1	4	$B1 = A_h - 83,4 \text{ mm}$
S58 V 02	B2	4	$B2 = A_h - 83,4 \text{ mm}$
S58 V 07	C	8	$C = \frac{A_w - 94,7 \text{ mm}}{4}$
S58 A 06	D	1	$D = A_h - 110 \text{ mm}$

CAM GENİŞLİĞİ GLASS WIDTH	$G_{lw} = C - 53,5$	G _{lw} x G _{lh} (m ²)	4 Adet 4 Units
CAM YÜKSEKLİĞİ GLASS HEIGHT	$G_{lh} = B1 - 98$		

06

07

08

MİMARİ KATALOG
ARCHITECTURAL CATALOGUE

Alüminyum Sürme Sistemleri
Aluminium Sliding Systems

RS58

AKSESUARLAR

ACCESSORIES

01

02

03


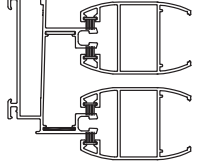
04

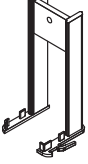
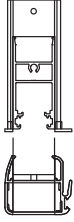
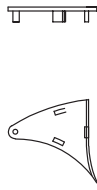
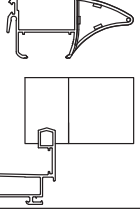
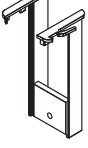
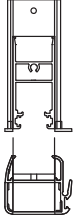
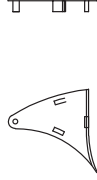
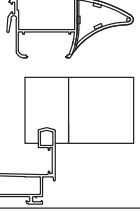
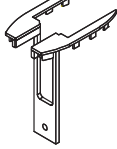
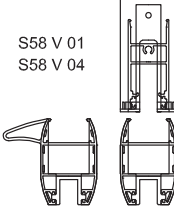
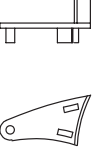
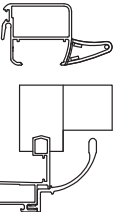
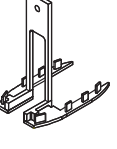
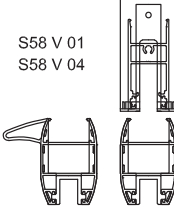

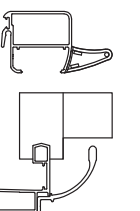
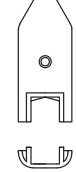
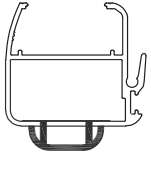

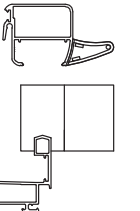
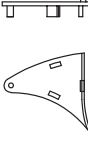
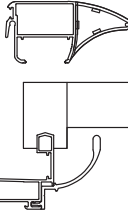

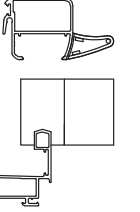
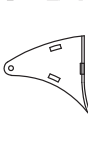
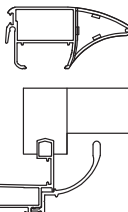

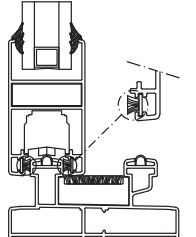
05

06

07

08

	<p>01.16.13 CAM FİTİLİ GLAZING GASKET Malzeme / Material : EPDM Ağırlık / Weight : 385 gr/m Paket / Package: 38 m / 15 kg</p>			<p>01.19.14 RAY FİTİLİ CENTRAL GASKET Malzeme / Material : EPDM Ağırlık / Weight : 52 gr/m Paket / Package: 288 m / 15 kg</p>	
	<p>01.16.15 CAM FİTİLİ GLAZING GASKET Malzeme / Material : EPDM Ağırlık / Weight : 380 gr/m Paket / Package: 39 m / 15 kg</p>			<p>01.24.01 MT-216 A KENET FİTİLİ CONNECTION GASGET Malzeme / Material : EPDM Ağırlık / Weight : 10 gr/m Paket / Package:1500 m / 15 kg</p>	
	<p>01.16.19 DIŞ CAM FİTİLİ GLAZING GASKET Malzeme / Material : EPDM Ağırlık / Weight : 68 gr/m Paket / Package: 220 m / 15 kg</p>			<p>10.04.18 KÖŞE ÇAVUŞU CORNER PIECE Malzeme / Material : Paslanmaz Çelik / Stainless Steel</p>	
 <p>Ölçek/Scale: 1/2</p>	<p>01.16.41 CAM FİTİLİ GLAZING GASKET Malzeme / Material : EPDM Ağırlık / Weight : 175 gr/m Paket / Package: 85 m / 15 kg</p>			<p>10.04.19 KÖŞE ÇAVUŞU CORNER PIECE Malzeme / Material : Paslanmaz Çelik / Stainless Steel</p>	
 <p>Ölçek/Scale: 1/2</p>	<p>01.16.42 CAM FİTİLİ GLAZING GASKET Malzeme / Material : EPDM Ağırlık / Weight : 150 gr/m Paket / Package: 100 m / 15 kg</p>			<p>11.05.01 KANAT SABİTLEME TAKOZU VENT FIXING PART Malzeme / Material : PVC</p>	
 <p>2,5mm.</p>	<p>01.17.08 CAM FİTİLİ GLAZING GASKET Malzeme / Material : EPDM Ağırlık / Weight : 51 gr/m Paket / Package: 294 m / 15 kg</p>			<p>19.01.04 STOPER BUFFER Malzeme / Material : EPDM</p>	
	<p>01.18.11 ORTA BASMA FİTİLİ CENTRAL GASKET Malzeme / Material : EPDM Ağırlık / Weight : 208 gr/m Paket / Package: 72 m / 15 kg</p>			<p>19.01.06 STOPER BUFFER Malzeme / Material : EPDM</p>	

	04.10.03A PVC KAPAK PVC CAP Malzeme / Material : PVC	S58 V 02 S58 V 03 S58 V 09 S58 V 10 		04.10.07A PVC KAPAK PVC CAP Malzeme / Material : PVC S58 F 12 Haricindeki Kasalar için For other than S58 F 12	S58 V 03 
	04.10.03B PVC KAPAK PVC CAP Malzeme / Material : PVC	S58 V 02 S58 V 03 S58 V 09 S58 V 10 		04.10.07B PVC KAPAK PVC CAP Malzeme / Material : PVC S58 F 12 Haricindeki Kasalar için For other than S58 F 12	S58 V 03 
	04.10.04A PVC KAPAK PVC CAP Malzeme / Material : PVC	S58 V 01 S58 V 04 		04.10.08A PVC KAPAK PVC CAP Malzeme / Material : PVC S58 A 03 ya da S58 F 12 - S58 V 04 ya da S58 V 09 için For S58 A 03 or S58 F 12 - S58 V 04 or S58 V 09	S58 V 04 S58 V 09 
	04.10.04B PVC KAPAK PVC CAP Malzeme / Material : PVC	S58 V 01 S58 V 04 		04.10.08B PVC KAPAK PVC CAP Malzeme / Material : PVC S58 A 03 ya da S58 F 12 - S58 V 04 ya da S58 V 09 için For S58 A 03 or S58 F 12 - S58 V 04 or S58 V 09	S58 V 04 S58 V 09 
	04.10.05 PVC KANAT KAPAĞI PVC CAP Malzeme / Material : PVC			04.10.09A PVC KAPAK PVC CAP Malzeme / Material : PVC S58 F 12 Haricindeki Kasalar için For other than S58 F 12	S58 V 04 S58 V 09 
	04.10.06A PVC KAPAK PVC CAP Malzeme / Material : PVC S58 A 03 ya da S58 F 12 - S58 V 03 için For S58 A 03 or S58 F 12 - S58 V 03	S58 V 03 		04.10.09B PVC KAPAK PVC CAP Malzeme / Material : PVC S58 F 12 Haricindeki Kasalar için For other than S58 F 12	S58 V 04 S58 V 09 
	04.10.06B PVC KAPAK PVC CAP Malzeme / Material : PVC S58 A 03 ya da S58 F 12 - S58 V 03 için For S58 A 03 or S58 F 12 - S58 V 03	S58 V 03 		17.01.01 KIL FİTİL 670x700 BRUSH 670x700 Malzeme / Material	

01

02

03

04

05

06

07

08

01

02

03


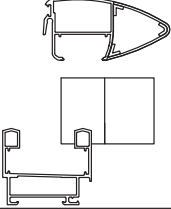
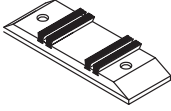
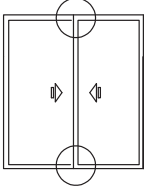

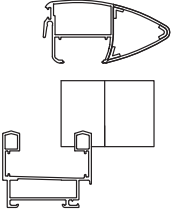
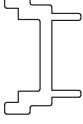
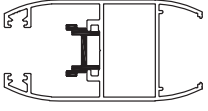
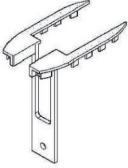
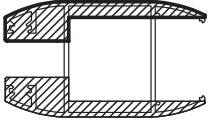
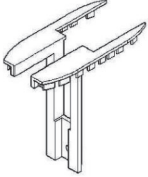
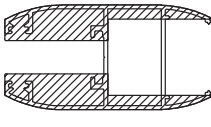
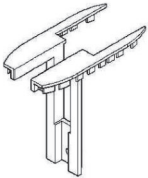
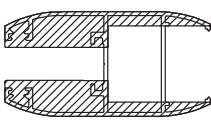
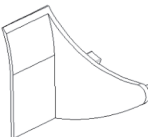
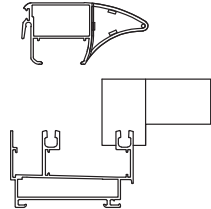
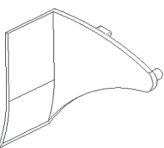
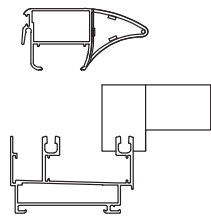
04

05

06

07

08

	<p>04.10.18A</p> <p>PVC KAPAK PVC CAP</p> <p>Malzeme / Material : PVC</p> <p>S58 F 12 Haricindeki Kasalar için For other than S58 F 12</p>	<p>S58 V 10</p> 		<p>04.11.02</p> <p>SIZDIRMAZLIK PARÇASI SEALING PART</p> <p>Malzeme / Material : PVC</p>	
	<p>04.10.18B</p> <p>PVC KAPAK PVC CAP</p> <p>Malzeme / Material : PVC</p> <p>S58 F 12 Haricindeki Kasalar için For other than S58 F 12</p>	<p>S58 V 10</p> 		<p>02.03.31</p> <p>SÜRME KANAT İSPANYOLET ADAPTÖRÜ SLIDING VENT HANDLE ADAPTER</p> <p>Malzeme / Material : PVC</p>	
	<p>04.10.22</p> <p>PVC KAPAK (ÜST-ALT) PVC CAP (UP-BOTTOM)</p> <p>Malzeme / Material : PVC</p>	<p>S58 V 08</p> 			
	<p>04.10.23A</p> <p>PVC KAPAK PVC CAP</p> <p>Malzeme / Material : PVC</p>	<p>S58 V 11</p> 			
	<p>04.10.23B</p> <p>PVC KAPAK PVC CAP</p> <p>Malzeme / Material : PVC</p>	<p>S58 V 11</p> 			
	<p>04.10.39A</p> <p>PVC KAPAK PVC CAP</p> <p>Malzeme / Material : PVC</p> <p>S58 F 15 - S58 V 03 için kapak Pvc Cap For S58 F 15 - S58 V 03</p>	<p>S58 V 03</p> 			
	<p>04.10.39B</p> <p>PVC KAPAK PVC CAP</p> <p>Malzeme / Material : PVC</p> <p>S58 F 15 - S58 V 03 için kapak Pvc Cap For S58 F 15 - S58 V 03</p>	<p>S58 V 03</p> 			

 <p>07.05.28 RESCARA GLOBAL PENCERE KOLU (TEK DİLLİ) RESCARA GLOBAL HANDLE FOR WINDOWS (SINGLE RAIL) Renk / Colour : Siyah-Beyaz-Gri / Black-White-Grey</p> <p>EN 1670</p>	 <p>07.05.25 GIESSE İSPANYOLET KOL (ÇİFT DİLLİ) GIESSE HANDLE FOR WINDOWS (DOUBLE RAIL) Renk / Colour : Siyah-Beyaz-Gri / Black-White-Grey</p> <p>UNI CEI EN ISO / IEC 17050</p>
 <p>07.05.32 RESCARA GLOBAL PENCERE KOLU (ÇİFT DİLLİ) RESCARA GLOBAL HANDLE FOR WINDOWS (DOUBLE RAIL) Renk / Colour : Siyah-Beyaz-Gri / Black-White-Grey</p> <p>EN 1670, 13126-8</p>	 <p>07.25.01 GIESSE TİJ BAĞLANTI PARÇASI GIESSE CONNECTION ROD Renk / Colour : Siyah / Black Malzeme / Material : Polyamid / Polyamide</p> <p>07.05.25 Kol için / For Handle 07.05.25</p>
 <p>07.13.08 RESCARA KOL BAĞLANTI PARÇASI RESCARA CONNECTION PART FOR HANDLE Malzeme / Material : PVC</p> <p>07.05.32 Kol için / For Handle 07.05.32</p>	 <p>07.13.07 KOL BAĞLANTI PARÇASI CONNECTION PART FOR HANDLE Malzeme / Material : Zamak / Zamak</p> <p>07.05.28 Kol için / For Handle 07.05.28</p>
 <p>16.05.07 KİLİT ADAPTÖRÜ LOCK ADAPTER</p> <p>07.05.25, 07.05.28 ve 07.05.32 Kolları için / For Handles 07.05.25, 07.05.28 and 07.05.32</p>	 <p>16.05.02 SÜRME KİLİT KARŞILIĞI STRIKER FOR SLIDING LOCK</p> <p>07.05.25, 07.05.28 ve 07.05.32 Kolları için / For Handles 07.05.25, 07.05.28 and 07.05.32</p>
 <p>16.04.04 SÜRME DİL SLIDING BOLT</p> <p>07.05.25, 07.05.28 ve 07.05.32 Kolları için / For Handles 07.05.25, 07.05.28 and 07.05.32</p>	

01

02

03

04

05

06

07

08

01

02

03

04

05

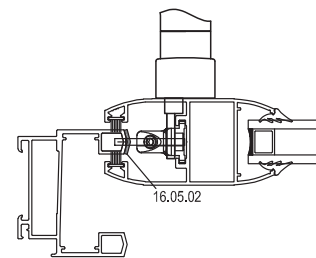
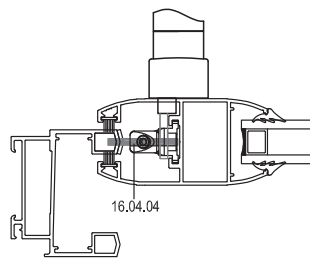
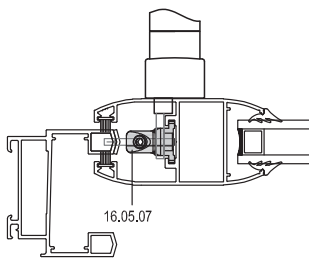
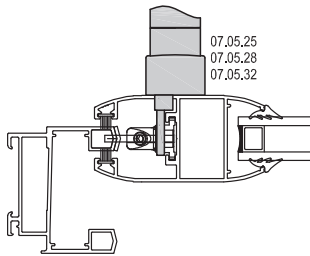
06




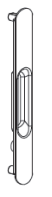
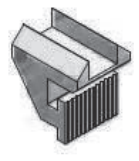
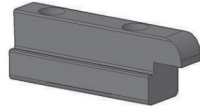


07

08

KOL İLE KİLİTLEME SEÇİM TABLOSU
LOCKING KIT SELECTION TABLE WITH HANDLE

KOD CODE	TANIM DESCRIPTION	ADET NUMBER				KANAT VENT
		H: 0-1200 mm	H: 1201-1799 mm	H: 1800-2199mm	H: 2200-2500 mm	
RESCARA TEK DİLLİ KOL RESCARA SINGLE RAIL HANDLE	07.05.28 RESCARA GLOBAL PENCERE KOLU RESCARA GLOBAL HANDLE	1	1	1	1	S58 V 11
	07.13.07 KOL BAĞLANTI PARÇASI CONNECTION PART FOR HANDLE	1	1	1	1	
GIESSE ÇİFT DİLLİ KOL GIESSE DOUBLE RAIL HANDLE	07.05.25 GIESSE İSPANYOLET KOL GIESSE HANDLE FOR WINDOWS	1	1	1	1	
	07.25.01 GIESSE TIJ BAĞLANTI PARÇASI GIESSE CONNECTION ROD	1	1	1	1	
RESCARA ÇİFT DİLLİ KOL RESCARA DOUBLE RAIL HANDLE	07.05.32 RESCARA GLOBAL PENCERE KOLU RESCARA GLOBAL HANDLE	1	1	1	1	
	07.13.08 RESCARA KOL BAĞLANTI PARÇASI RESCARA CONNECTION ROD	1	1	1	1	
16.05.07	KİLİT ADAPTÖRÜ LOCK ADAPTER	2	3	4	5	
16.04.04	SÜRME DİL SLIDING BOLT	2	3	4	5	
16.05.02	SÜRME KİLİT KARŞILIĞI STRIKER FOR SLIDING LOCK	2	3	4	5	



 <p>07.10.12 HAVUZLU KİLİT ANAHTARLI SLIDING LOCK WITH KEY Malzeme / Material : Alüminyum-Zamak Aluminium-Zamak</p>	 <p>07.10.13 HAVUZLU KİLİT SLIDING LOCK Malzeme / Material : Alüminyum-Zamak Aluminium-Zamak</p>
 <p>07.10.14 ÇİFTLİ HAVUZLU KİLİT ANAHTARLI DOUBLE SLIDING LOCK WITH KEY Malzeme / Material : Alüminyum-Zamak Aluminium-Zamak</p>	 <p>07.10.09 HAVUZ KOL SLIDING HANDLE Malzeme / Material : Alüminyum Aluminium</p>
 <p>07.11.03 KOL ÜSTÜ KARŞILIK STRIKER FOR HANDLE 07.10.12 , 07.10.13 , 07.10.14 Sürme Kilit için / For Handle 07.10.12 , 07.10.13 , 07.10.14</p>	 <p>07.11.04 KOL ÜSTÜ KARŞILIK STRIKER FOR HANDLE 07.10.12 , 07.10.13 , 07.10.14 Sürme Kilit için / For Handle 07.10.12 , 07.10.13 , 07.10.14</p>
 <p>16.05.05 SÜRME KİLİT ADAPTÖRÜ LOCK ADAPTER 07.10.12 , 07.10.13 , 07.10.14 Sürme Kilit için / For Handle 07.10.12 , 07.10.13 , 07.10.14</p>	 <p>16.04.02 SÜRME DİL SLIDING BOLT 07.10.12 , 07.10.13 , 07.10.14 Sürme Kilit için / For Handle 07.10.12 , 07.10.13 , 07.10.14</p>

01

02

03

04

05

06

07

08

01

02

03

04

05

06

07

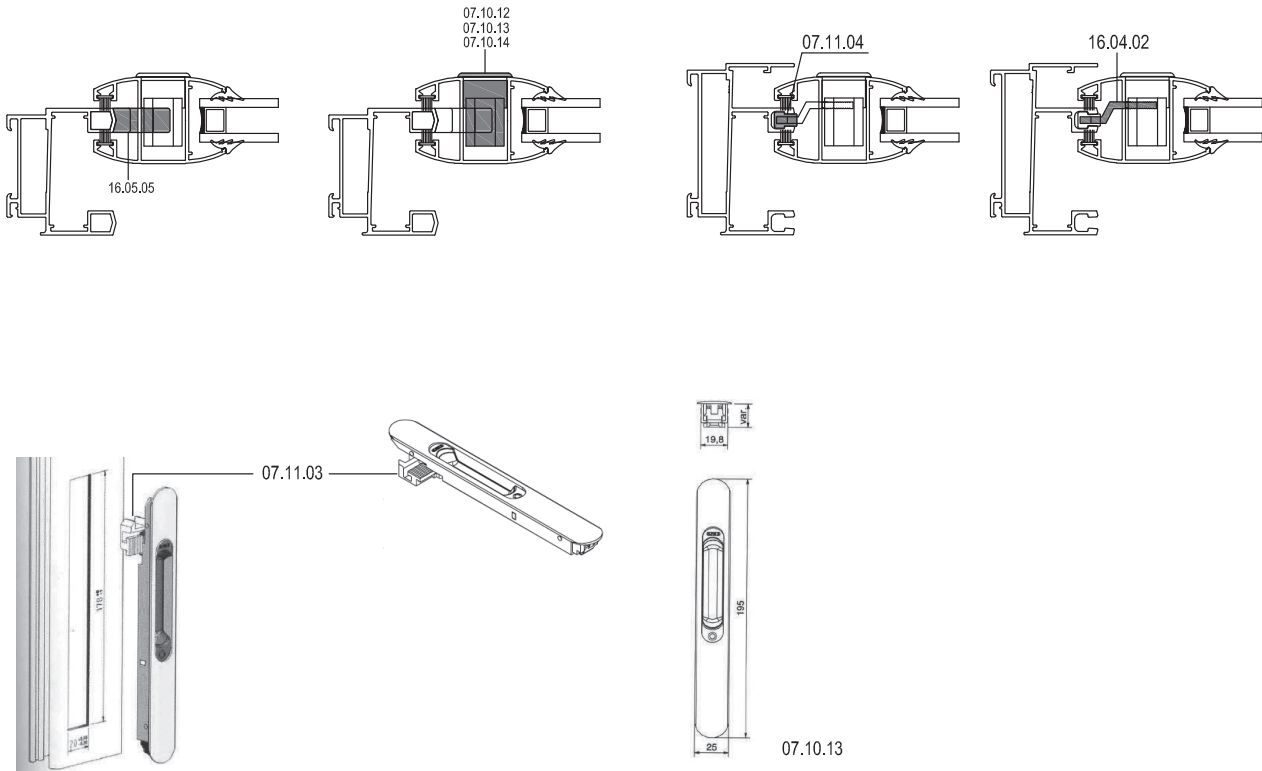
08

HAVUZLU KOL İLE KİLİTLEME SEÇİM TABLOSU 1
LOCKING KIT SELECTION TABLE WITH SLIDING LOCK

KOD CODE	TANIM DESCRIPTION	ADET NUMBER	KANAT VENT
07.10.12 07.10.13 07.10.14	HAVUZLU KİLİT SLIDING LOCK	1	S58 V 01 S58 V 04 S58 V 12 S58 V 08
16.05.05	SÜRME KİLİT ADAPTÖRÜ SLIDING LOCK ADAPTER	1	
07.11.03	KOL ÜSTÜ KARŞILIK STRIKER FOR HANDLE	1	

HAVUZLU KOL İLE KİLİTLEME SEÇİM TABLOSU 2
LOCKING KIT SELECTION TABLE WITH SLIDING LOCK

KOD CODE	TANIM DESCRIPTION	ADET NUMBER	KANAT VENT
07.10.12 07.10.13 07.10.14	HAVUZLU KİLİT SLIDING LOCK	1	S58 V 01 S58 V 04 S58 V 12 S58 V 08
16.04.02	SÜRME DİL SLIDING BOLT	1	
07.11.04	KOL ÜSTÜ KARŞILIK STRIKER FOR HANDLE	1	



01

 <p>07.05.41 RESCARA AKUSTİK PENCERE KOLU RESCARA ACOUSTIC HANDLE Renk / Colour : Siyah-Beyaz-Gri Black-White-Grey</p>	 <p>07.05.42 RESCARA AKUSTİK PENCERE KOLU RESCARA ACOUSTIC HANDLE Renk / Colour : Siyah-Beyaz-Gri Black-White-Grey</p>
 <p>07.05.48 RESCARA GİZLİ SÜRME KOLU RESCARA HIDDEN SLIDING HANDLE Renk / Colour : Siyah-Beyaz-Gri Black-White-Grey</p>	 <p>16.05.08 SÜRME KİLİT KARŞILIĞI STRIKER FOR SLIDING LOCK 07.05.41, 07.05.42, 07.05.48 PVC Kol için / For PVC Handle 07.05.41, 07.05.42, 07.05.48</p>
<p>07.18.XX 22 EKSEN SÜRME İSPANYOLETİ 22 AXIS STEEL GEARBOX SLIDING ESPOGNOLETTE Renk / Colour : Siyah-Beyaz-Gri Black-White-Grey</p>	 <p>04.20.02 SÜRME KİLİT KARŞILIĞI ALT PLASTİK PARÇASI TIN PLATE STRIKER FOR SLIDING LOCK Malzeme / Material : PVC</p>

02

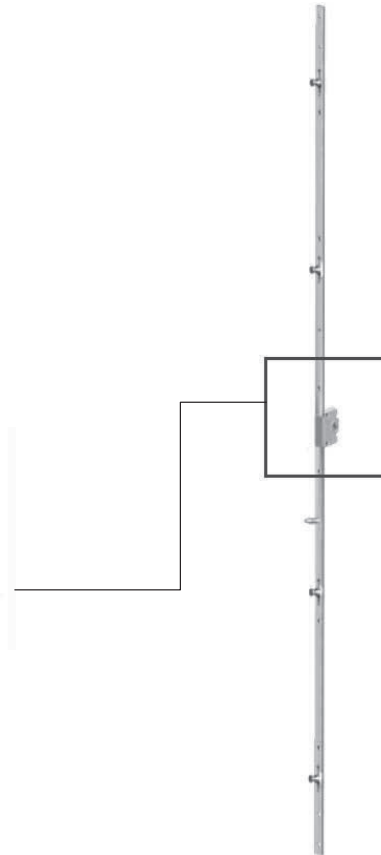
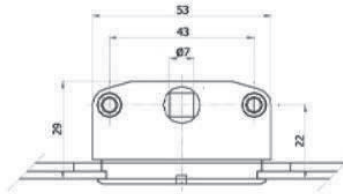
03

04

07.18.xx 22 EKSEN SÜRME İSPANYOLETİ

07.18.xx 22 AXIS STEEL GEARBOX SLIDING ESPOGNOLETTE

KOD CODE	ÖLÇÜ DIMENSION
07.18.24	h: 600mm-800mm / 22
07.18.25	h:800mm-1000mm / 22
07.18.26	h: 1000mm-1200mm / 22
07.18.27	h: 1200mm-1400mm / 22
07.18.28	h: 1400mm-1600mm / 22
07.18.29	h:1600mm-1800mm / 22
07.18.30	h:1800mm-2000mm / 22
07.18.31	h:2000mm-2200mm / 22



05

06

07

08

01

02

03

04

05

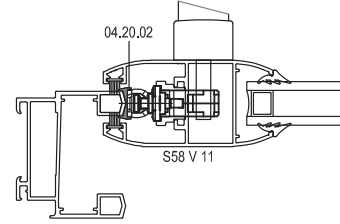
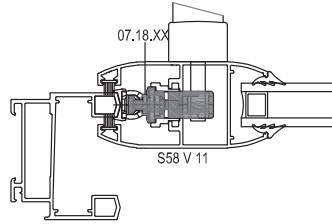
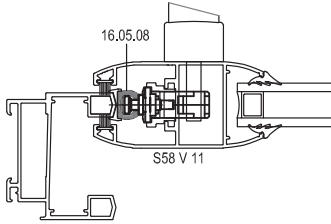
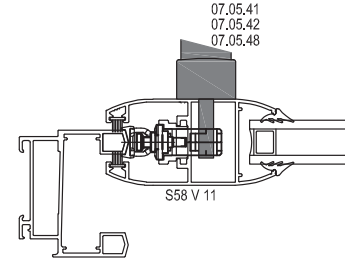
06

07

08

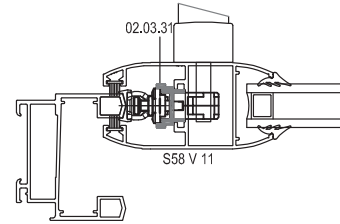
PVC KOL İLE KİLİTLEME SEÇİM TABLOSU
LOCKING KIT SELECTION TABLE WITH PVC HANDLE





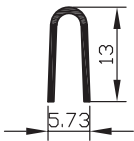
KOD CODE	TANIM DESCRIPTION	ADET NUMBER	KANAT VENT
07.05.41 07.05.42 07.05.48	PVC İSPANYOLET KOL PVC HANDLE	1	S58 V 11
16.05.08	SÜRME KİLİT KARŞILIĞI STRIKER FOR SLIDING LOCK	BKZ. 07.18.xx SEÇİM TABLOSU SEE 07.18.xx SELECTION TABLE	
04.20.02	SÜRME SAC KARŞILIĞI TIN PLATE STRIKER FOR SLIDING LOCK	BKZ. 07.18.xx SEÇİM TABLOSU SEE 07.18.xx SELECTION TABLE	
07.18.XX	SÜRME İSPANYOLETİ SLIDING ESPOGNOLETTE	1	



07.18.xx 22 EKSEN SÜRME İSPANYOLETİ
07.18.xx 22 AXIS STEEL GEARBOX SLIDING ESPOGNOLETTE

KOD CODE	ÖLÇÜ DIMENSION	16.05.08 ADET/NUMBER	04.20.02 ADET/NUMBER
07.18.24	h: 600mm-800mm / 22	2	2
07.18.25	h:800mm-1000mm / 22	2	2
07.18.26	h: 1000mm-1200mm / 22	3	3
07.18.27	h: 1200mm-1400mm / 22	3	3
07.18.28	h: 1400mm-1600mm / 22	3	3
07.18.29	h:1600mm-1800mm / 22	3	3
07.18.30	h:1800mm-2000mm / 22	4	4
07.18.31	h:2000mm-2200mm / 22	4	4



 <p>16.02.02 GIESSE AYARLI ÇİFTLİ RULMAN GIESSE ADJUSTABLE CARRERA 2 PULLEYS Malzeme / Material : Polyamid- Zarnak Polyamide -Zamak</p> <p>2 Adet 180 kg taşır. / 180 kg with 2 pulleys EN 13126-15 : 2008</p>	 <p>16.02.07 RESCARA AYARLI ÇİFTLİ RULMAN RESCARA ADJUSTABLE CARRERA 2 PULLEYS</p> <p>2 Adet 120 kg taşır. / 120 kg with 2 pulleys</p>
 <p>16.01.01 AYARLI TEKLİ RULMAN PULLEY WITH SINGLE WHEEL</p> <p>2 Adet 35 kg taşır. / 35 kg with 2 pulleys Max. kanat ölçüsü 600x1500./ Max. vent dimension 600x1500</p>	 <p>16.01.02 AYARLI ÇİFTLİ RULMAN ADJUSTABLE PULLEY</p> <p>2 Adet 65 kg taşır. / 65 kg with 2 pulleys Max. kanat ölçüsü 1000x2100./ Max. vent dimension 1000x2100</p>
 <p>16.01.12 METAL TEKERLEKLİ AYARLI RULMAN STEEL ADJUSTABLE PULLEYS</p> <p>2 Adet 65 kg taşır. / 65 kg with 2 pulleys Max. kanat ölçüsü 1000x2100./ Max. vent dimension 1000x2100</p>	 <p>16.01.13 METAL TEKERLEKLİ AYARLI RULMAN PULLEY WITH SINGLE WHEEL</p> <p>2 Adet 35 kg taşır. / 35 kg with 2 pulleys Max. kanat ölçüsü 600x1500./ Max. vent dimension 600x1500</p>
 <p>16.01.06 SİNEKLİK RULMANI PULLEY FOR INSECT SCREEN</p>	 <p>21.01.02 PUNCH MAKİNESİ PUNCH MACHINE Pnömatik</p>
 <p>16.06.01 ÇELİK RAY STEEL RAIL Malzeme / Material : Paslanmaz Çelik Stainless Steel</p>	 <p>16.06.02 ÇELİK RAY STEEL RAIL Malzeme / Material : Paslanmaz Çelik Stainless Steel S58 F 15 için / For S58 F 15</p>

01

02

03

04

05

06

07

08