

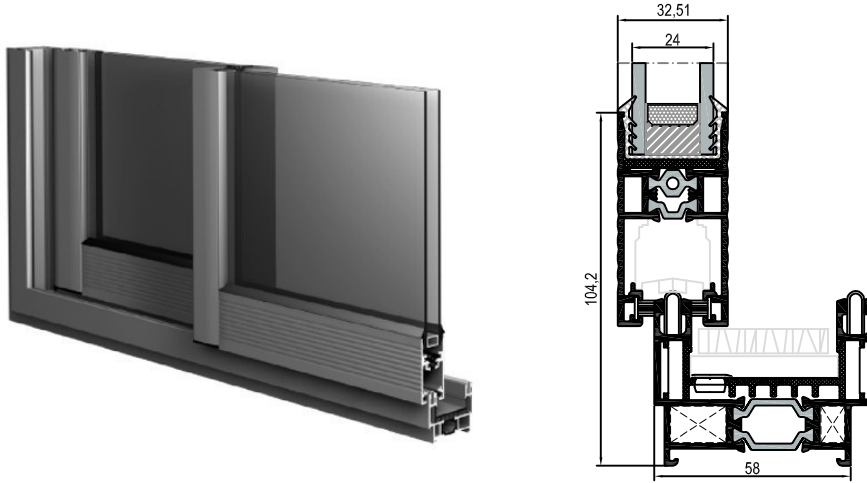
# MİMARİ KATALOG ARCHITECTURAL CATALOGUE

Alüminyum Kapı Pencere ve Giydirme Cephe Sistemleri  
Aluminium Window Doors and Facade Systems

 **RESCARA**



RST58



## TEKNİK ÖZELLİKLERİ / TECHNICAL PROPERTIES

<b>KASA DERİNLİĞİ / FRAME DEPTH</b>	min.65mm - max.139,5mm
<b>KANAT DERİNLİĞİ / VENT DEPTH</b>	min.39,6mm - max.84,72mm
<b>PROFİL ET KALINLIĞI / PROFILE WALL THICKNESS</b>	1,4 / 1,5 / 1,6 mm
<b>CAM KALINLIĞI / GLASS THICKNESS</b>	20 / 22/ 24 mm
<b>ISI BARIYERLERİ / THERMAL INSULATION BARS</b>	14,8 / 20 / 24 mm

## KULLANIM SEÇENEKLERİ / APPLICATION ALTERNATIVES

	<b>KAPI DOOR</b>	<b>PENCERE WINDOW</b>
<b>BASİT SÜRME / SLIDING</b>	*	*
<b>90° KANAT BİRLEŞİMİ / 90° VENT COMBINATION</b>	*	*
<b>45° KANAT BİRLEŞİMİ / 45° VENT COMBINATION</b>	*	*
<b>CAM ÇITALI KANAT / VENT WITH GLAZING BEAD</b>	*	*
<b>CAM ÇITASIZ KANAT / VENT WITHOUT GLAZING BEAD</b>	*	*
<b>3 RAYLI KASA / 3 RAILED FRAME</b>	*	*
<b>SİNEKLİK / INSECT SCREEN</b>	*	*
<b>SABİTLE BİRLEŞİM / COMBINATION WITH FIXED PART</b>	*	*

## PERFORMANS DEĞERLERİ / PERFORMANCE VALUES

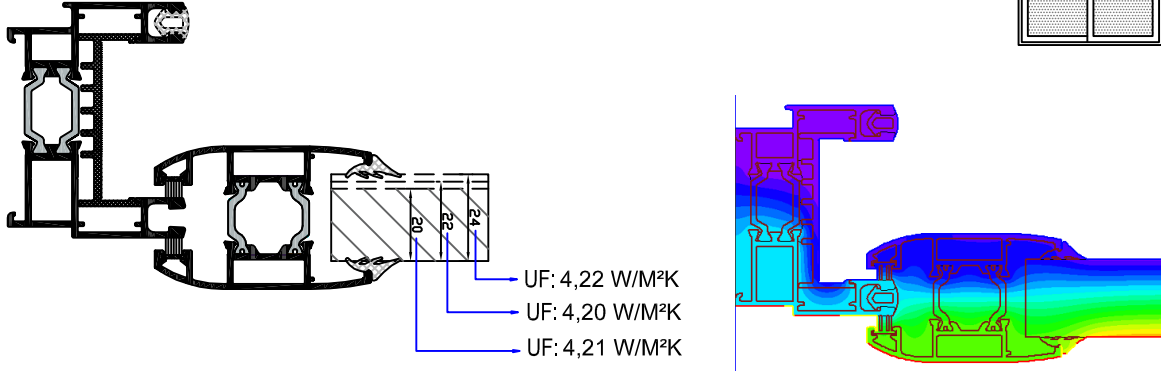
**SİSTEM UF DEĞERİ - EN 10077-2**  
(THERMAL INSULATION VALUE)



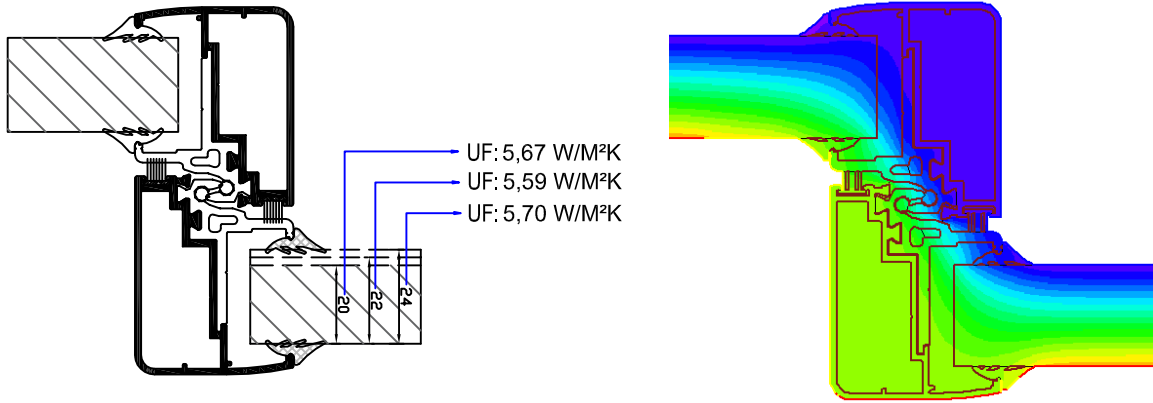
4,20~5,70 W/M²K

## ISI YALITIM DEĞERLERİ (UF) / THERMAL INSULATION VALUE (UF):

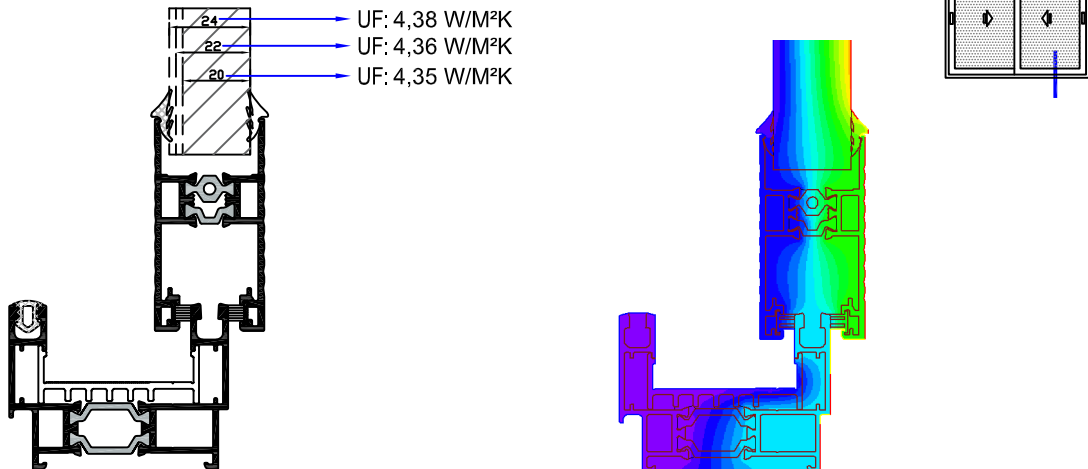
Cam Kalınlıkları (glass thickness) : 20 / 22 / 24 mm



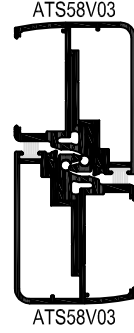
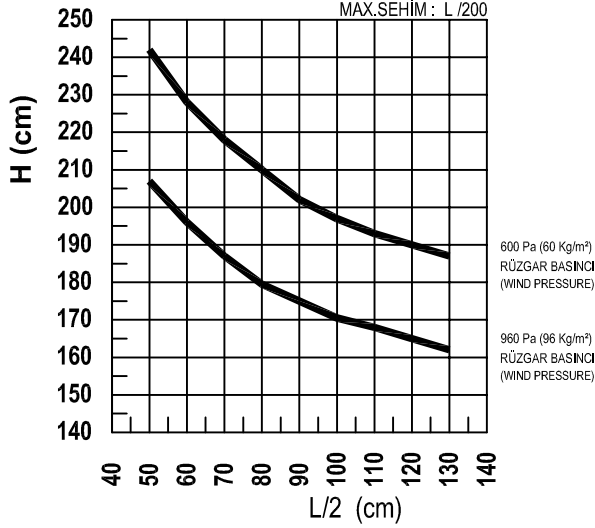
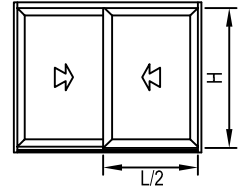
Cam Kalınlıkları (glass thickness) : 20 / 22 / 24 mm



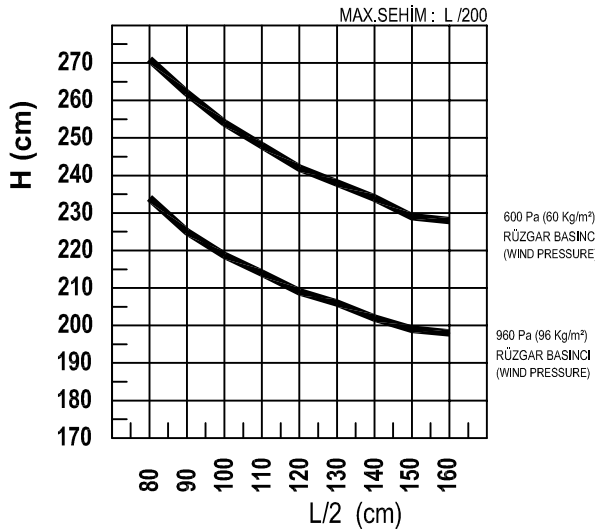
Cam Kalınlıkları (glass thickness) : 20 / 22 / 24 mm



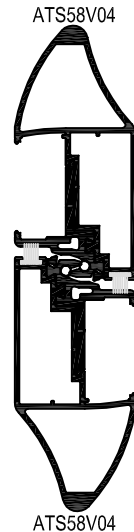
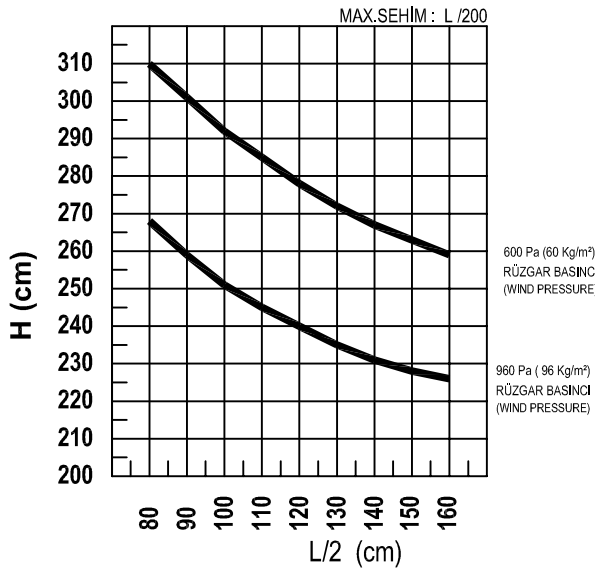
## RÜZGAR YÜKÜNE GÖRE KULLANIM LİMİTLERİ GRAFIĞI USAGE DIAGRAM FOR THE WIND LOAD



ATS58V03 Jx: 7,83 cm<sup>4</sup>  
ATS58V03 Jx: 7,83 cm<sup>4</sup>  
TOPLAM Jx: 15,66 cm<sup>4</sup>

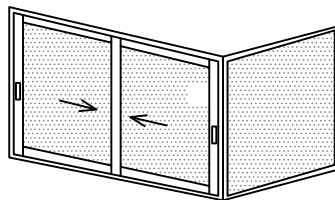
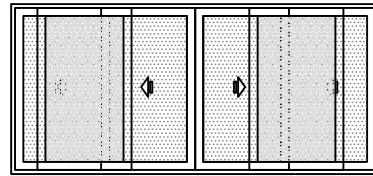
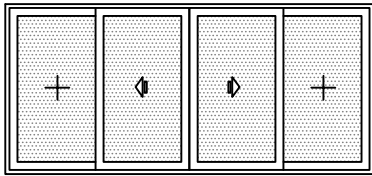
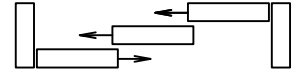
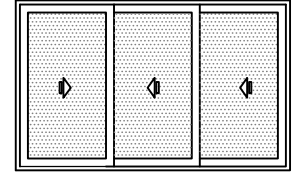
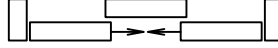
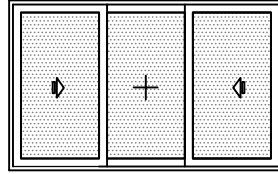
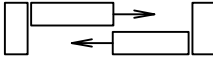
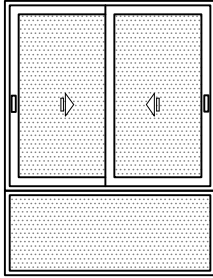
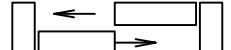
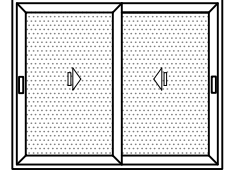
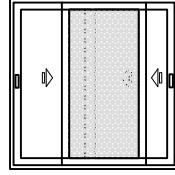
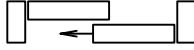
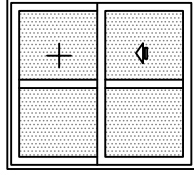
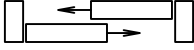
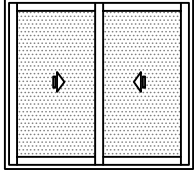


ATS58V03 Jx: 7,83 cm<sup>4</sup>  
ATS58V04 Jx: 26,79 cm<sup>4</sup>  
TOPLAM Jx: 34,62 cm<sup>4</sup>



ATS58V04 Jx: 26,79 cm<sup>4</sup>  
ATS58V04 Jx: 26,79 cm<sup>4</sup>  
TOPLAM Jx: 53,58 cm<sup>4</sup>

## SİSTEM TİPOLOJİSİ SYSTEM TIPOLOGY



# MİMARİ KATALOG

## ARCHITECTURAL CATALOGUE

Alüminyum Kapı Pencere ve Giydirme Cephe Sistemleri  
Aluminium Window Doors and Facade Systems



Rescara Sistem Detayları  
Rescara System Details

# RST58

**PROFİLLER**

PROFILES

11

12

13

14

15

16

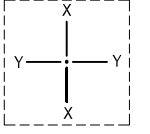
17

18

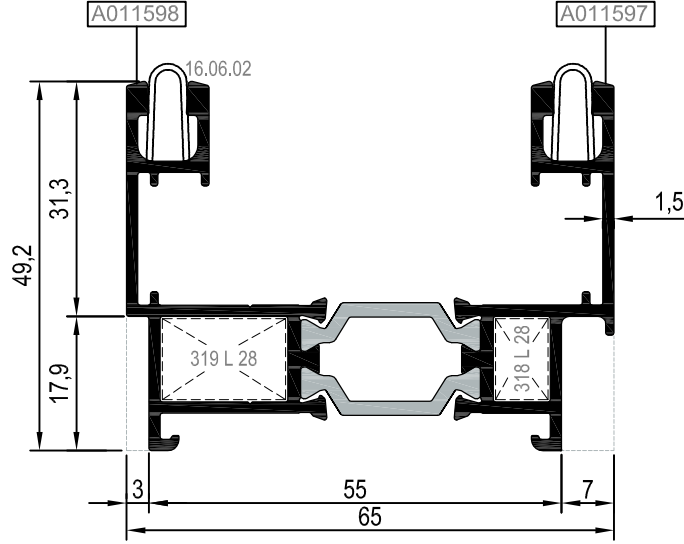
19

20

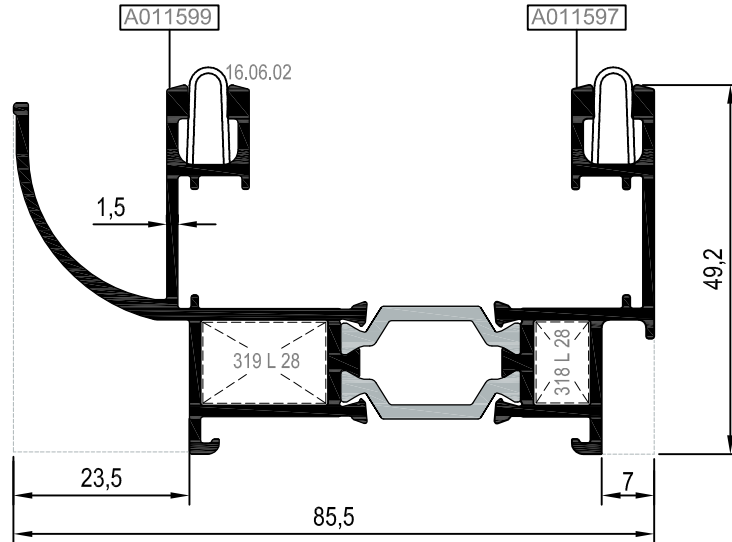
KOD / CODE	AĞIRLIK (kg/m) / WEIGHT	Jxx cm <sup>4</sup>	Jyy cm <sup>4</sup>	L m
ATS58F01	1,338	20,707	9,398	6
ATS58F02	1,517			



ATS58F01



ATS58F02

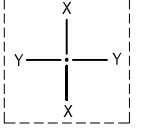


Nr		L m	KESİM ÖLÇÜSÜ CUTTING SIZE	AKS. KODU ACS. CODE
ATS58F01	A011597	25 L 28(A010542)	7,3 mm	318 L 28
	A011598	25 L 28(A010542)	16,7 mm	319 L 28
ATS58F02	A011597	25 L 28(A010542)	7,3 mm	318 L 28
	A011599	25 L 28(A010542)	16,7 mm	319 L 28

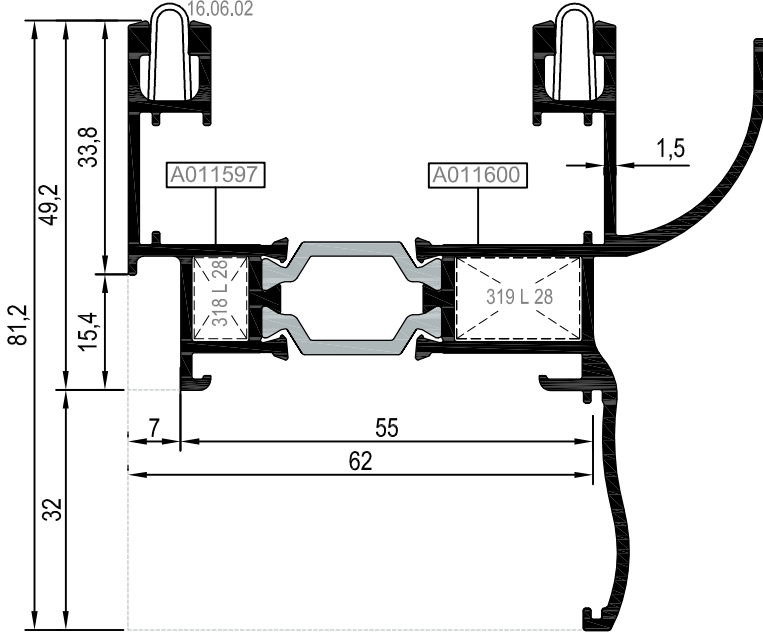
KASA PROFİLLERİ  
FRAME PROFILES

# RST58

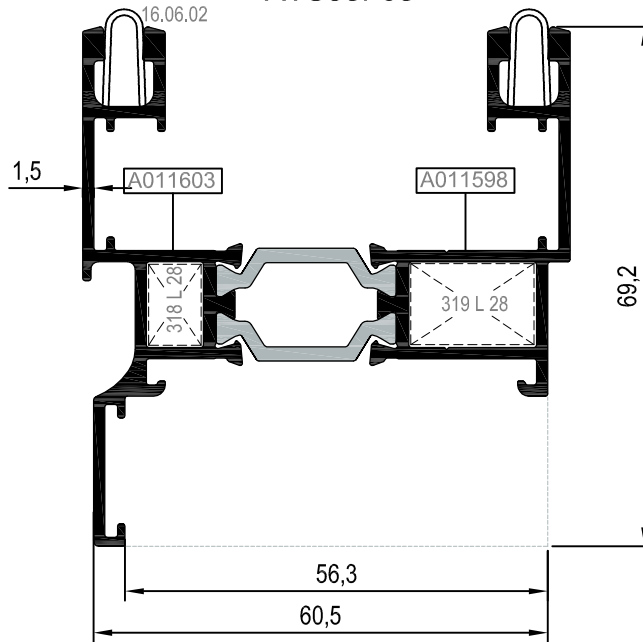
KOD / CODE	AĞIRLIK (kg/m) / WEIGHT	Jxx cm <sup>4</sup>	Jyy cm <sup>4</sup>	L m
ATS58F03	1,724	33,384	19,971	6
ATS58F08	1,471	23,794	13,848	6



ATS58F03



ATS58F08

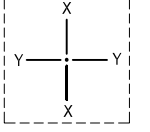


Nr		L m	KESİM ÖLÇÜSÜ CUTTING SIZE	AKS. KODU ACS. CODE
ATS58F03	A011597	25 L 28(A010542)	7,3 mm	318 L 28
	A011600	25 L 28(A010542)	16,7 mm	319 L 28
ATS58F08	A011603	25 L 28(A010542)	7,3 mm	318 L 28
	A011598	25 L 28(A010542)	16,7 mm	319 L 28

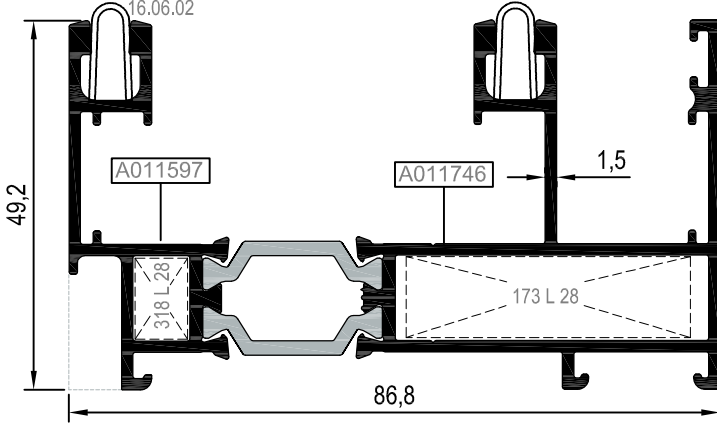
KASA PROFİLLERİ  
FRAME PROFILES

# RST58

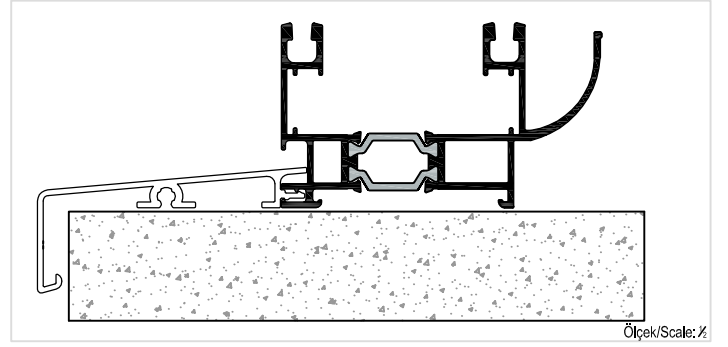
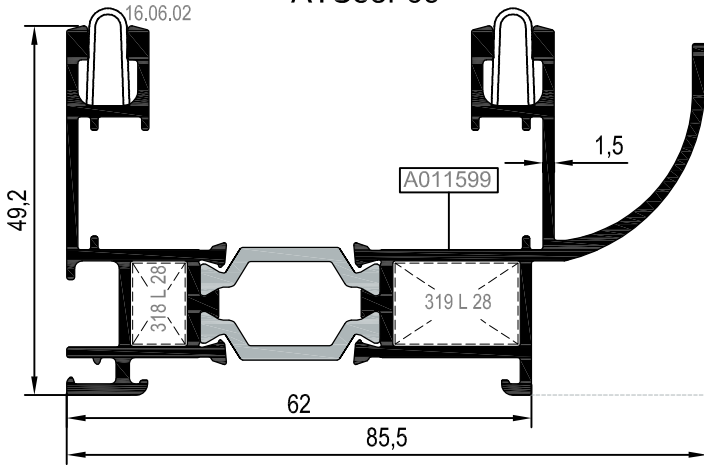
KOD / CODE	AĞIRLIK (kg/m) / WEIGHT	Jxx cm4	Jyy cm4	L m
ATS58F09	1,643	32,472	10,741	6
ATS58F10	1,687	---	---	6



ATS58F10



\*\*ATS58F09



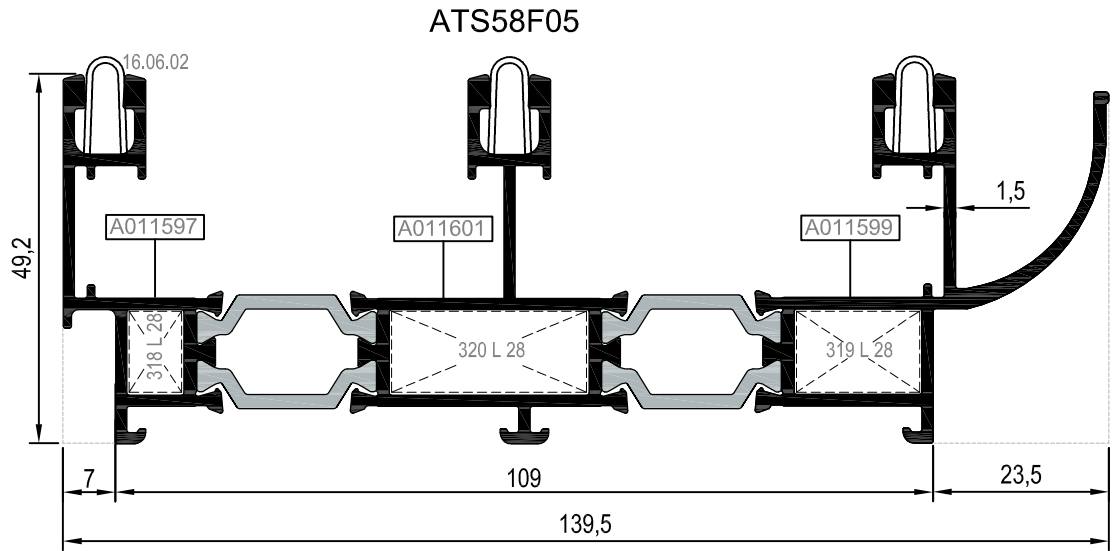
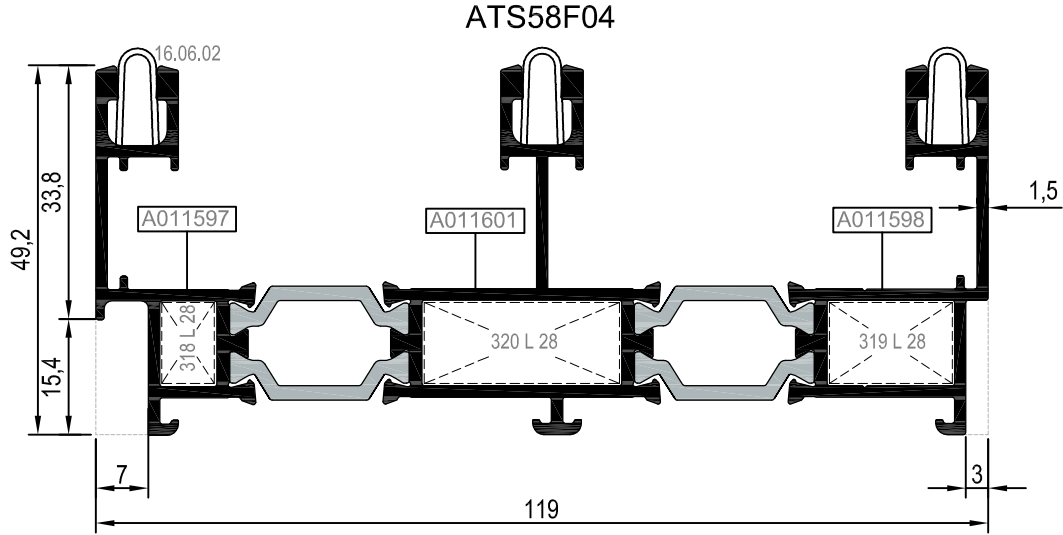
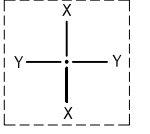
\*\*Kalıp aktif değildir. Sipariş üzerine yapılacaktır.  
The die is not active. It will be produced by order.

Nr		L m	KESİM ÖLÇÜSÜ CUTTING SIZE	AKS. KODU ACS. CODE
ATS58F09	---	25 L 28(A010542)	7,3 mm	318 L 28
	A011599	25 L 28(A010542)	16,7 mm	319 L 28
ATS58F10	A011597	25 L 28(A010542)	7,3 mm	318 L 28
	A011746	25 L 28(A010542)	37,9 mm	173 L 28

KASA PROFİLLERİ  
FRAME PROFILES

# RST58

KOD / CODE	AĞIRLIK (kg/m) / WEIGHT	Jxx cm4	Jyy cm4	L m
ATS58F04	2,247	92,010	15,197	6
ATS58F05	2,426	117,022	16,029	6

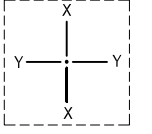


Nr		L m	KEŞİM ÖLÇÜSÜ CUTTING SIZE	AKS. KODU ACS. CODE
ATS58F04	A011597	25 L 28(A010542)	7,3 mm	318 L 28
	A011598	25 L 28(A010542)	16,7 mm	319 L 28
	A011601	25 L 28(A010542)	26,3 mm	320 L 28
ATS58F05	A011597	25 L 28(A010542)	7,3 mm	318 L 28
	A011599	25 L 28(A010542)	16,7 mm	319 L 28
	A011601	25 L 28(A010542)	26,3 mm	320 L 28

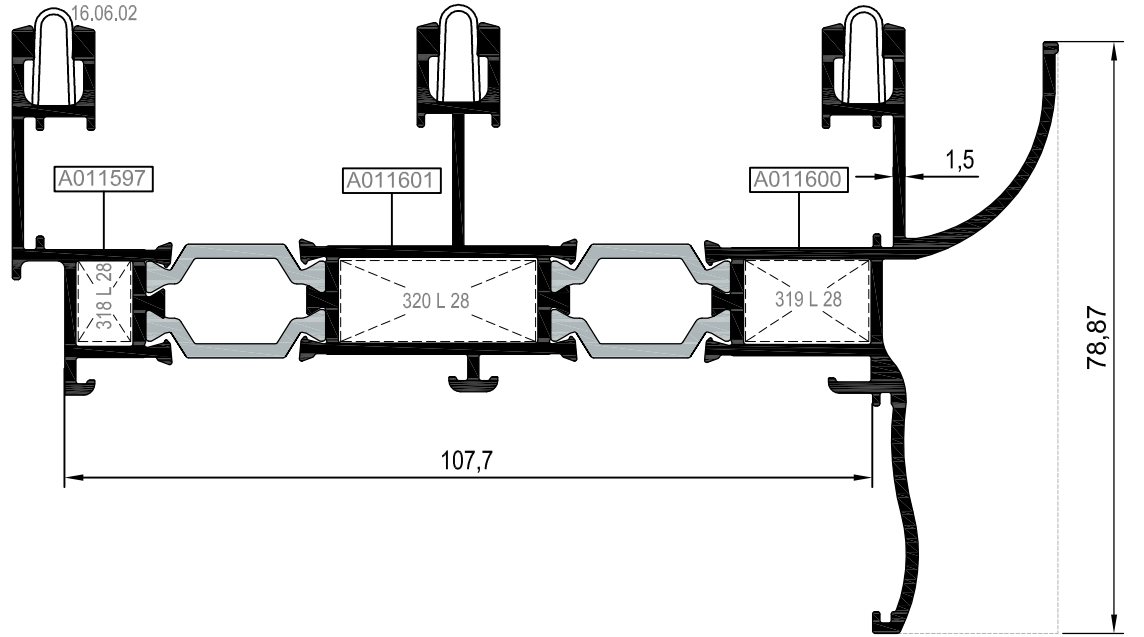
KASA PROFİLLERİ  
FRAME PROFILES

# RST58

KOD / CODE	AĞIRLIK (kg/m) / WEIGHT	Jxx cm4	Jyy cm4	L m
ATS58F06	2,633	131,987	25,673	6
ATS58F07	1,952	67,098	14,646	6

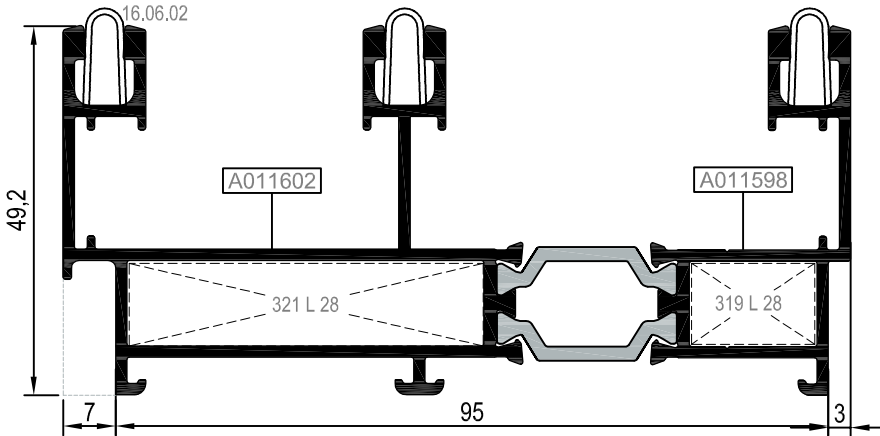




## ATS58F06



## ATS58F07

### Sineklik Kanadı İçin Kasa

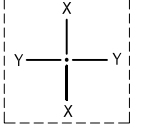


Nr	 L m	KEŞİM ÖLÇÜSÜ CUTTING SIZE	 AKS. KODU ACS. CODE
ATS58F06	A011597	25 L 28(A010542)	318 L 28
	A011600	25 L 28(A010542)	319 L 28
	A011601	25 L 28(A010542)	320 L 28
ATS58F07	A011598	25 L 28(A010542)	319 L 28
	A011602	25 L 28(A010542)	321 L 28

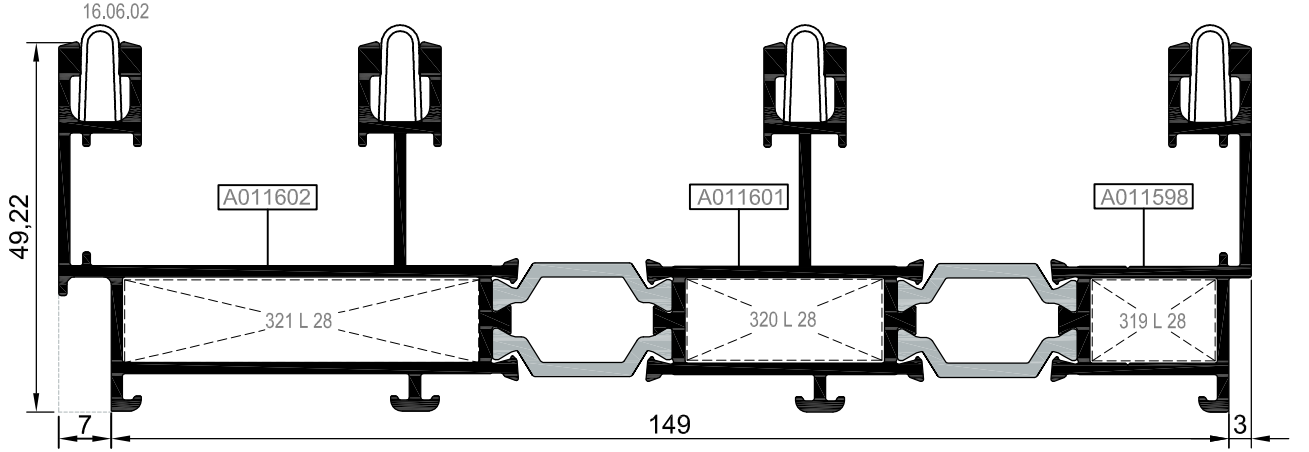
KASA PROFİLLERİ  
FRAME PROFILES

# RST58

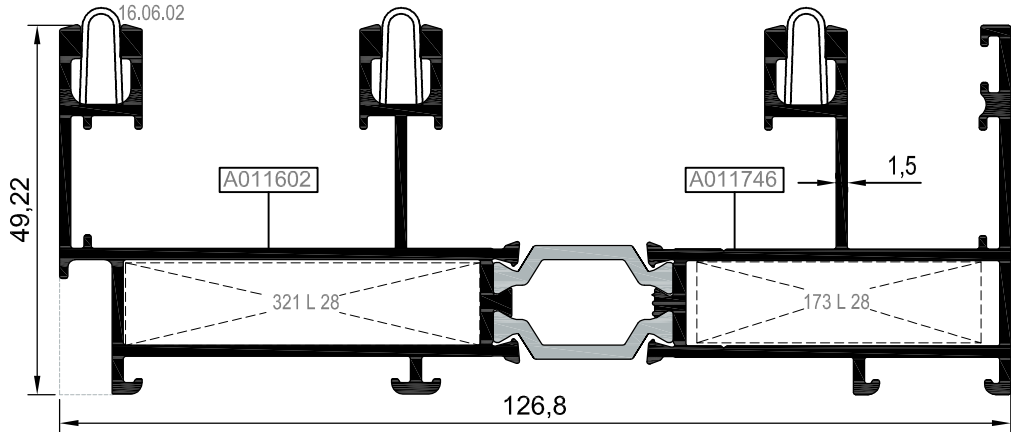
KOD / CODE	AĞIRLIK (kg/m) / WEIGHT	Jxx cm <sup>4</sup>	Jyy cm <sup>4</sup>	L m
ATS58F11	2,861	---	---	6
ATS58F12	2,323	---	---	6





ATS58F11  
Sineklik Kanadı İçin Kasa



ATS58F12  
Sineklik Kanadı İçin Kasa

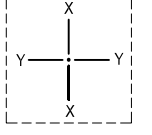


Nr	 L m	KEŞİM ÖLÇÜSÜ CUTTING SIZE	 AKS. KODU ACS. CODE	
ATS58F11	A011602	25 L 28(A010542)	47,3 mm	321 L 28
	A011601	25 L 28(A010542)	26,3 mm	320 L 28
	A011598	25 L 28(A010542)	16,7 mm	319 L 28
ATS58F12	A011602	25 L 28(A010542)	47,3 mm	321 L 28
	A011746	25 L 28(A010542)	37,9 mm	173 L 28

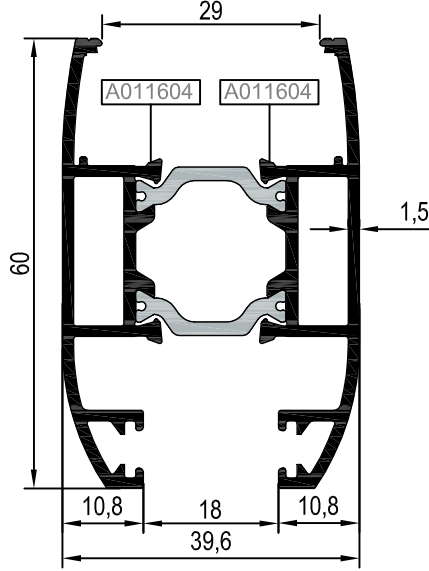
KANAT PROFİLLERİ  
VENT PROFILES

# RST58

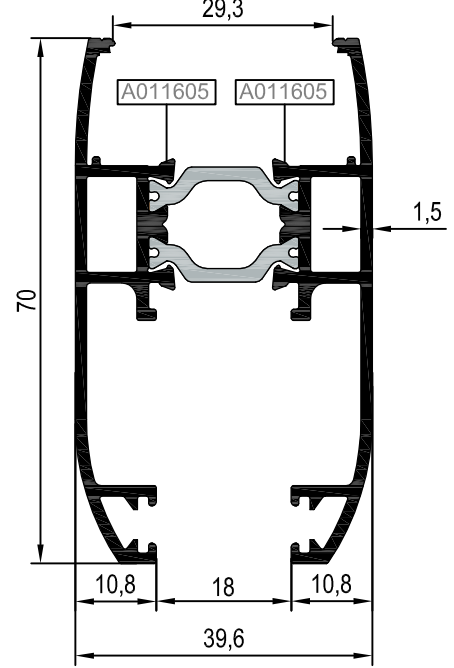
KOD / CODE	AĞIRLIK (kg/m) / WEIGHT	Jxx cm <sup>4</sup>	Jyy cm <sup>4</sup>	L m
ATS58V01	1,218	7,282	9,920	6
ATS58V02	1,290	8,112	15,440	6
ATS58V03	1,020	7,838	3,041	6
ATS58V04	1,444	26,799	5,616	6



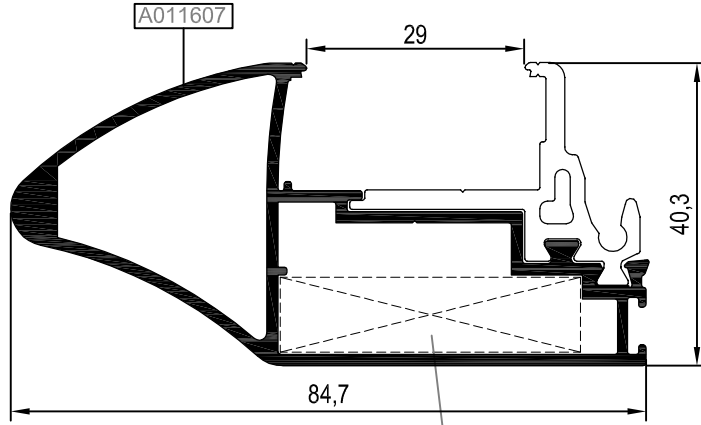
ATS58V01



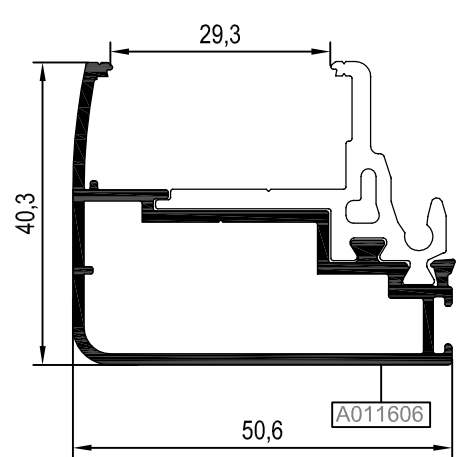
ATS58V02



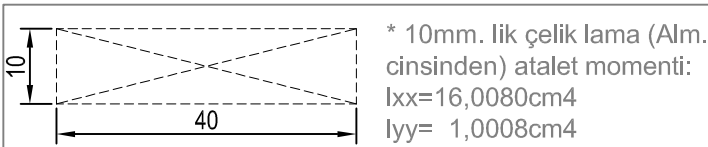
ATS58V04



ATS58V03



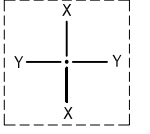
\* Statiği arttırmak amacı ile profilin içerisine 10mm. lik çelik lama konulabilir.



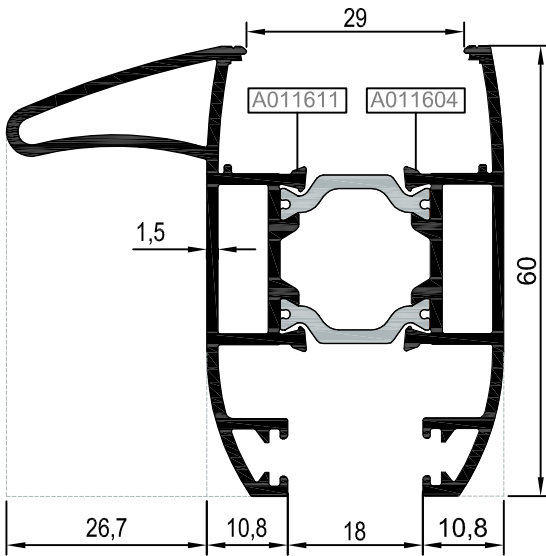
KANAT PROFİLLERİ  
VENT PROFILES

# RST58

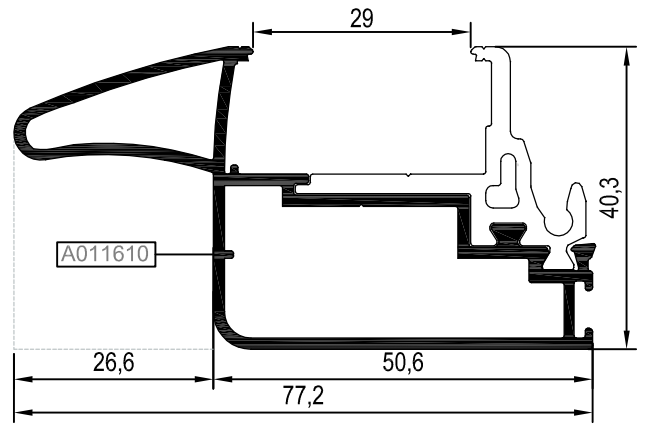
KOD / CODE	AĞIRLIK (kg/m) / WEIGHT	Jxx cm4	Jyy cm4	L m
ATS58V07	1,257	16,568	5,288	6
ATS58V08	1,455	13,995	13,842	6
ATS58V15	1,198	---	---	6
ATS58V14	1,174	---	---	6



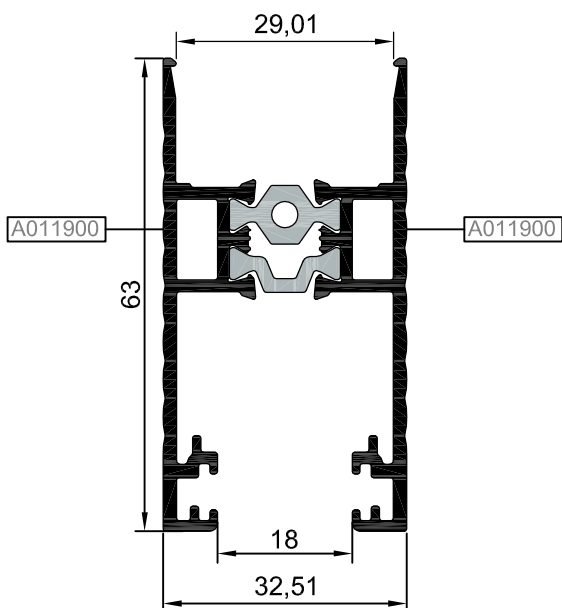
ATS58V08



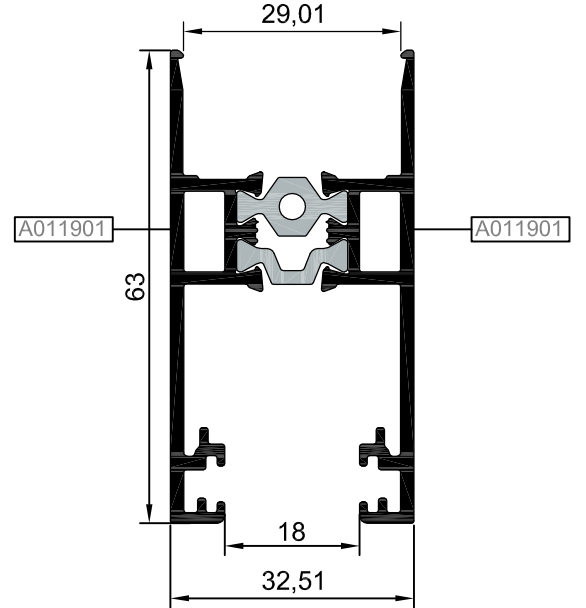
ATS58V07



ATS58V14



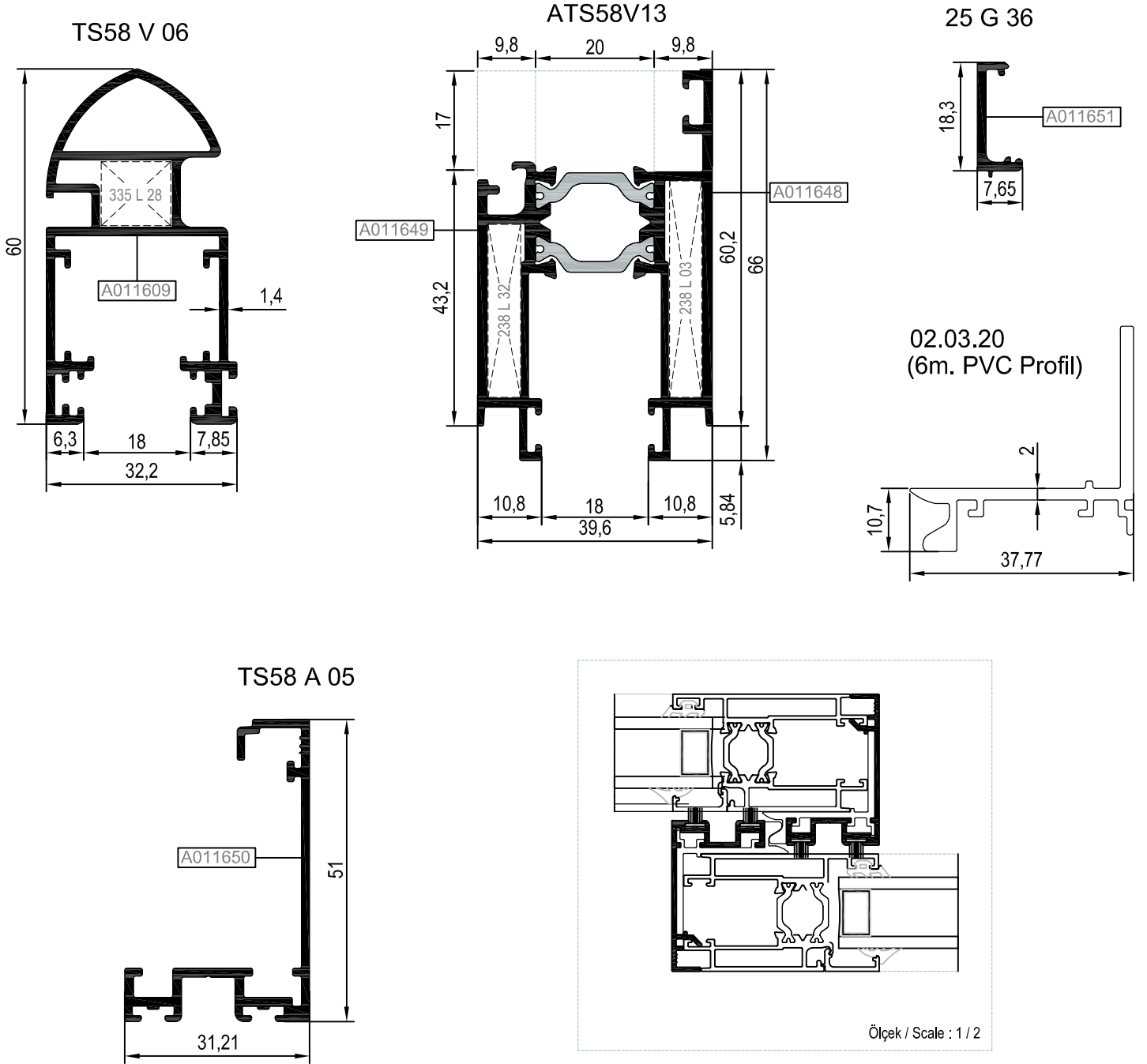
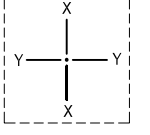
ATS58V15



ÇITALI KANAT, KENET PROFİLİ VE CAM ÇITASI  
VENT, ADAPTER, GLAZING BEAD

# RST58

KOD / CODE	AĞIRLIK (kg/m) / WEIGHT	Jxx cm <sup>4</sup>	Jyy cm <sup>4</sup>	L m
TS58 V 06	0,917	4,270	10,506	6
ATS58V13	1,303	7,267	9,222	6
TS58 A 05	0,525	----	----	6
25 G 36	0,121	----	----	6

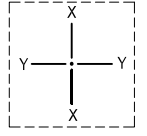


Nr		L m	KESİM ÖLÇÜSÜ CUTTING SIZE	AKS. KODU ACS. CODE
ATS58V13	A011649	25 L 32(A002430)	5,5 mm	238 L 32
	A011648	25 L 03(A002021)	5,5 mm	238 L 03
TS58 V 06	A011609	25 L 28(A010542)	12,0 mm	335 L 28

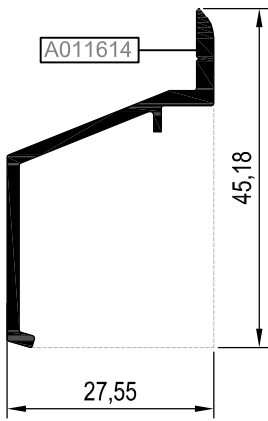
ORTA KAYIT VE ADAPTÖR PROFİLLERİ  
MULLION AND ADAPTER PROFILES

# RST58

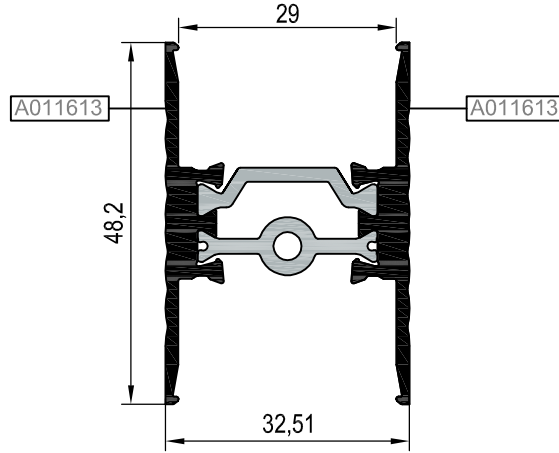
KOD / CODE	AĞIRLIK (kg/m) / WEIGHT	Jxx cm <sup>4</sup>	Jyy cm <sup>4</sup>	L m
TS58 A 01	0,314	1,331	1,605	6
TS58 A 02	0,139	----	----	6
TS58 A 03	0,170	----	----	6
TS58 A 04	0,617	----	----	6
ATS58M01	0,901	4,270	3,041	6
T79 A 02	0,070	----	----	6
TS58 A 06	0,467	----	----	6



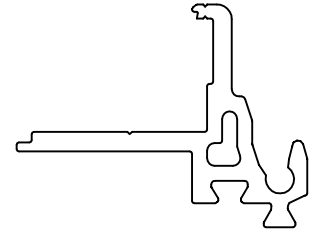
TS58 A 01



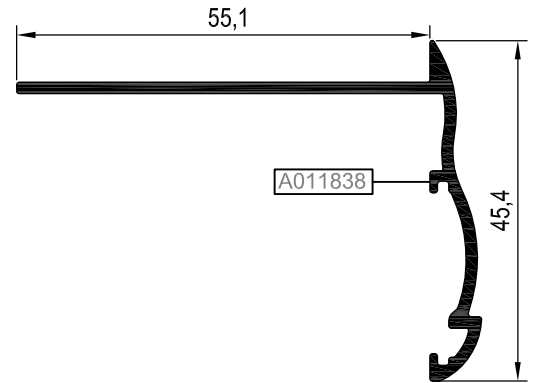
ATS58M01



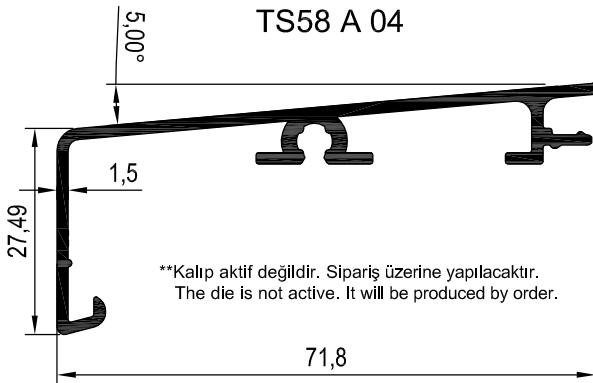
02.03.19  
(6m. PVC Profil)



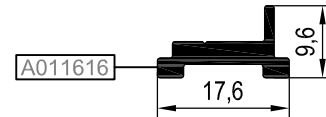
TS58 A 06



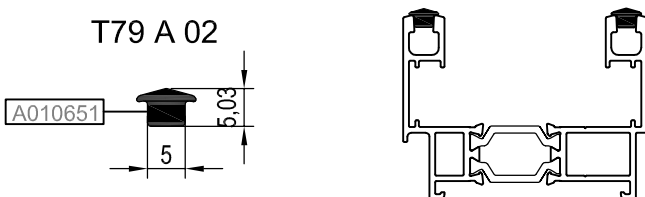
TS58 A 04



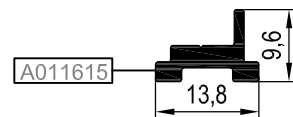
TS58 A 03



T79 A 02



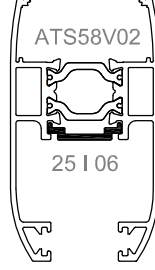
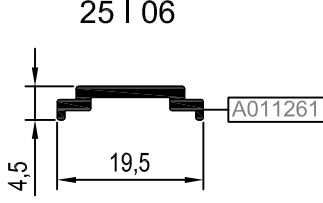
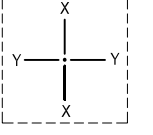
TS58 A 02



# KÖŞE TAKOZLARI VE TİJ PROFİLLERİ CORNER CLEATS AND ROD PROFILES

# RST58

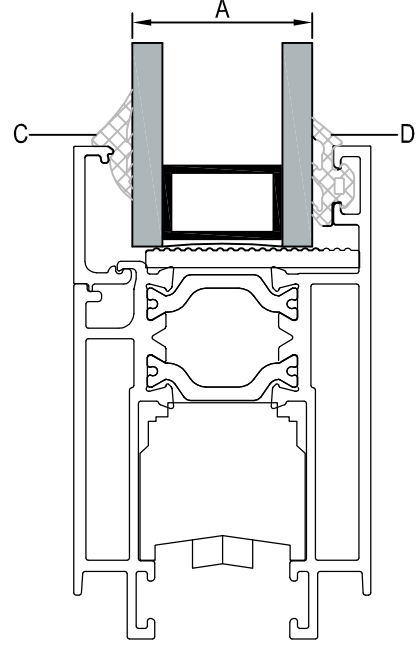
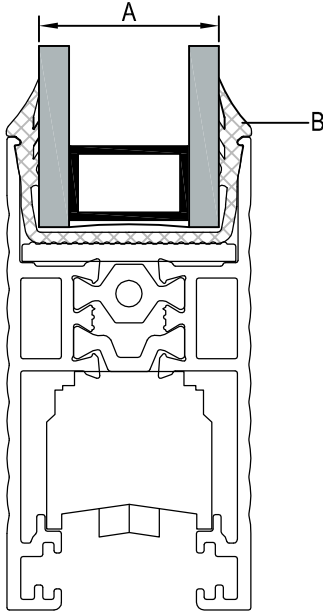
KOD / CODE	AĞIRLIK (kg/m) / WEIGHT	Jxx cm <sup>4</sup>	Jyy cm <sup>4</sup>	L m
25 I 06	0,104	---	---	6




Ölçek/Scale: 1


PROFİL KODU (PROFILE CODE)	25 L 28	25 L 03	25 L 32
FABRİKA KODU (FACTORY CODE)	A010542	A002021	A002430
AĞIRLIK (WEIGHT)	3,689 kg/m	4,315 kg/m	3,702 kg/m
ÇİZİM (DRAWING)			

KÖŞE TAKOZLARI (CORNER CLEATS)				
Nr		L m	KESİM ÖLÇÜSÜ CUTTING SIZE	AKS KODU ACS. CODE
ATS58F01	A011597	25 L 28(A010542)	7,3 mm	318 L 28
	A011598	25 L 28(A010542)	16,7 mm	319 L 28
ATS58F02	A011597	25 L 28(A010542)	7,3 mm	318 L 28
	A011599	25 L 28(A010542)	16,7 mm	319 L 28
ATS58F03	A011597	25 L 28(A010542)	7,3 mm	318 L 28
	A011600	25 L 28(A010542)	16,7 mm	319 L 28
ATS58F04	A011597	25 L 28(A010542)	7,3 mm	318 L 28
	A011598	25 L 28(A010542)	16,7 mm	319 L 28
	A011601	25 L 28(A010542)	26,3 mm	320 L 28
ATS58F05	A011597	25 L 28(A010542)	7,3 mm	318 L 28
	A011599	25 L 28(A010542)	16,7 mm	319 L 28
	A011601	25 L 28(A010542)	26,3 mm	320 L 28
ATS58F06	A011597	25 L 28(A010542)	7,3 mm	318 L 28
	A011600	25 L 28(A010542)	16,7 mm	319 L 28
	A011601	25 L 28(A010542)	26,3 mm	320 L 28
ATS58F07	A011598	25 L 28(A010542)	16,7 mm	319 L 28
	A011602	25 L 28(A010542)	47,3 mm	321 L 28
ATS58F08	A011603	25 L 28(A010542)	7,3 mm	318 L 28
	A011598	25 L 28(A010542)	16,7 mm	319 L 28
ATS58F09	---	25 L 28(A010542)	7,3 mm	318 L 28
	A011599	25 L 28(A010542)	16,7 mm	319 L 28
ATS58F10	A011597	25 L 28(A010542)	7,3 mm	318 L 28
	A011746	25 L 28(A010542)	37,9 mm	173 L 28
ATS58F11	A011602	25 L 28(A010542)	47,3 mm	321 L 28
	A011601	25 L 28(A010542)	26,3 mm	320 L 28
	A011598	25 L 28(A010542)	16,7 mm	319 L 28
ATS58V13	A011649	25 L 32(A002430)	5,5 mm	238 L 32
	A011648	25 L 03(A002021)	5,5 mm	238 L 03



ÇİTALİ KANAT / VENT WITH GLAZING BEAD

U TİP FİTİL İÇİN CAM TABLOSU GLASS TABLE FOR U GASKET			
	A CAM KALINLIĞI GLASS THICKNESS	B CAM FİTİLİ GLAZING GASKET	- C - (cam takozu)
1	20 mm.	01.16.18	11.02.20
2	22 mm.	01.16.17	11.02.20
3	24 mm.	01.16.16	11.02.20

KAMA TİP FİTİL İÇİN CAM KALINLIKLARI TABLOSU GLASS TABLE FOR GLAZING GASKET				
	A CAM KALINLIĞI GLASS THICKNESS	C DIŞ CAM FİTİLİ OUTER GLAZING GASKET	D İÇ CAM FİTİLİ INNER GLAZING GASKET	- C - (cam takozu)
1	24 mm.	01.16.19	01.17.08	11.02.20
2	22 mm.	01.16.19	01.17.23	11.02.20

# RST58

## STOKTA BULUNAN SİSTEM PROFİLLERİNİN LİSTESİ (LIST OF SYSTEM PROFILES IN STOCK)

Nr			MIN. SİPARİŞ MİKTARI MIN. ORDER QUANTITY
ATS58F01	A011597	75 kg	150 kg
	A011598	75 kg	
ATS58F02	A011597	75 kg	150 kg
	A011599	75 kg	
ATS58F03	A011597	75 kg	150 kg
	A011600	75 kg	
ATS58F04	A011597	75 kg	150 kg
	A011598	75 kg	
ATS58F07	A011602	75 kg	150 kg
	A011598	75 kg	
ATS58V01	A011604	75 kg	150 kg
	A011604	75 kg	
ATS58V02	A011605	75 kg	150 kg
	A011605	75 kg	
ATS58V09	A011612	75 kg	150 kg
	A011612	75 kg	
ATS58V13	A011648	75 kg	150 kg
	A011649	75 kg	
ATS58V14	A011900	75 kg	150 kg
	A011900	75 kg	
ATS58V15	A011901	75 kg	150 kg
	A011901	75 kg	
TS58 V 06	A011609	75 kg	
TS58 V 10	A011607	75 kg	
TS58 V 11	A011610	75 kg	
TS58 V 12	A011606	75 kg	
TS58 A 05	A011650	75 kg	

\* STOKTA BULUNMAYAN TÜM PROFİLLER İÇİN MİNİMUM SİPARİŞ MİKTARI 300 KG'DİR.  
MINIMUM ORDER QUANTITY FOR ALL THE PROFILES THAT ARE NOT IN STOCK IS 300 KG.

# MİMARİ KATALOG

## ARCHITECTURAL CATALOGUE

Alüminyum Kapı Pencere ve Giydirme Cephe Sistemleri  
Aluminium Window Doors and Facade Systems



Rescara Sistem Detayları  
Rescara System Details

# RST58

DETAYLAR

DETAILS

11

12

13

14

15

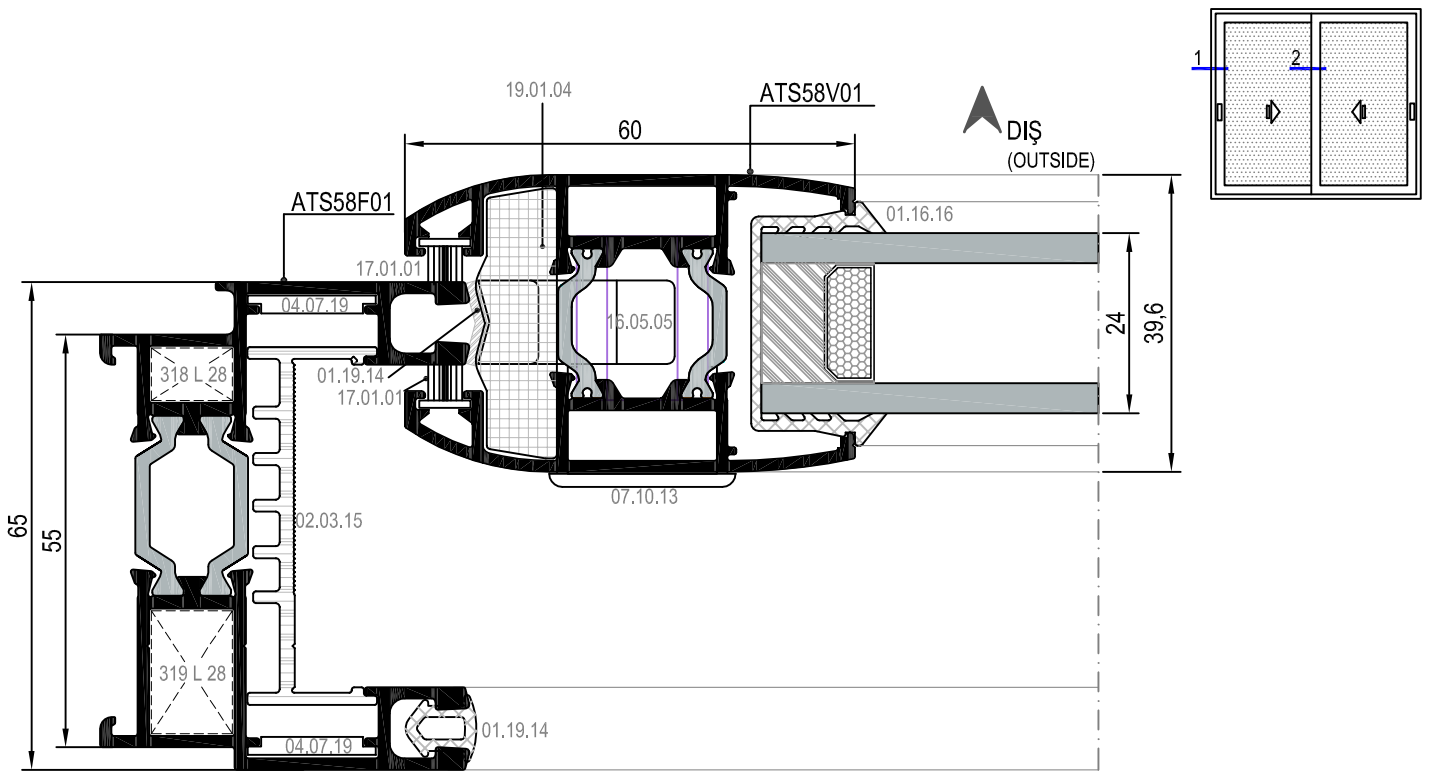
16

17

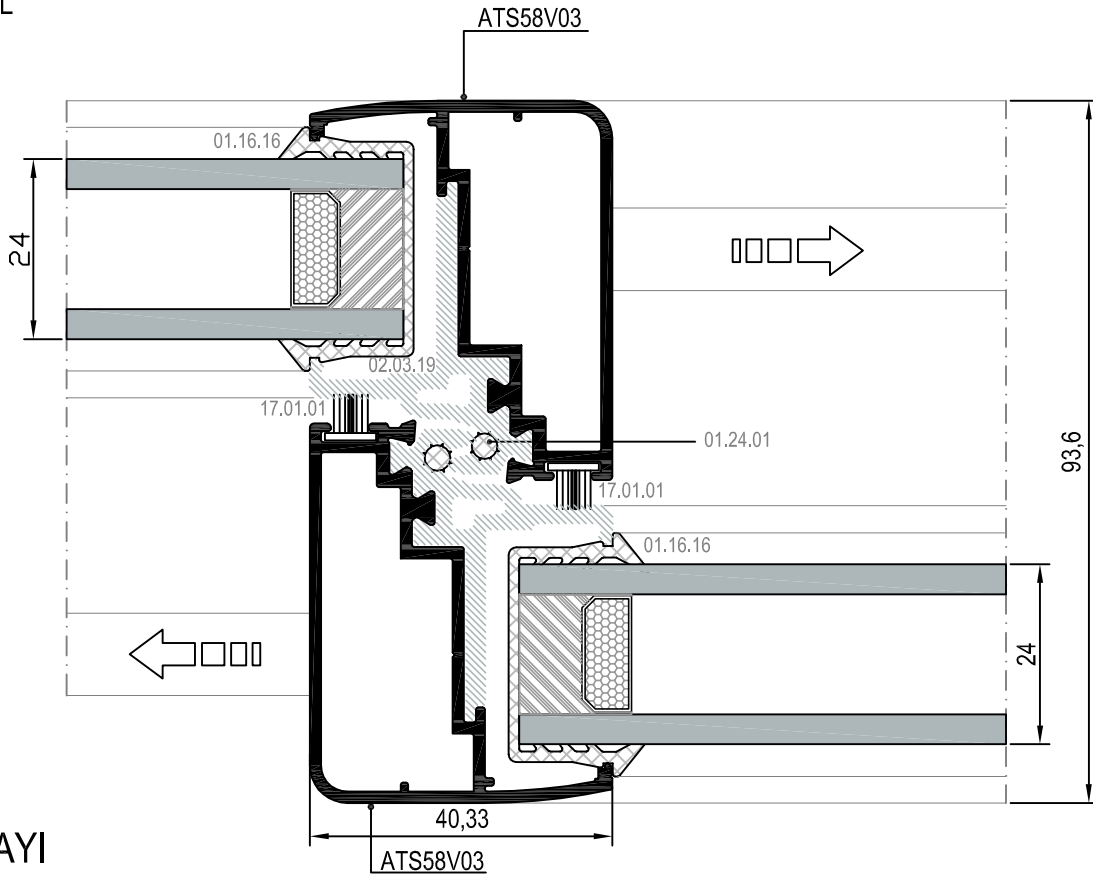
18

19

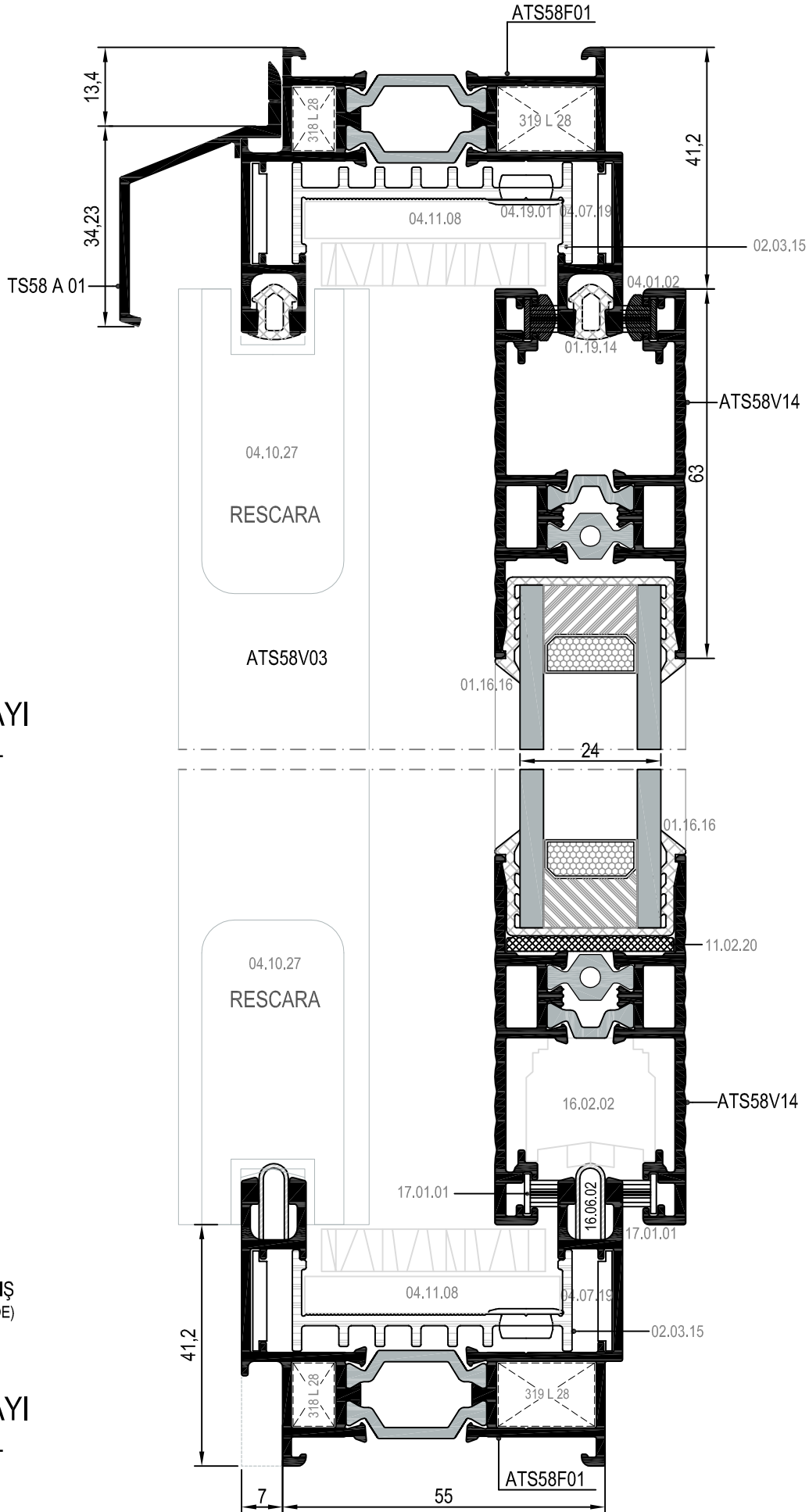
20



① DETAYI  
DETAIL



② DETAYI  
DETAIL



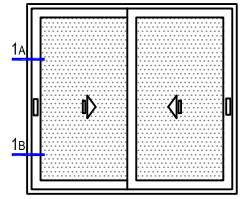
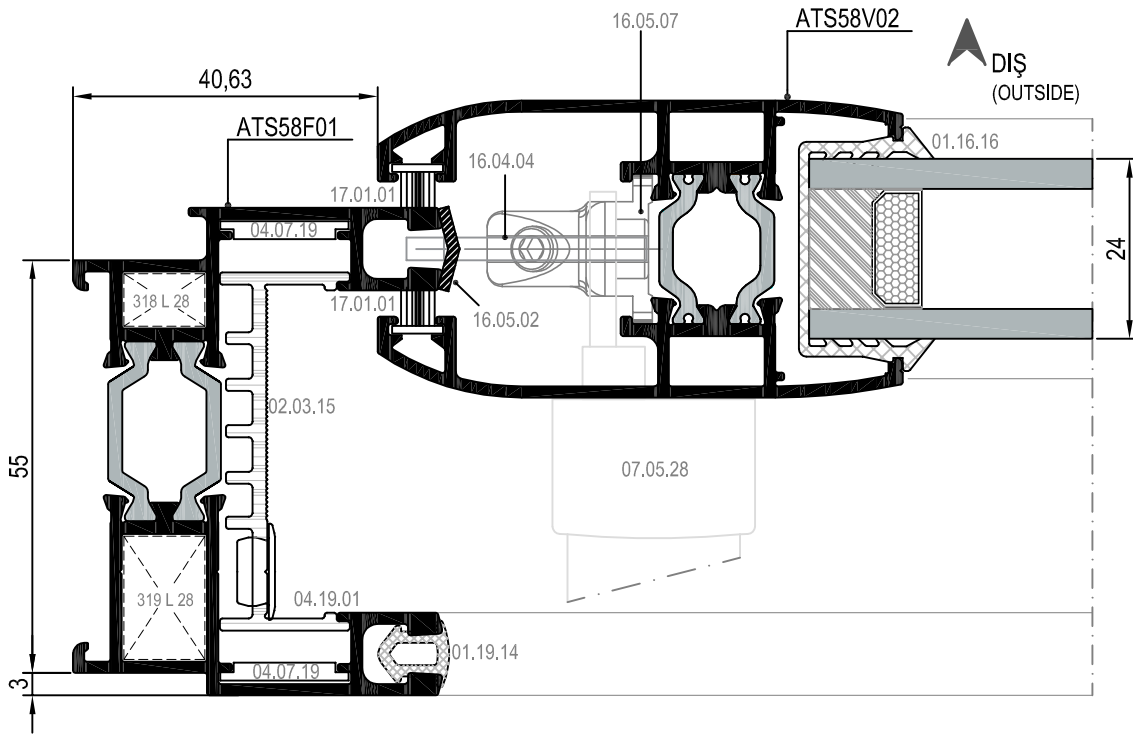
③ DETAYI  
DETAIL

DIŞ  
(OUTSIDE)

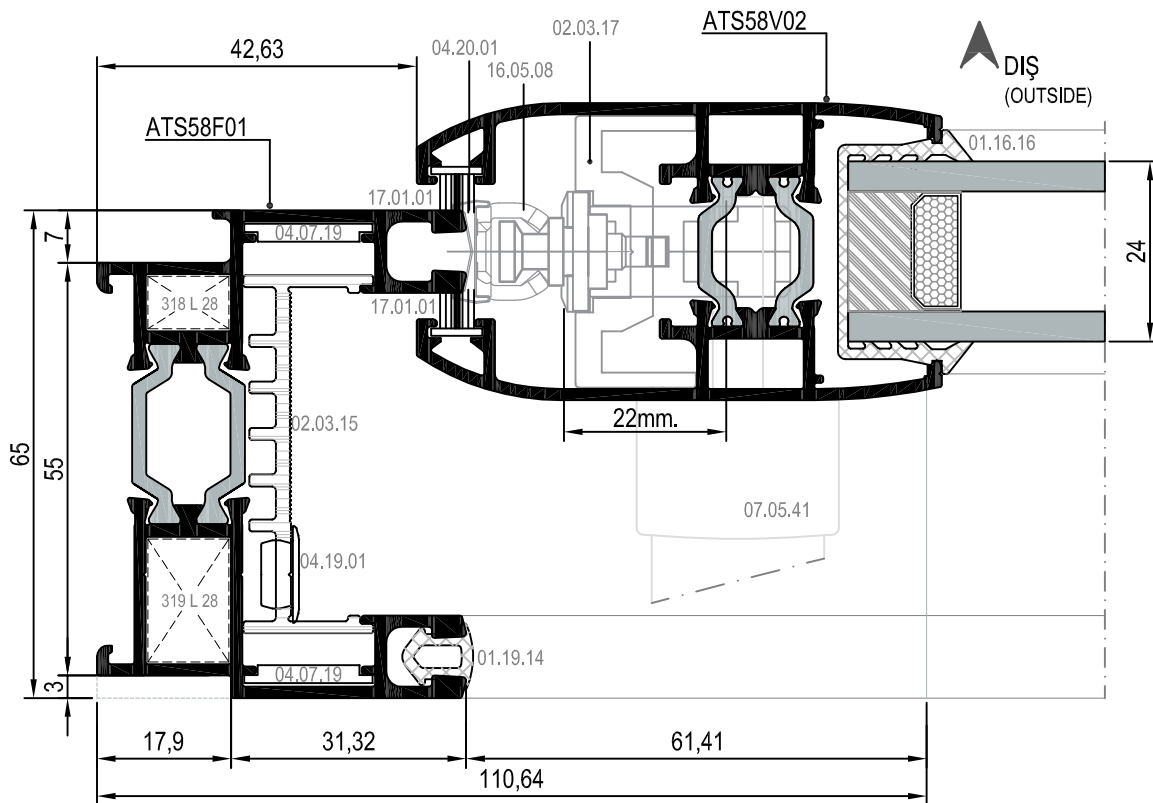
④ DETAYI  
DETAIL

DETAYLAR  
DETAILS

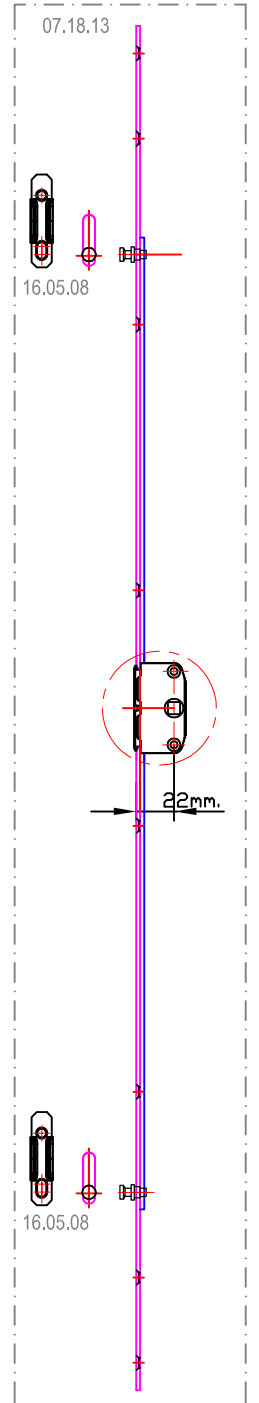
# RST58

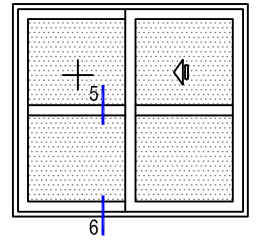


1A DETAYI  
DETAIL

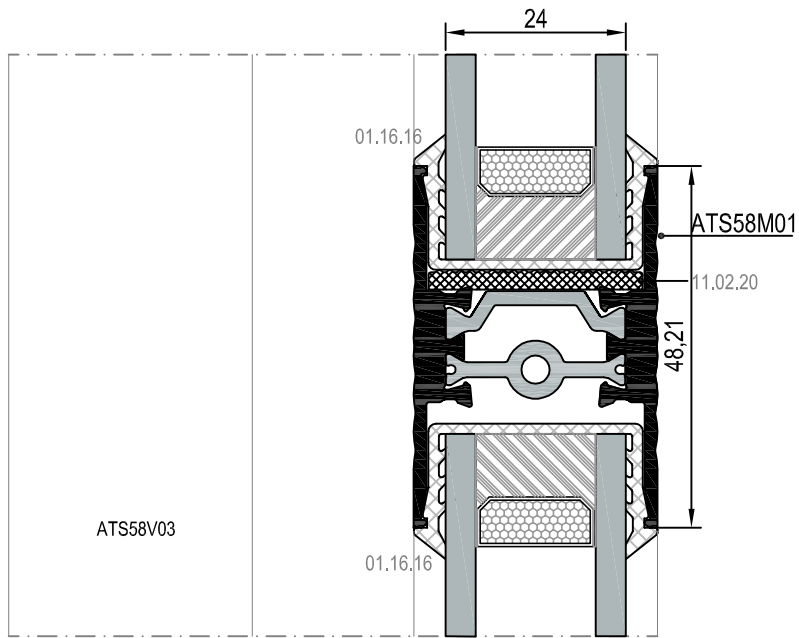


1B DETAYI  
DETAIL

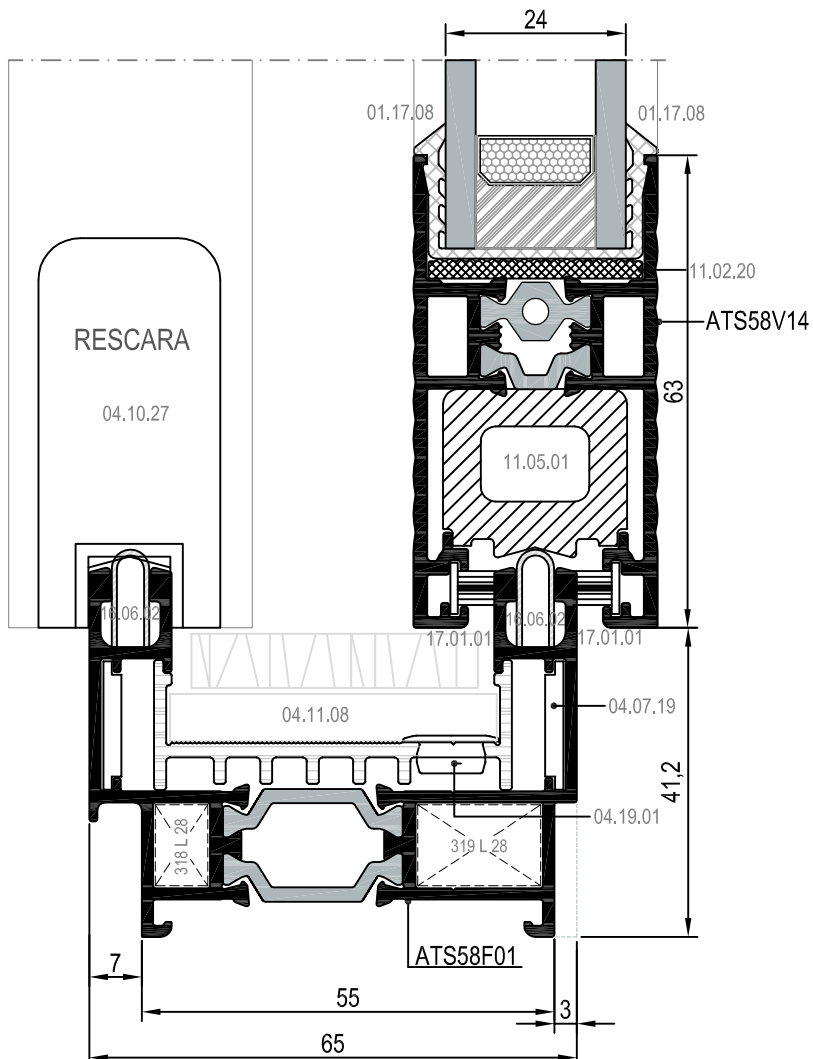


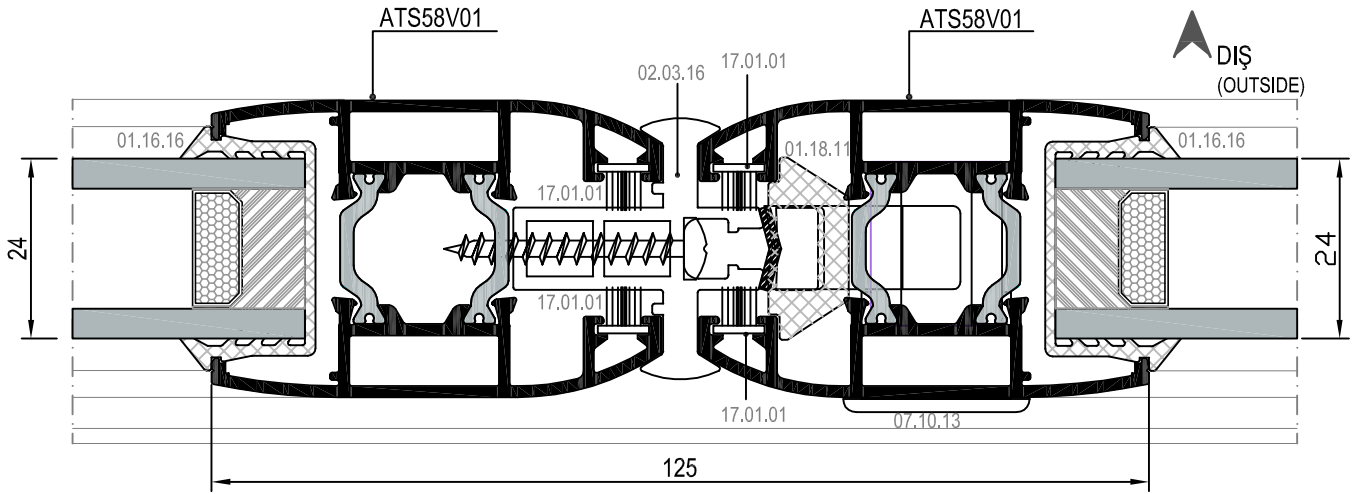
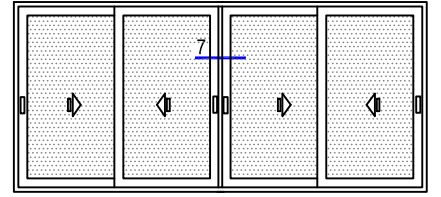


⑤ DETAYI  
DETAIL

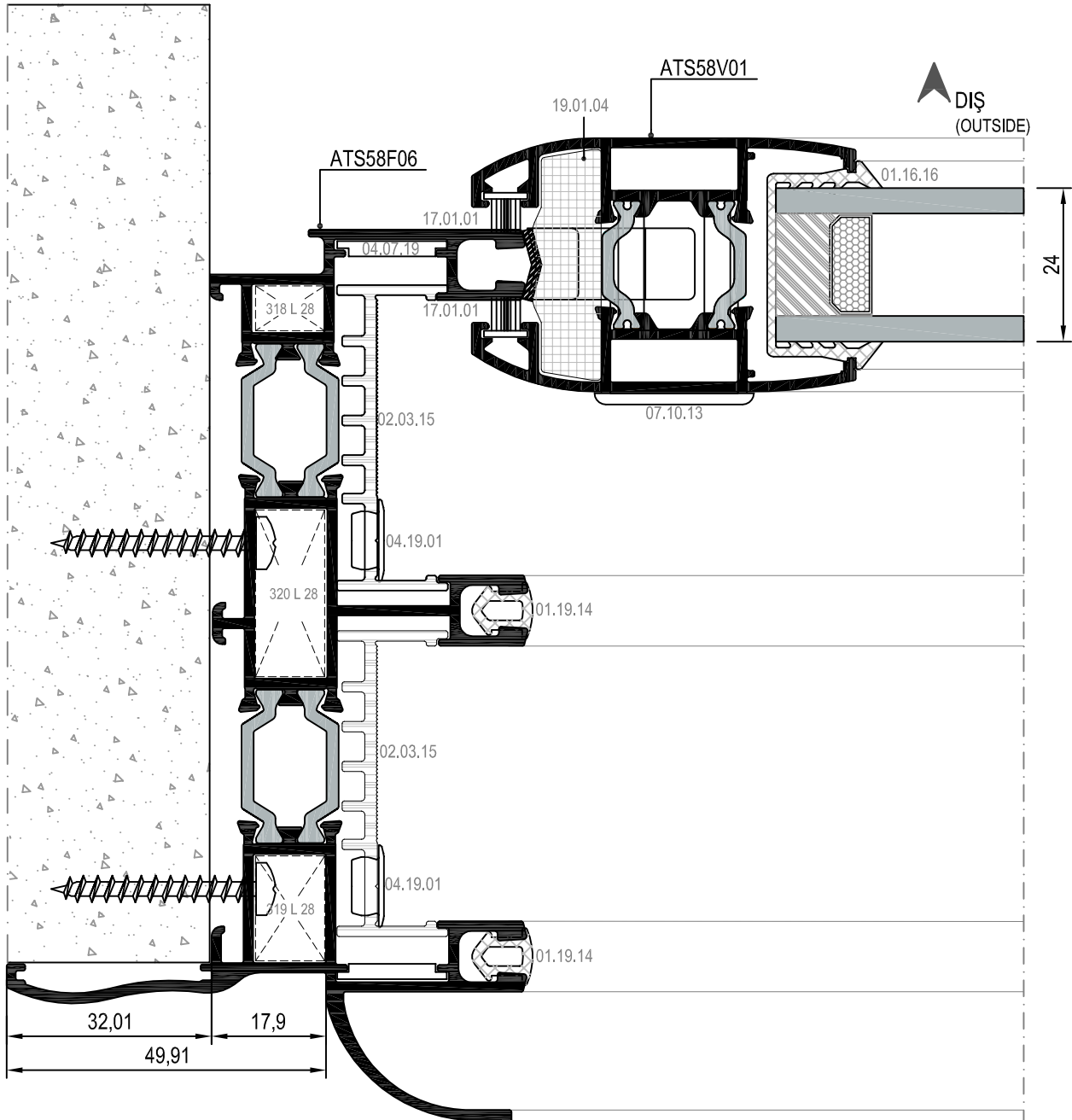
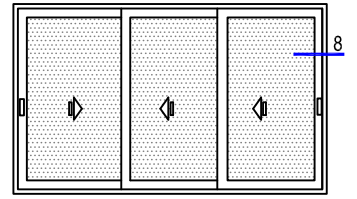


⑥ DETAYI  
DETAIL

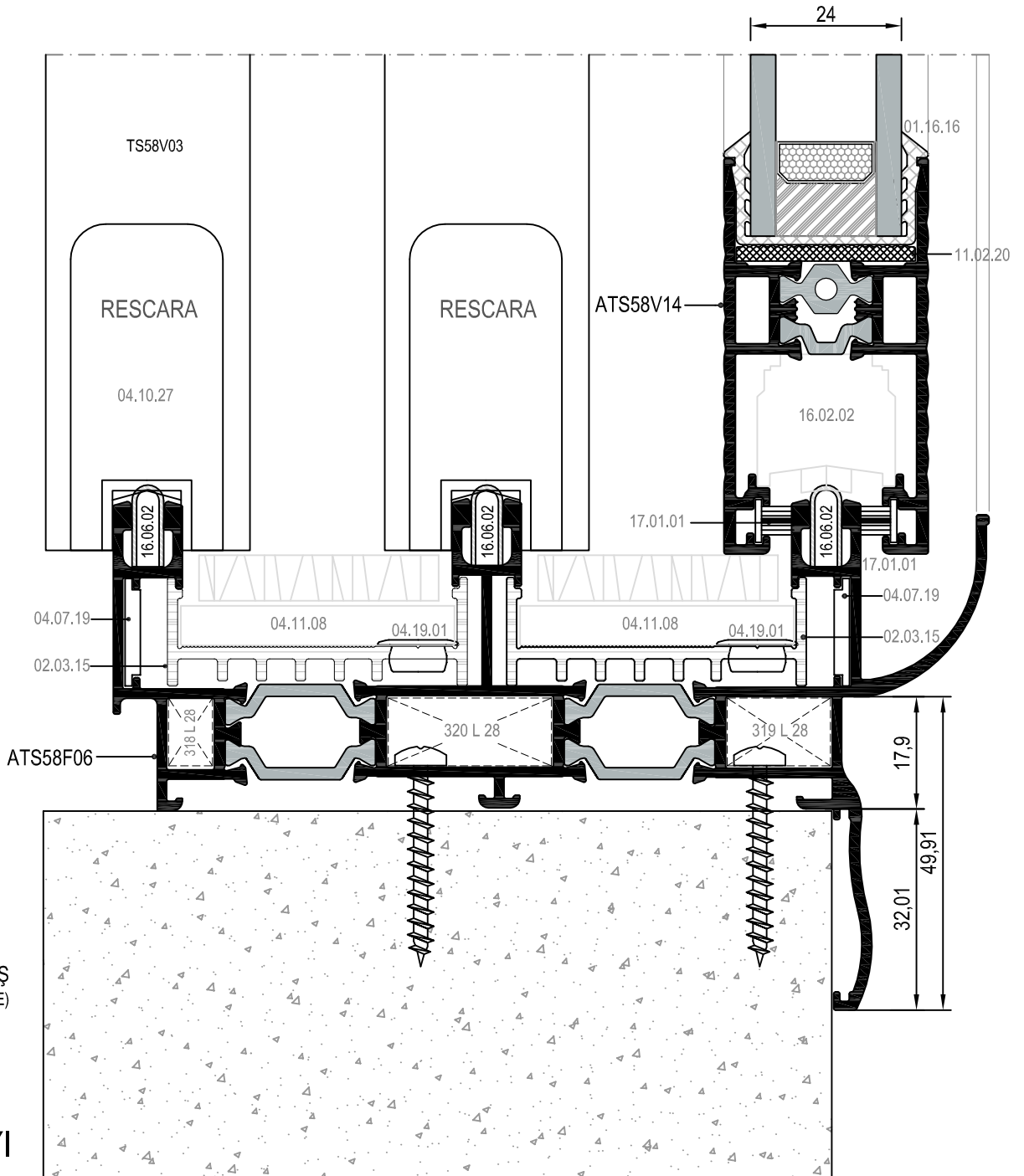
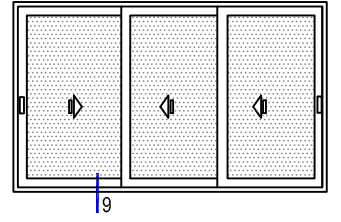


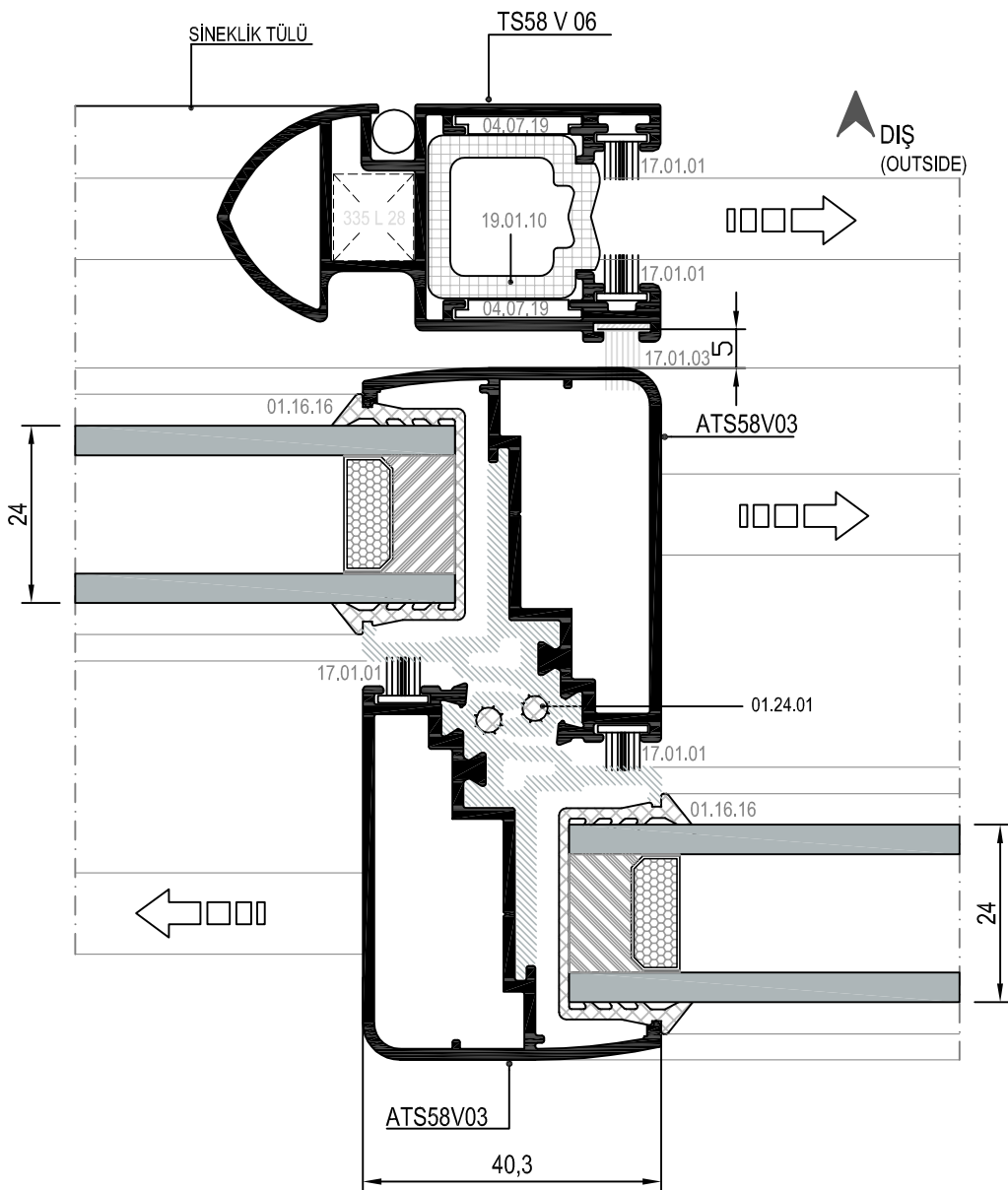
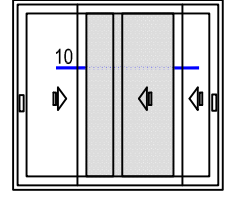


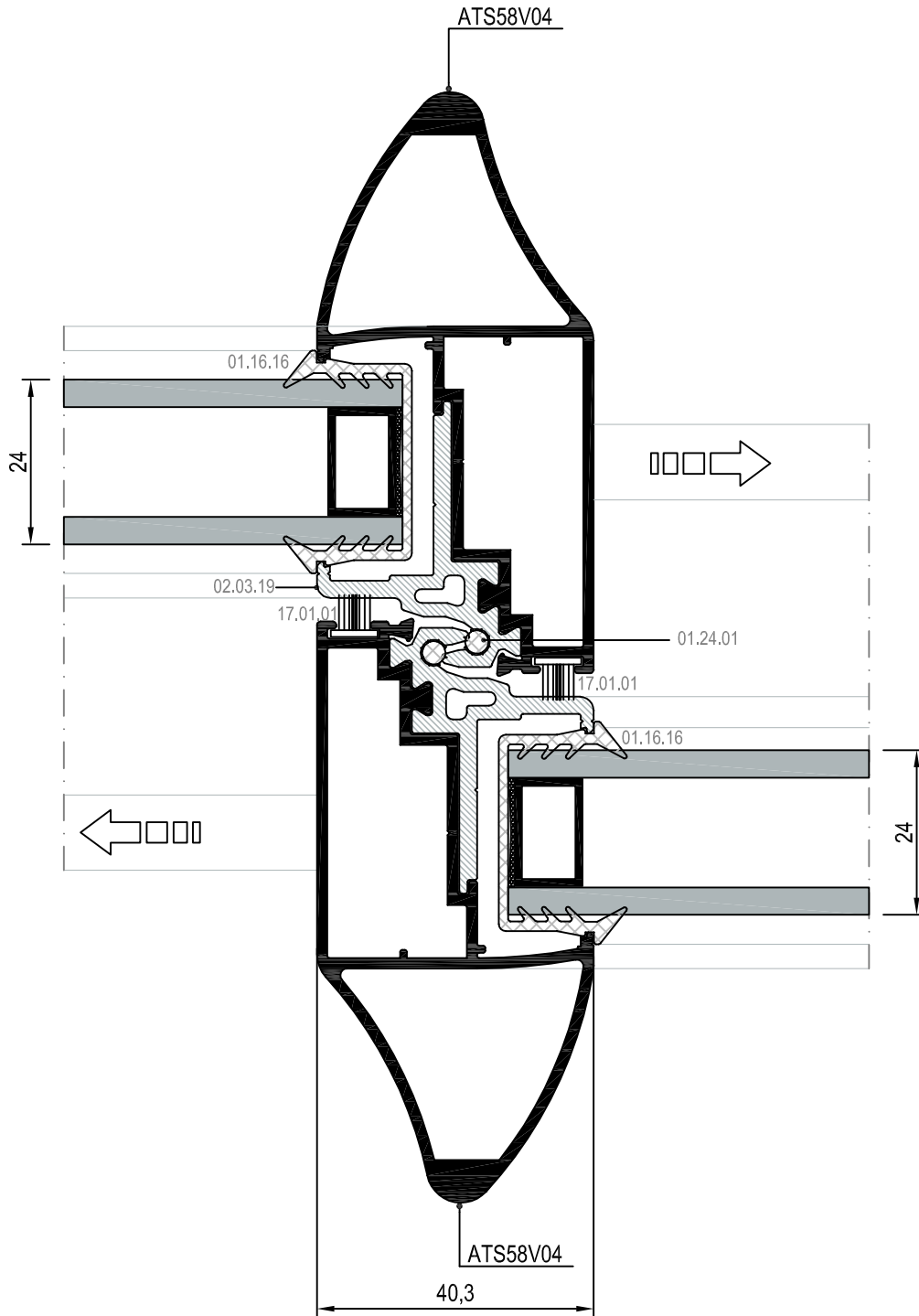
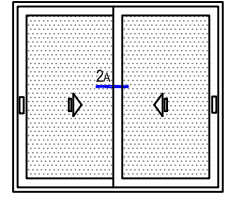
⑦ DETAYI  
DETAIL

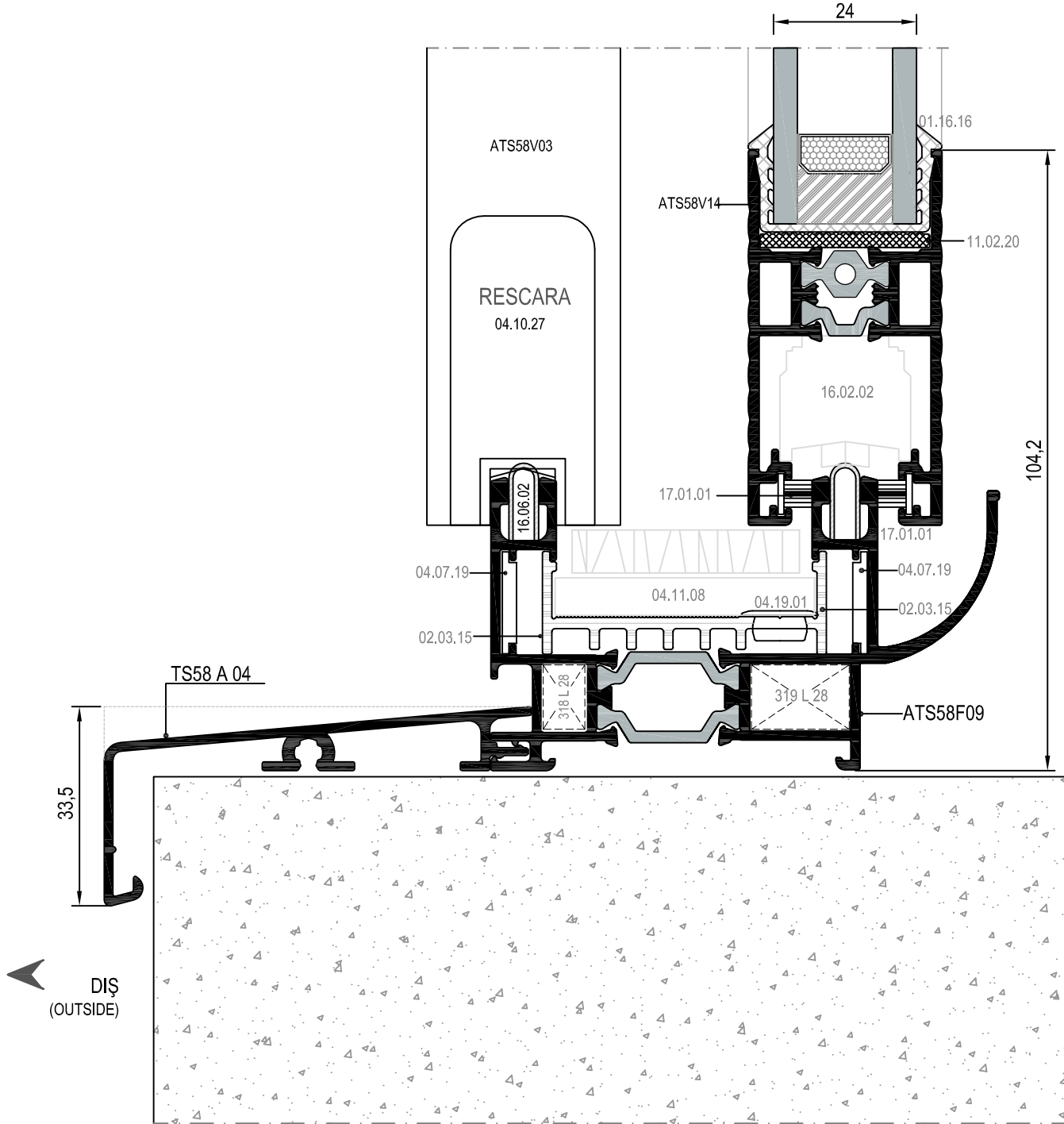
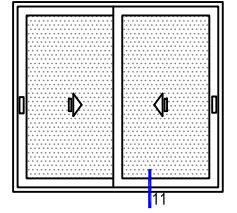


⑧ DETAYI  
DETAIL

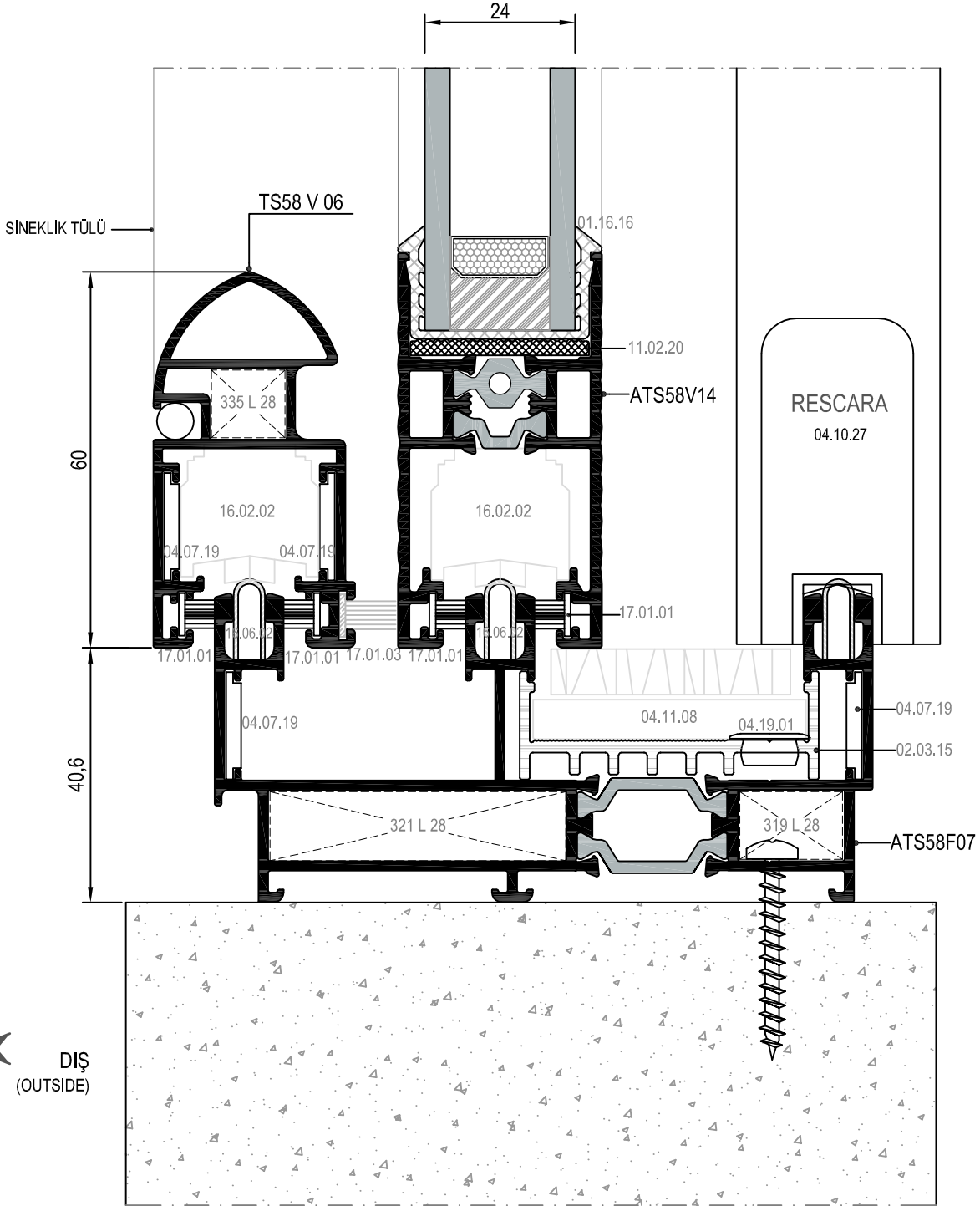
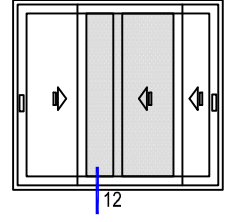


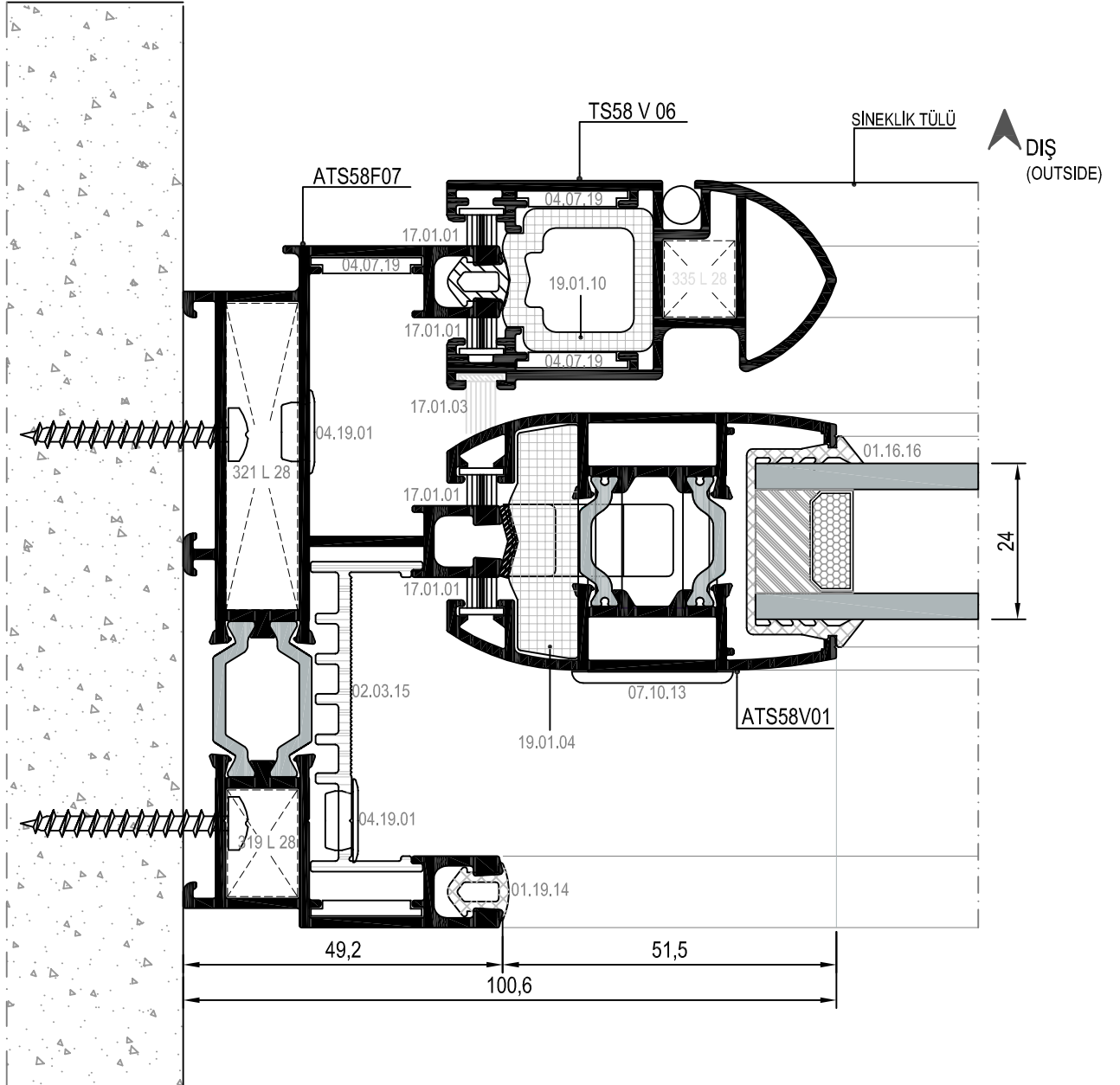
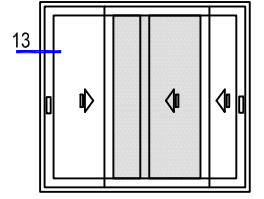


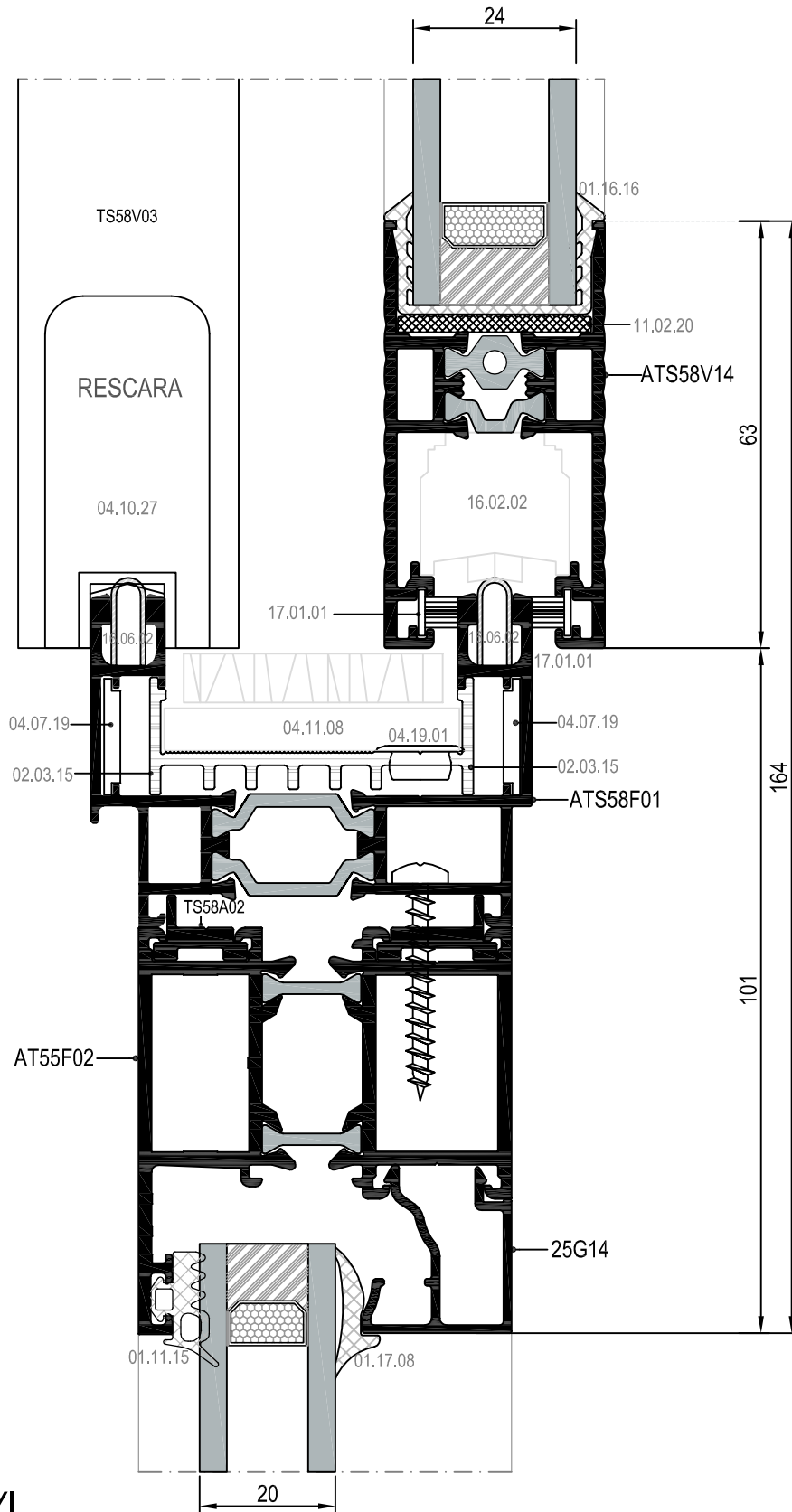
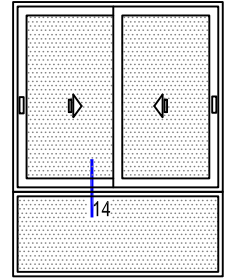




11 DETAYI  
DETAIL

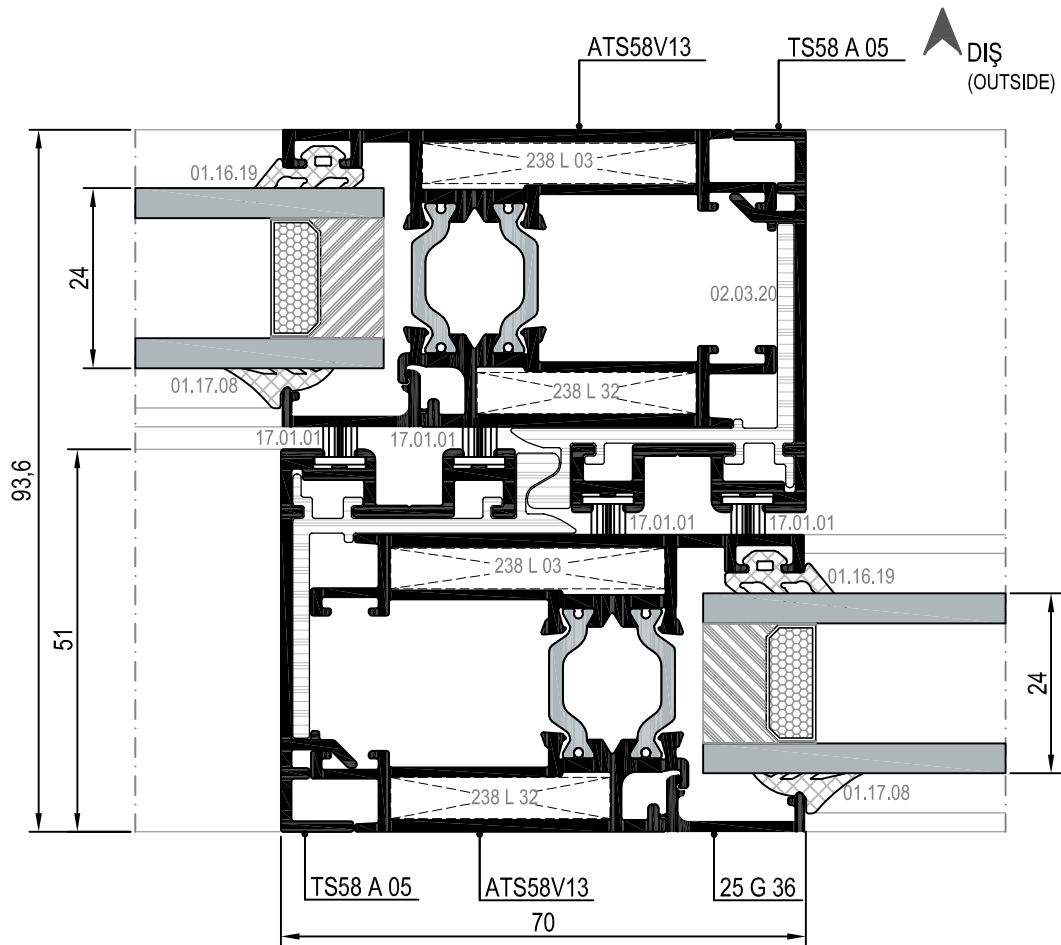
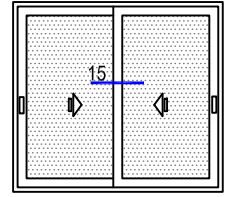




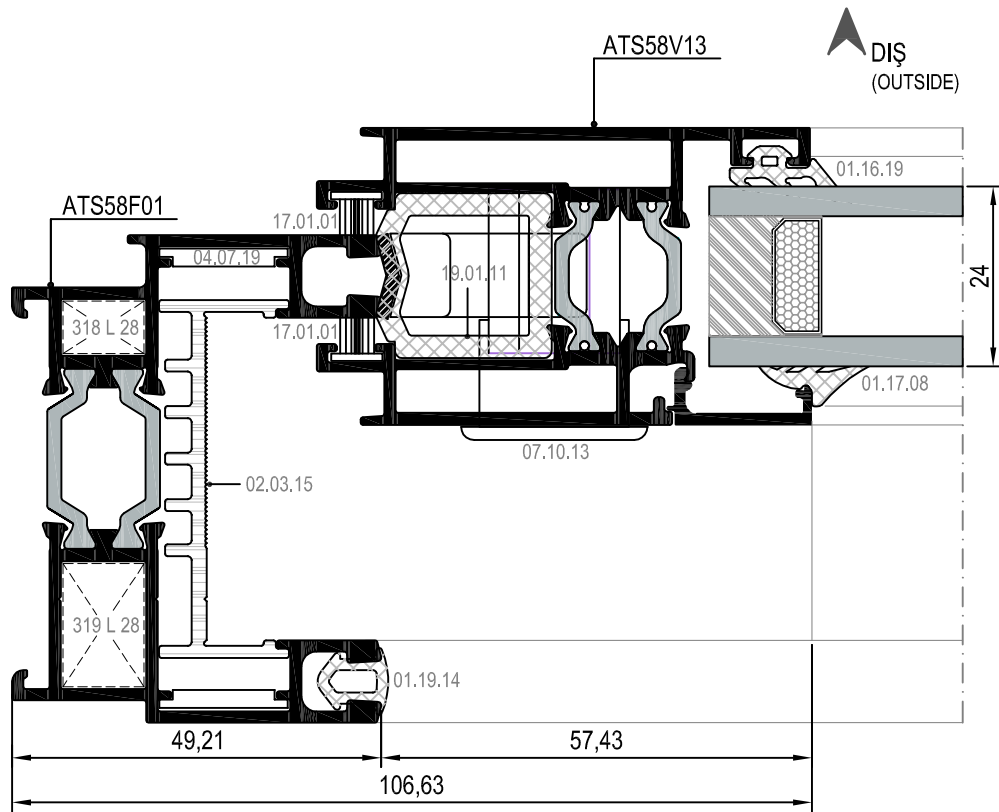
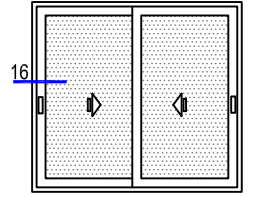


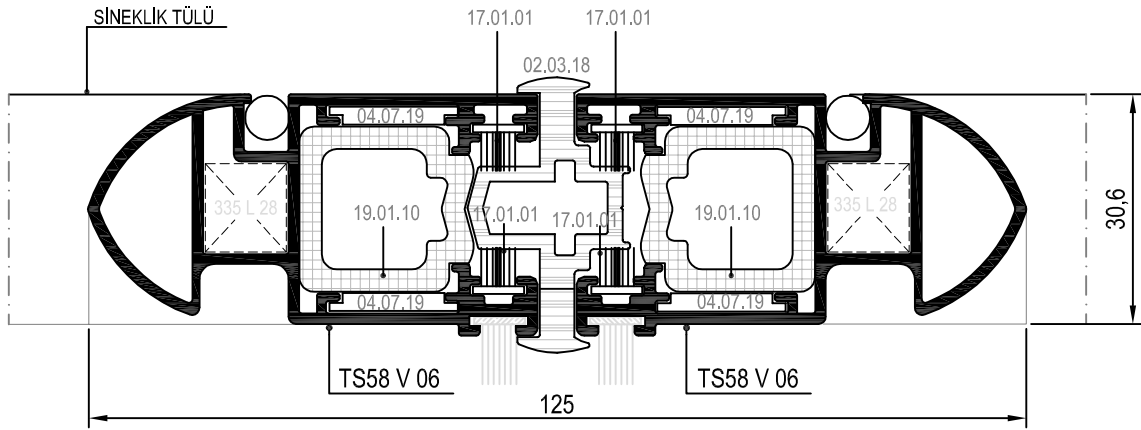
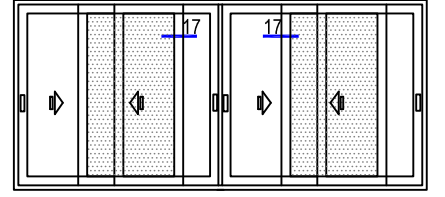
DIŞ  
(OUTSIDE)

14 DETAYI  
DETAIL

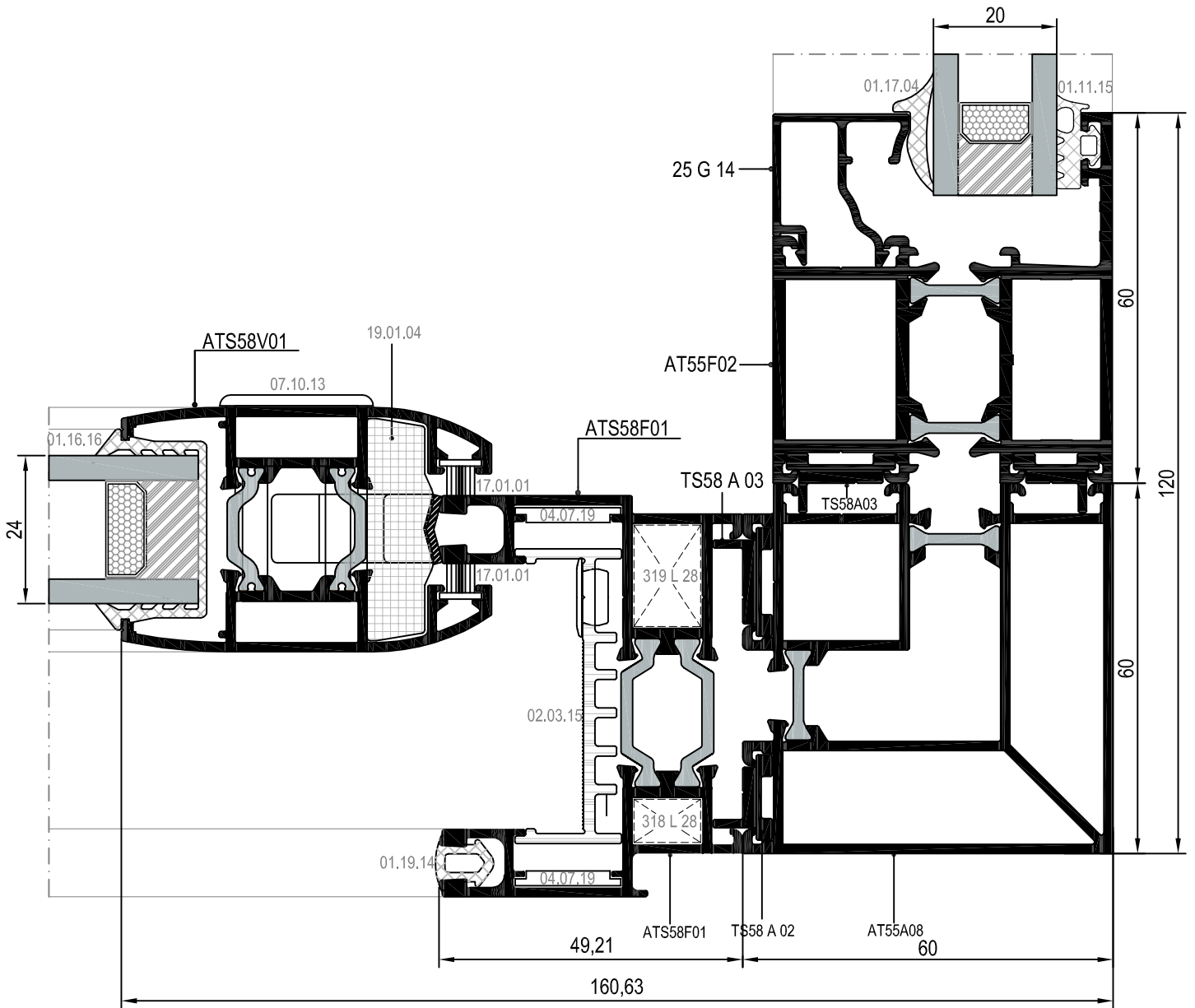
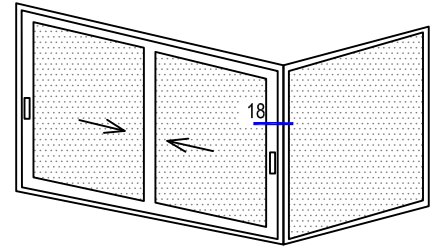


15 DETAYI  
DETAIL





①7 DETAYI  
DETAIL



18 DETAYI  
DETAIL

DIŞ  
(OUTSIDE) ➔

# MİMARİ KATALOG

## ARCHITECTURAL CATALOGUE

Alüminyum Kapı Pencere ve Giydirme Cephe Sistemleri  
Aluminium Window Doors and Facade Systems



Rescara Sistem Detayları  
Rescara System Details

# RST58

**AKSESUARLAR**

ACCESSORIES

11

12

13

14

15


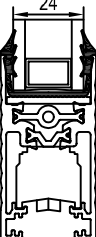



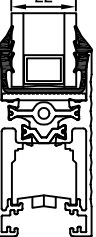

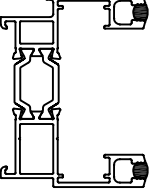

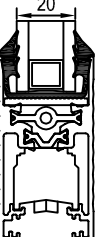




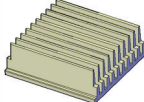
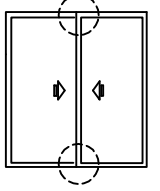


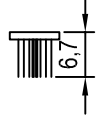
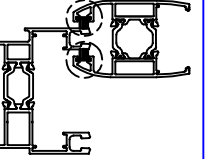


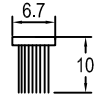
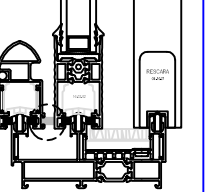


16

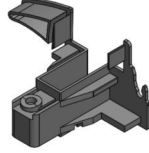
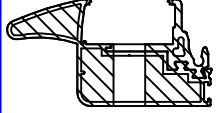
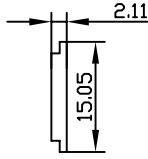
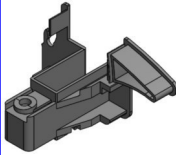
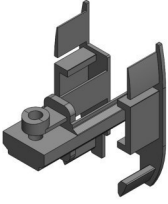
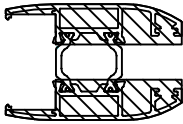
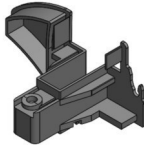
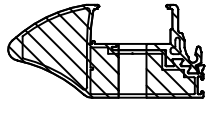
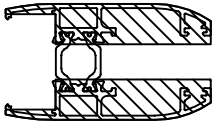
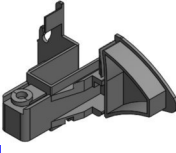
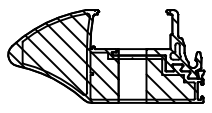
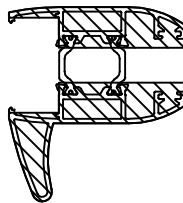
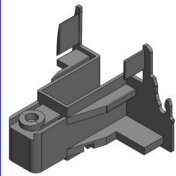
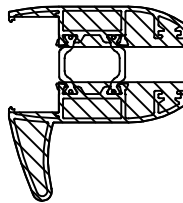
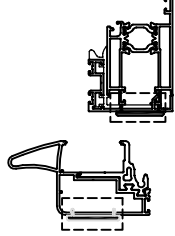
17


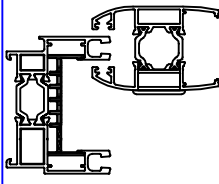

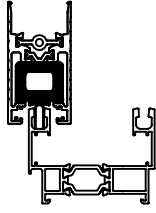
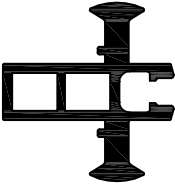
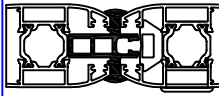

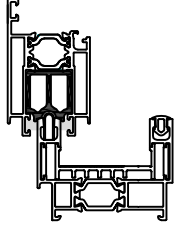

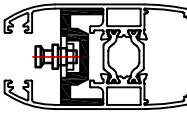

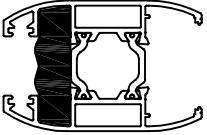


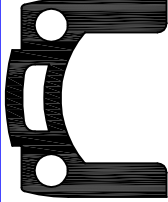
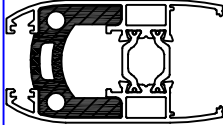

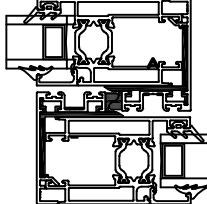

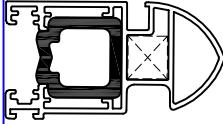

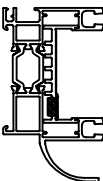

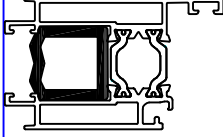

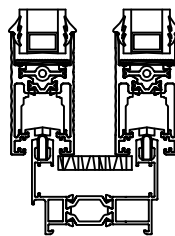
18

19

20

	<p><b>01.16.16</b> U TİPİ CAM FİTİLİ GLAZING GASKET Malzeme / Material : EPDM Ağırlık / Weight : 156 gr/m Paket / Package : 96 m / 15 kg</p>			<p><b>01.18.11</b> ORTA BASMA FİTİLİ CENTRAL GASKET Malzeme / Material : EPDM Ağırlık / Weight : 208 gr/m Paket / Package : 72 m / 15 kg</p>	
	<p><b>01.16.17</b> U TİPİ CAM FİTİLİ GLAZING GASKET Malzeme / Material : EPDM Ağırlık / Weight : 200 gr/m Paket / Package : 75 m / 15 kg</p>			<p><b>01.19.14</b> RAY FİTİLİ RAIL COVER GASKET Malzeme / Material : EPDM Ağırlık / Weight : 52 gr/m Paket / Package : 288 m / 15 kg</p>	
	<p><b>01.16.18</b> U TİPİ CAM FİTİLİ GLAZING GASKET Malzeme / Material : EPDM Ağırlık / Weight : 238 gr/m Paket / Package : 63 m / 15 kg</p>			<p><b>01.24.01</b> KENET FİTİLİ CONNECTION GASKET Malzeme / Material : EPDM Ağırlık / Weight : 10 gr/m Paket / Package : 1500m / 15 kg</p>	
	<p><b>01.17.08</b> KAMA TİPİ CAM FİTİLİ GLAZING GASKET Malzeme / Material : EPDM Ağırlık / Weight : 51 gr/m Paket / Package : 294 m / 15 kg</p>			<p><b>04.11.08</b> SIZDIRMAZLIK PARÇASI SEALING PART Malzeme / Material : EPDM</p>	
	<p><b>01.17.22</b> KAMA TİPİ CAM FİTİLİ GLAZING GASKET Malzeme / Material : EPDM Ağırlık / Weight : 51 gr/m Paket / Package : 294 m / 15 kg</p>			<p><b>17.01.01</b> KIL FİTİL 670x700 BRUSH 670x700 Malzeme / Material : Polipropilen / Polipropilene Paket / Package : 275 mt</p>	
	<p><b>01.17.23</b> KAMA TİPİ CAM FİTİLİ GLAZING GASKET Malzeme / Material : EPDM Ağırlık / Weight : 63 gr/m Paket / Package : 238 m / 15 kg</p>			<p><b>17.01.03</b> KIL FİTİL 670X1000 BRUSH 670X1000 Malzeme / Material : Polipropilen / Polipropilene</p>	
	<p><b>01.16.19</b> DİŞ CAM FİTİLİ GLAZING GASKET Malzeme / Material : EPDM Ağırlık / Weight : 68 gr/m Paket / Package : 220 m / 15 kg</p>				

	<p><b>04.01.02</b></p> <p>KANAT SABİTLEYİCİ FIXED VENT</p> <p>Malzeme / Material : PVC (15 mm)</p>			<p><b>04.10.28A</b></p> <p>PVC KAPAK PVC CAP</p> <p>Malzeme / Material : PVC (ATS58V07 için / for ATS58V07) 04.10.28A ve 04.10.28B birlikte kullanılacaktır. 04.10.28A and 04.10.28B will be used together.</p>	
	<p><b>04.07.19</b></p> <p>KÖŞE ÇAVUŞU CORNER CLEAT</p> <p>Malzeme / Material : PVC</p>			<p><b>04.10.28B</b></p> <p>PVC KAPAK PVC CAP</p> <p>Malzeme / Material : PVC (ATS58V07 için / for ATS58V07) 04.10.28A ve 04.10.28B birlikte kullanılacaktır. 04.10.28A and 04.10.28B will be used together.</p>	
	<p><b>04.10.24</b></p> <p>PVC KAPAK PVC CAP</p> <p>Malzeme / Material : PVC (ATS58V01 için / for ATS58V01)</p>			<p><b>04.10.29A</b></p> <p>PVC KAPAK PVC CAP</p> <p>Malzeme / Material : PVC (ATS58V04 için / for ATS58V04) 04.10.29A ve 04.10.29B birlikte kullanılacaktır. 04.10.29A and 04.10.29B will be used together.</p>	
	<p><b>04.10.25</b></p> <p>PVC KAPAK PVC CAP</p> <p>Malzeme / Material : PVC (ATS58V02 için / for ATS58V02)</p>			<p><b>04.10.29B</b></p> <p>PVC KAPAK PVC CAP</p> <p>Malzeme / Material : PVC (ATS58V04 için / for ATS58V04) 04.10.29A ve 04.10.29B birlikte kullanılacaktır. 04.10.29A and 04.10.29B will be used together.</p>	
	<p><b>04.10.26A</b></p> <p>PVC KAPAK PVC CAP</p> <p>Malzeme / Material : PVC (ATS58V08 için / for ATS58V08)</p>			<p><b>04.10.30A</b></p> <p>PVC KAPAK PVC CAP</p> <p>Malzeme / Material : PVC (ATS58V03 için / for ATS58V03) 04.10.30A ve 04.10.30B birlikte kullanılacaktır. 04.10.30A and 04.10.30B will be used together.</p>	
	<p><b>04.10.26B</b></p> <p>PVC KAPAK PVC CAP</p> <p>Malzeme / Material : PVC (ATS58V08 için / for ATS58V08)</p>			<p><b>04.10.30B</b></p> <p>PVC KAPAK PVC CAP</p> <p>Malzeme / Material : PVC (ATS58V03 için / for ATS58V03) 04.10.30A ve 04.10.30B birlikte kullanılacaktır. 04.10.30A and 04.10.30B will be used together.</p>	
	<p><b>04.10.27</b></p> <p>KANAT KAPAĞI CAP FOR VENT</p> <p>Malzeme / Material : PVC (ATS58V03-ATS58V04-ATS58V07-ATS58V13 için)</p>				

	<b>02.03.15</b> PVC YALITIM ADAPTÖRÜ PVC ADAPTER FOR INSULATION  Malzeme / Material : PVC Paket / Package : 6 mt			<b>11.05.01</b> KANAT SABİTLEME TAKOZU WENT FIXING PART  Malzeme / Material : PVC	
	<b>02.03.16</b> ORTA BİRLESİM ADAPTÖRÜ ADAPTER FOR MIDDLE CONNECTION  Malzeme / Material : PVC			<b>11.05.05</b> KANAT SABİTLEME TAKOZU WENT FIXING PART  Malzeme / Material : PVC (ATS58V13 için / for ATS58V13)	
	<b>02.03.17</b> TİJLİ KİLİT ADAPTÖRÜ ROD LOCKING SYSTEM ADAPTER  Malzeme / Material : Pvc (120 mm)			<b>19.01.04</b> STOPER STOPER  Malzeme / Material : EPDM (ATS58V01 için / for ATS58V01)	
	<b>02.03.18</b> SİNEKLİK ADAPTÖRÜ INSECT SCREEN ADAPTER  Malzeme / Material : Pvc			<b>19.01.06</b> STOPER STOPER  Malzeme / Material : EPDM (ATS58V02 için / for ATS58V02)	
	<b>02.03.20</b> ORTA KENET ADAPTÖRÜ MIDDLE CLAMPING ADAPTER  Malzeme / Material : Sert Pvc / Hard Pvc			<b>19.01.10</b> STOPER STOPER  Malzeme / Material : EPDM (ATS58V06 için / for ATS58V06)	
	<b>04.19.01</b> PVC TAPA PVC PLUG  Malzeme / Material : PVC			<b>19.01.11</b> STOPER STOPER  Malzeme / Material : EPDM (ATS58V13 için / for ATS58V13)	
	<b>11.02.20</b> CAM TAKOZU GLASS SUPPORT  Malzeme / Material : PVC				



07.05.28

RESCARA GLOBAL PENCERE KOLU  
(TEK DİLL)  
RESCARA GLOBAL HANDLE FOR WINDOWS  
(SINGLE RAIL)  
Renk / Colour : Siyah-Beyaz-Gri / Black-White-Grey

EN 1670



07.05.25

GIESSE İSPANYOLET KOL (ÇİFT DİLL)  
GIESSE HANDLE FOR WINDOWS (DOUBLE RAIL)  
Renk / Colour : Siyah-Beyaz-Gri / Black-White-Grey

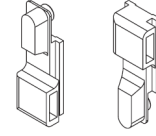
UNI CEI EN ISO / IEC 17050



07.05.32

RESCARA PENCERE KOLU (ÇİFT DİLL)  
RESCARA GLOBAL HANDLE FOR WINDOWS (DOUBLE RAIL)  
Renk / Colour : Siyah-Beyaz-Gri / Black-White-Grey

EN 1670, 13126-8



07.25.01

GIESSE TİJ BAĞLANTI PARÇASI  
GIESSE CONNECTION ROD  
Renk / Colour : Siyah / Black  
Malzeme / Material : Poliamid / Polyamide

07.05.25 Kol için / For Handle 07.05.25



07.13.08

RESCARA KOL BAĞLANTI PARÇASI  
RESCARA CONNECTION PART FOR HANDLE  
Malzeme / Material : PVC


07.05.32 Kol için / For Handle 07.05.32



07.13.07

KOL BAĞLANTI PARÇASI  
CONNECTION PART FOR HANDLE  
Malzeme / Material : Zarnak / Zarnak

07.05.28 Kol için / For Handles 07.05.28



16.05.07

KİLİT ADAPTÖRÜ  
LOCK ADAPTER

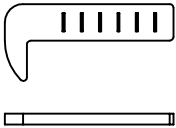
07.05.25, 07.05.28 ve 07.05.32 Kolları için / For Handle 07.05.25, 07.05.28 and 07.05.32



16.05.02

SÜRME KİLİT KARŞILIĞI  
STRIKER FOR SLIDING LOCK

07.05.25, 07.05.28 ve 07.05.32 Kolları için / For Handle 07.05.25, 07.05.28 and 07.05.32



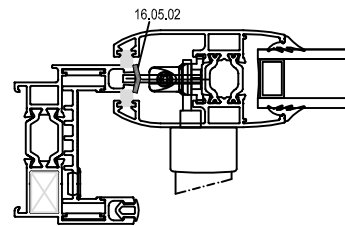
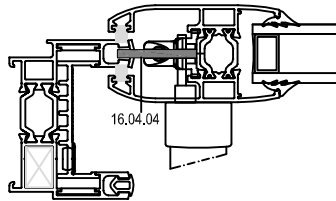
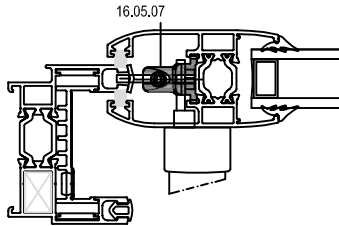
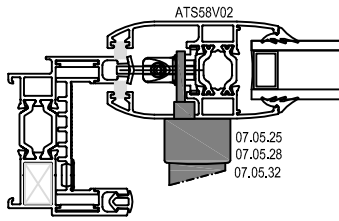
16.04.04

SÜRME DİL  
SLIDING BOLT

07.05.25, 07.05.28 ve 07.05.32 Kolları için / For Handle 07.05.25, 07.05.28 and 07.05.32

KOL İLE KİLİTLEME SEÇİM TABLOSU  
LOCKING KIT SELECTION TABLE WITH HANDLE

KOD CODE	TANIM DESCRIPTION	ADET NUMBER				KANAT VENT	
		H: 0-1200 mm	H: 1201-1799 mm	H: 1800-2199mm	H: 2200-2500 mm		
RESCARA TEK DİLLİ KOL RESCARA SINGLE RAIL HANDLE	07.05.28	RESCARA GLOBAL PENCERE KOLU RESCARA GLOBAL HANDLE	1	1	1	1	ATS58V02
	07.13.07	KOL BAĞLANTI PARÇASI CONNECTION PART FOR HANDLE	1	1	1	1	
GIESSE ÇİFT DİLLİ KOL GIESSE DOUBLE RAIL HANDLE	07.05.25	GIESSE İSPANYOLET KOL GIESSE HANDLE FOR WINDOWS	1	1	1	1	
	07.25.01	GIESSE TIJ BAĞLANTI PARÇASI GIESSE CONNECTION ROD	1	1	1	1	
RESCARA ÇİFT DİLLİ KOL RESCARA DOUBLE RAIL HANDLE	07.05.32	RESCARA PENCERE KOLU RESCARA GLOBAL HANDLE	1	1	1	1	
	07.13.08	RESCARA KOL BAĞLANTI PARÇASI RESCARA CONNECTION ROD	1	1	1	1	
16.05.07	KİLİT ADAPTÖRÜ LOCK ADAPTÖR	2	3	4	5		
16.04.04	SÜRME DİL SLIDING BOLT	2	3	4	5		
16.05.02	SÜRME KİLİT KARŞILIĞI STRIKER FOR SLIDING LOCK	2	3	4	5		

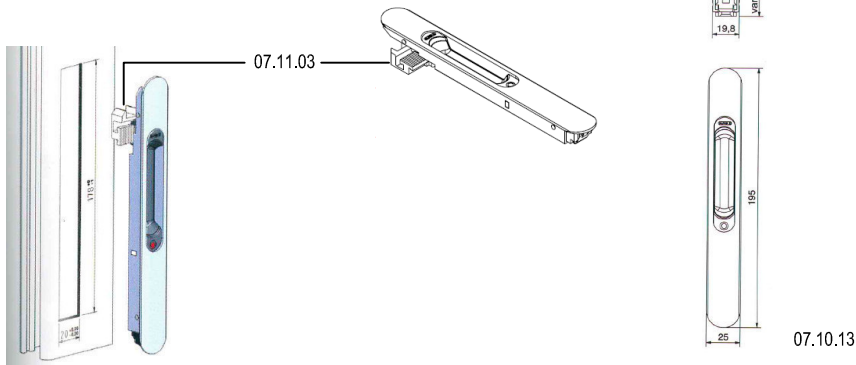
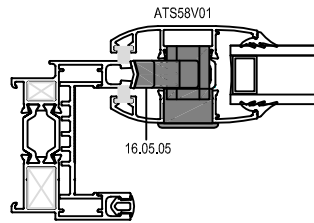
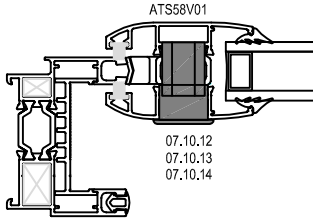


 <p><b>07.10.12</b> HAVUZLU KİLİT ANAHTARLI SLIDING LOCK WITH KEY Malzeme / Material : Alüminyum- Zamak Aluminium- Zamak</p>	 <p><b>07.10.13</b> HAVUZLU KİLİT SLIDING LOCK Malzeme / Material : Alüminyum- Zamak Aluminium- Zamak</p>
 <p><b>07.10.14</b> ÇİFTLİ HAVUZLU KİLİT ANAHTARLI DOUBLE SLIDING LOCK WITH KEY Malzeme / Material : Alüminyum- Zamak Aluminium- Zamak</p>	 <p><b>07.10.09</b> HAVUZ KOL SLIDING HANDLE Malzeme / Material : Alüminyum Aluminium</p>
 <p><b>07.11.03</b> KOL ÜSTÜ KARŞILIK STRIKER FOR HANDLE 07.10.12 , 07.10.13 , 07.10.14 Sürme Kilit İçin / For Handle 07.10.12 , 07.10.13 , 07.10.14</p>	 <p><b>16.05.05</b> SÜRME KİLİT ADAPTÖRÜ LOCK ADAPTER 07.10.12 , 07.10.13 , 07.10.14 Sürme Kilit İçin / For Handle 07.10.12 , 07.10.13 , 07.10.14</p>

## HAVUZLU KOL İLE KİLİTLEME SEÇİM TABLOSU

LOCKING KIT SELECTION TABLE WITH HANDLE 07.10.13

KOD CODE	TANIM DESCRIPTION	ADET NUMBER	KANAT VENT
07.10.12 07.10.13 07.10.14	HAVUZLU KİLİT SLIDING LOCK	1	ATS58V01 ATS58V02 ATS58V13
16.05.05	SÜRME KİLİT ADAPTÖRÜ SLIDING LOCK ADAPTÖR	1	
07.11.03	KOL ÜSTÜ KARŞILIK STRIKER FOR HANDLE	1	





07.05.41

RESCARA AKUSTİK PENCERE KOLU  
RESCARA ACOUSTIC HANDLE

Renk / Colour : Siyah-Beyaz-Gri  
Black-White-Grey



07.05.42

RESCARA AKUSTİK PENCERE KOLU  
RESCARA ACOUSTIC HANDLE

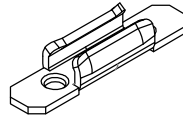
Renk / Colour : Siyah-Beyaz-Gri  
Black-White-Grey



07.05.48

RESCARA GİZLİ SÜRME KOLU  
RESCARA HIDDEN SLIDING HANDLE

Renk / Colour : Siyah-Beyaz-Gri  
Black-White-Grey



16.05.08

SÜRME KİLİT KARŞILIĞI  
STRIKER FOR SLIDING LOCK

07.05.41, 07.05.42, 07.05.48 PVC Kol İçin / For PVC Handle 07.05.41, 07.05.42, 07.05.48

07.18.XX

22 EKSEN SÜRME İSPANYOLETİ  
22 AXIS STEEL GEARBOX SLIDING ESPOGNOLETTE

Renk / Colour : Siyah-Beyaz-Gri  
Black-White-Grey


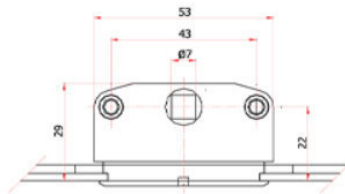


04.20.01

KARŞILIK ALT PLASTİK PARÇASI  
TIN PLATE STRIKER FOR SLIDING LOCK

## 07.18.xx 22 EKSEN SÜRME İSPANYOLETİ 07.18.xx 22 AXIS STEEL GEARBOX SLIDING ESPOGNOLETTE

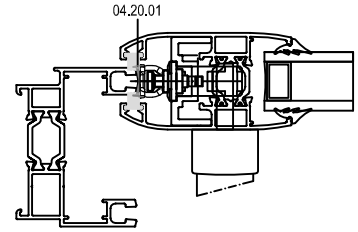
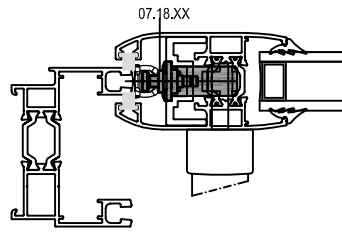
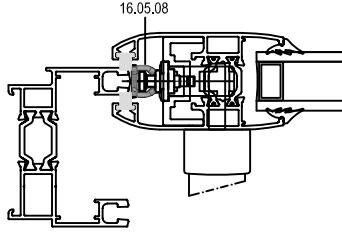
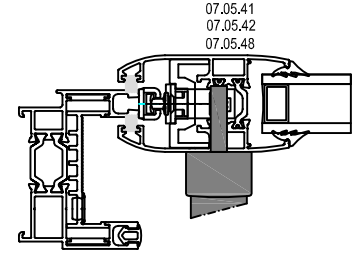
KOD CODE	ÖLÇÜ DIMENSION
07.18.24	h: 600mm-800mm / 22
07.18.25	h: 800mm-1000mm / 22
07.18.26	h: 1000mm-1200mm / 22
07.18.27	h: 1200mm-1400mm / 22
07.18.28	h: 1400mm-1600mm / 22
07.18.29	h: 1600mm-1800mm / 22
07.18.30	h: 1800mm-2000mm / 22
07.18.31	h: 2000mm-2200mm / 22



## PVC KOL İLE KİLİTLEME SEÇİM TABLOSU

LOCKING KIT SELECTION TABLE WITH PVC HANDLE

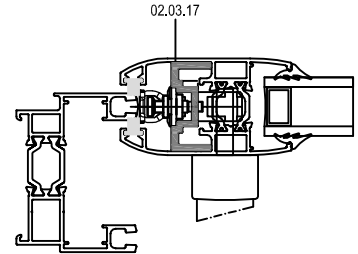
KOD CODE	TANIM DESCRIPTION	ADET NUMBER	KANAT VENT
07.05.41 07.05.42 07.05.48	PVC İSPANYOLET KOL PVC HANDLE	1	ATS58V02
16.05.08	SÜRME KİLİT KARŞILIĞI STRIKER FOR SLIDING LOCK	BKZ. 07.18.xx SEÇİM TABLOSU SEE 07.18.xx SELECTION TABLE	
04.20.01	SÜRME SAC KARŞILIĞI TIN PLATE STRIKER FOR SLIDING LOCK	BKZ. 07.18.xx SEÇİM TABLOSU SEE 07.18.xx SELECTION TABLE	
07.18.XX	TIJLI KİLİT SİSTEMİ ROD LOCKING SYSTEM	1	



## 07.18.xx 22 EKSEN SÜRME İSPANYOLETİ

07.18.xx 22 AXIS STEEL GEARBOX SLIDING ESPOGNOLETTE

KOD CODE	ÖLÇÜ DIMENSION	16.05.08 ADET/NUMBER	04.20.01 ADET/NUMBER
07.18.24	h: 600mm-800mm / 22	2	2
07.18.25	h:800mm-1000mm / 22	2	2
07.18.26	h: 1000mm-1200mm / 22	3	3
07.18.27	h: 1200mm-1400mm / 22	3	3
07.18.28	h: 1400mm-1600mm / 22	3	3
07.18.29	h:1600mm-1800mm / 22	3	3
07.18.30	h:1800mm-2000mm / 22	4	4
07.18.31	h:2000mm-2200mm / 22	4	4






16.02.02

GIESSE AYARLI ÇİFTLİ RULMAN  
GIESSE ADJUSTABLE CARRERA 2 PULLEYS

Malzeme / Material : Polyamid- Zamak  
Polyamide -Zamak

2 Adet 180 kg taşıır. / 180 kg with 2 pulleys  
EN 13126-15 : 2008



16.02.07

RESCARA AYARLI ÇİFTLİ RULMAN  
RESCARA ADJUSTABLE CARRERA 2 PULLEYS


2 Adet 120 kg taşıır. / 120 kg with 2 pulleys



16.01.01

AYARLI TEKLİ RULMAN  
PULLEY WITH SINGLE WHEEL

2 Adet 35 kg taşıır. / 35 kg with 2 pulleys  
Max. kanat ölçüsü 600x1500/ Max. vent dimension 600x1500



16.01.02

AYARLI ÇİFTLİ RULMAN  
ADJUSTABLE PULLEYS

2 Adet 65 kg taşıır. / 65 kg with 2 pulleys  
Max. kanat ölçüsü 1000x2100/ Max. vent dimension 1000x2100



16.01.12

METAL TEKERLEKLİ AYARLI RULMAN  
STEEL ADJUSTABLE PULLEYS

2 Adet 65 kg taşıır. / 65 kg with 2 pulleys  
Max. kanat ölçüsü 1000x2100/ Max. vent dimension 1000x2100



16.01.13

METAL TEKERLEKLİ AYARLI RULMAN  
PULLEY WITH SINGLE WHEEL

2 Adet 35 kg taşıır. / 35 kg with 2 pulleys  
Max. kanat ölçüsü 600x1500/ Max. vent dimension 600x1500



16.02.06

SİNEKLİK RULMANI  
SWATTER PULLEYS



16.06.02

ÇELİK RAY  
STEEL RAIL

Malzeme / Material : Paslanmaz Çelik  
Stainless Steel



21.01.07

PUNCH MAKİNESİ  
PUNCH MACHINE

(PNÖMATİK)

MİMARİ KATALOG  
ARCHITECTURAL CATALOGUE

Alüminyum Kapı Pencere ve Giydirme Cephe Sistemleri  
Aluminium Window Doors and Facade Systems



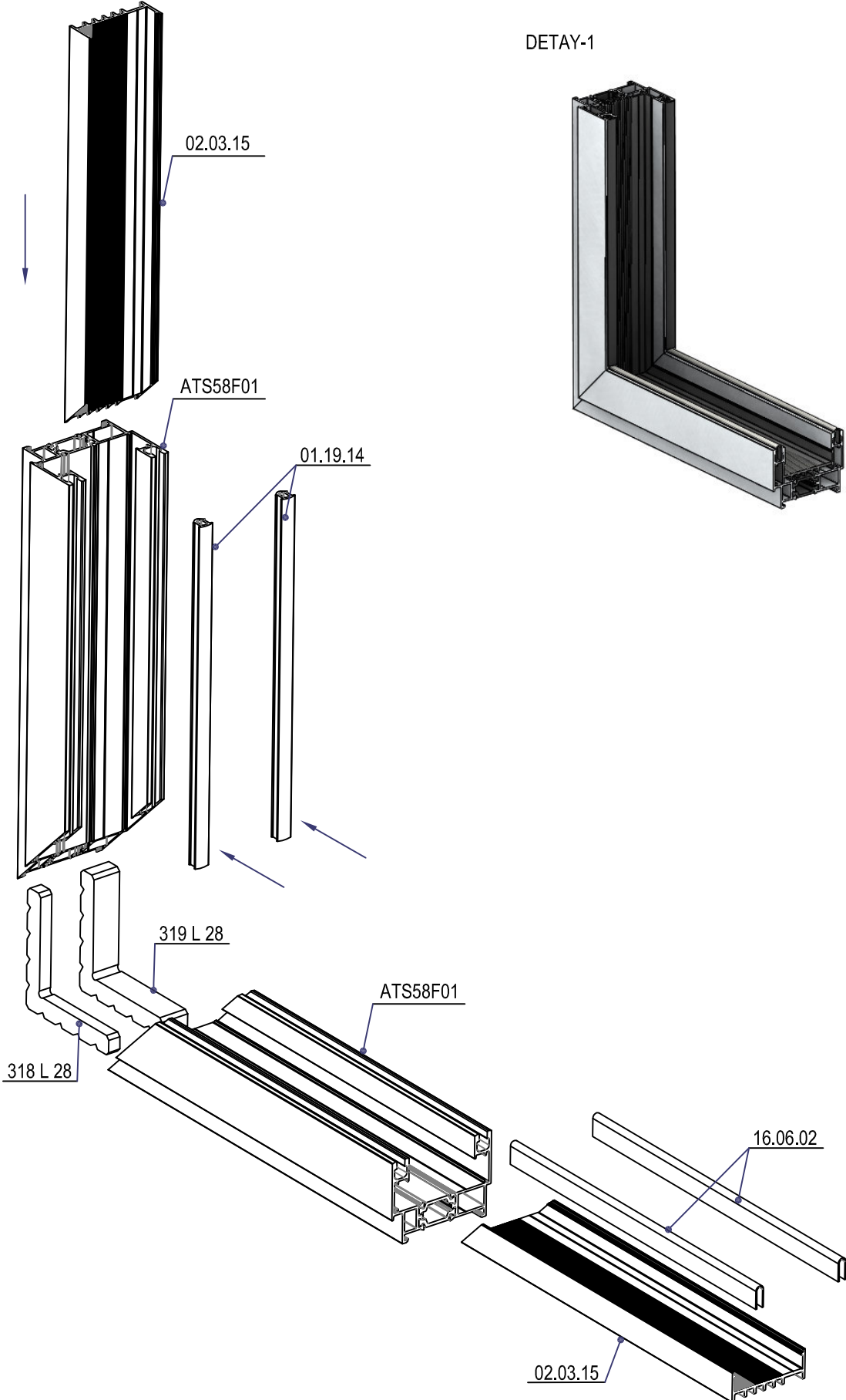
# RST58

İMALAT DETAYLARI

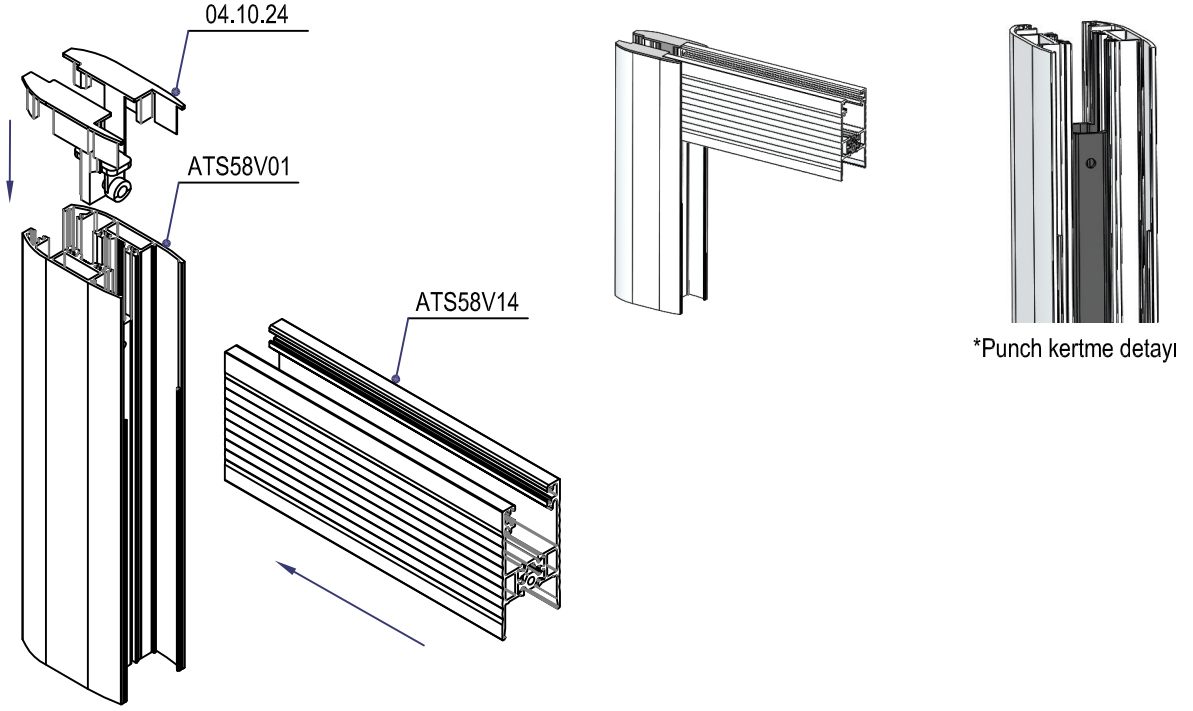
---

FABRICATION DETAILS

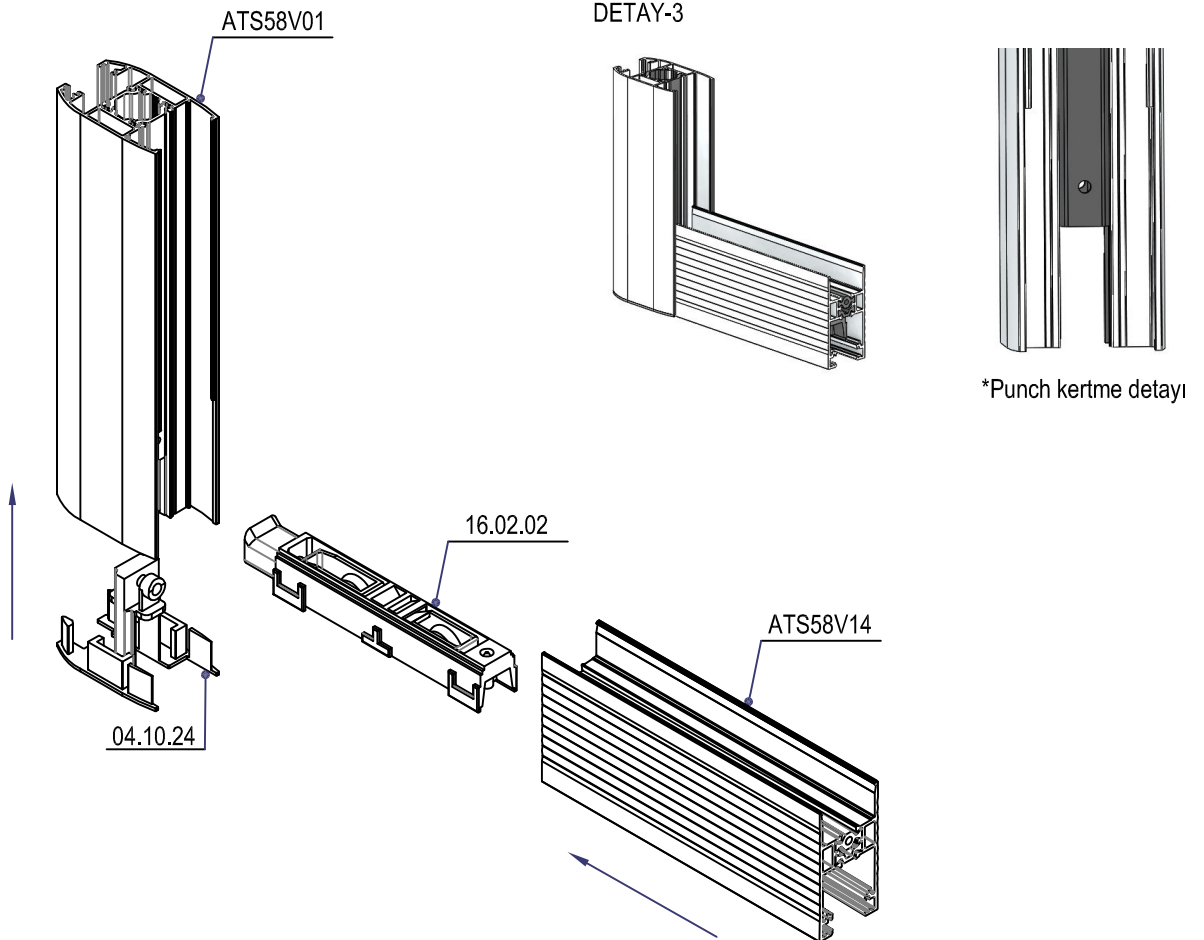
(1) KASA KÖŞE BAĞLANTI DETAYI  
FRAME CORNER DETAIL



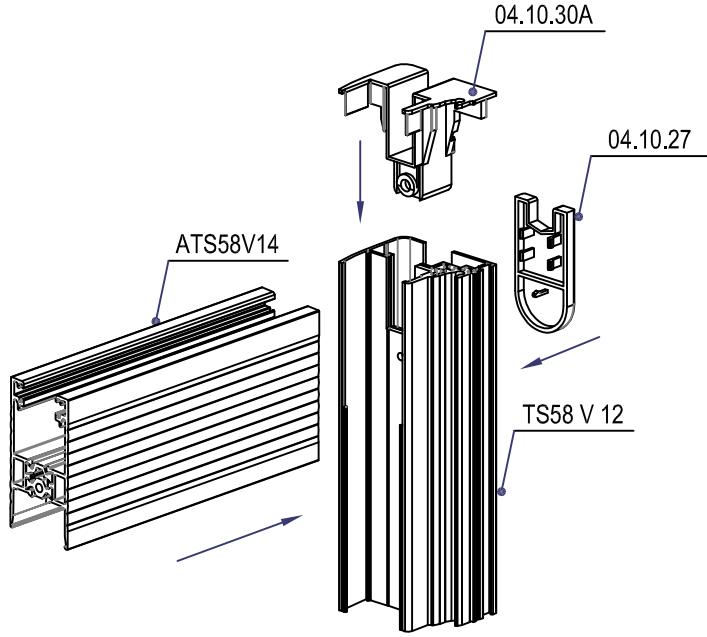
(2) DÜŞEY - YATAY KANAT BAĞLANTI DETAYI (ÜST)  
VERTICAL & HORIZONTAL VENT CONNECTION DETAIL (UPPER)



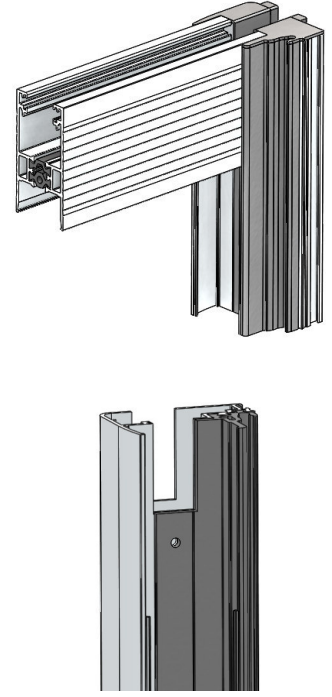
(3) DÜŞEY - YATAY KANAT BAĞLANTI DETAYI (ALT)  
VERTICAL & HORIZONTAL VENT CONNECTION DETAIL (BOTTOM)



(4) DÜŞEY - YATAY KANAT BAĞLANTI DETAYI (ÜST)  
VERTICAL & HORIZONTAL VENT CONNECTION DETAIL (UPPER)



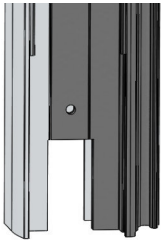
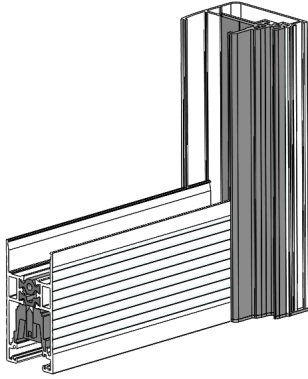
DETAY-4



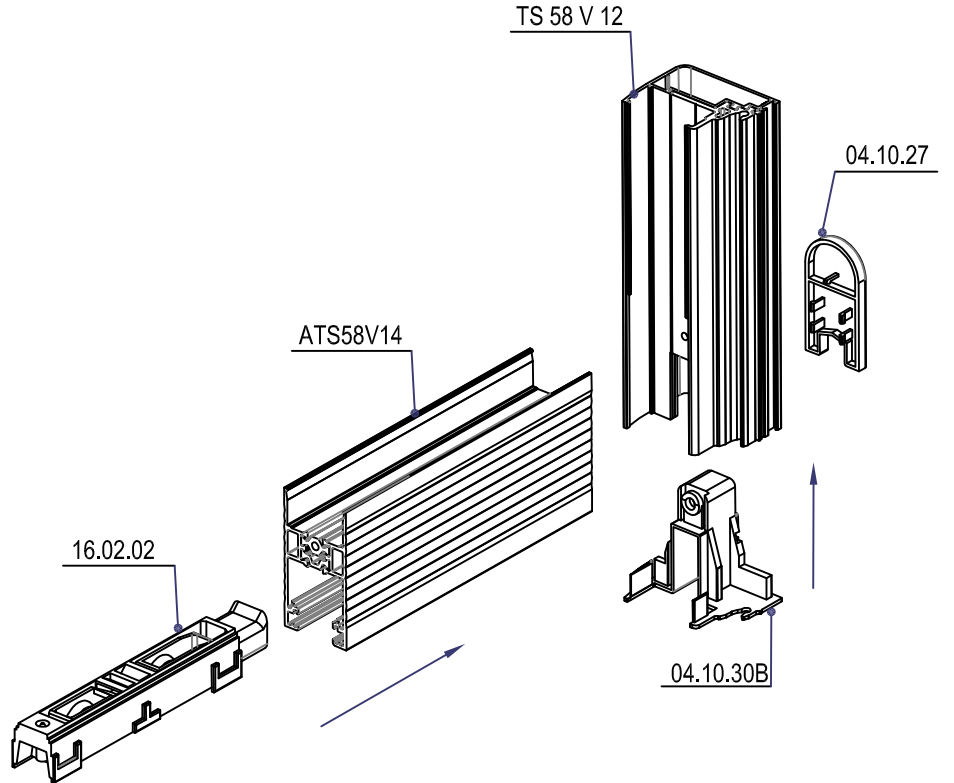
\*Punch kertme detayı

(5) DÜŞEY - YATAY KANAT BAĞLANTI DETAYI (ALT)  
VERTICAL & HORIZONTAL VENT CONNECTION DETAIL (BOTTOM)

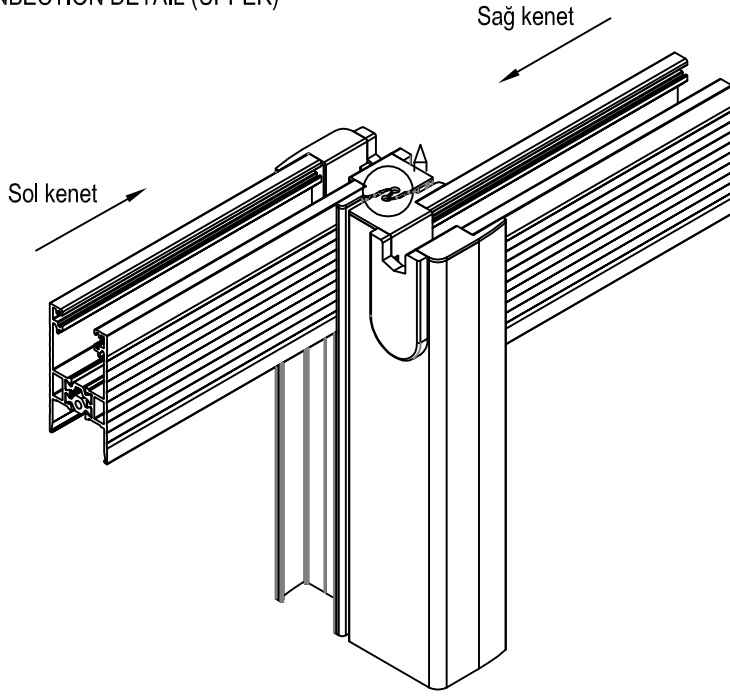
DETAY-5



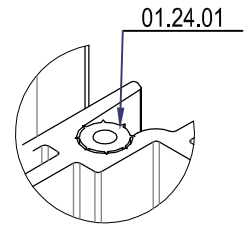
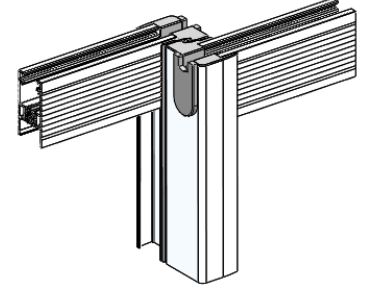
\*Punch kertme detayı



(6) KENET BAĞLANTI DETAYI (ÜST)  
CONNECTION DETAIL (UPPER)



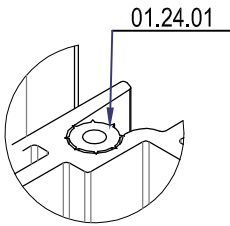
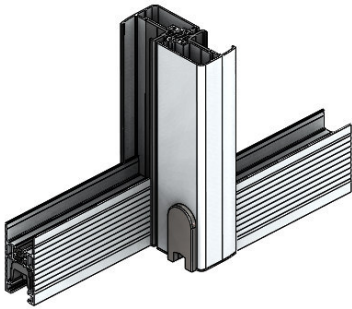
DETAY-6



Detay/Detail-A  
Ölçek/Scale 2:1

(7) KENET BAĞLANTI DETAYI (ALT)  
CONNECTION DETAIL (BOTTOM)

DETAY-7



Detay/Detail-B  
Ölçek/Scale 2:1

