


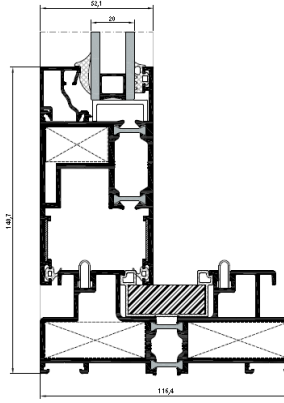

MİMARİ KATALOG
ARCHITECTURAL CATALOGUE

Alüminyum Kapı Pencere ve Giydirme Cephe Sistemleri
Aluminium Window Doors and Facade Systems

RESCARA



RST116



TEKNİK ÖZELLİKLERİ / TECHNICAL PROPERTIES

KASA DERİNLİĞİ / FRAME DEPTH	min 116,4 mm-max 180,8mm
KANAT DERİNLİĞİ / VENT DEPTH	52,1mm
PROFİL ET KALINLIĞI / PROFILE WALL THICKNESS	1,6 / 1,8 / 2mm
CAM KALINLIĞI / GLASS THICKNESS	min 5mm-max 33mm
ISI BARIYERLERİ / THERMAL INSULATION BAR	14,8mm

KULLANIM SEÇENEKLERİ / APPLICATION ALTERNATIVES

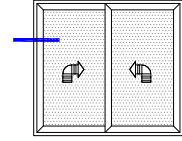
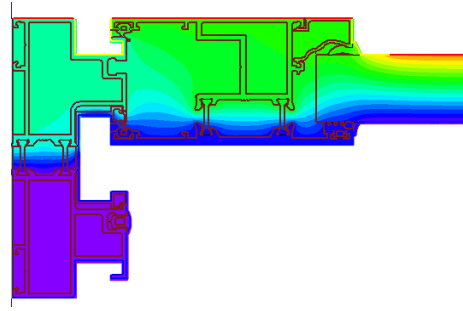
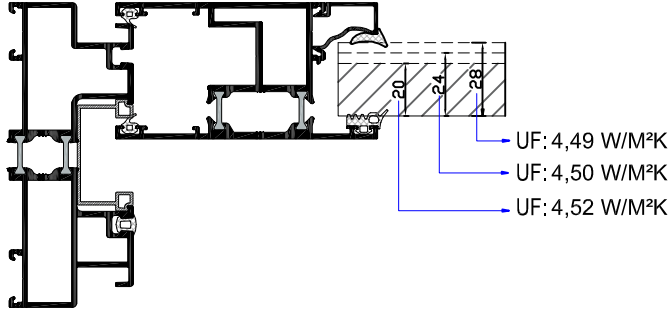
	KAPI DOOR	PENCERE WINDOW
KALDIR SÜR / LIFT & SLIDE	*	*
BASİT SÜRME / SLIDING	*	*
45° KANAT BİRLEŞİMİ / 45° VENT COMBINATION	*	*
CAM ÇITALI KANAT / VENT WITH GLAZING BEAD	*	*
MONO RAYLI KASA / MONO RAILED FRAME	*	*
3 RAYLI KASA / THREE RAILED FRAME	*	*
SABİT KASA / FIXED FRAME	*	*

PERFORMANS DEĞERLERİ / PERFORMANCE VALUES

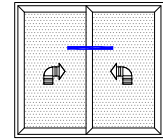
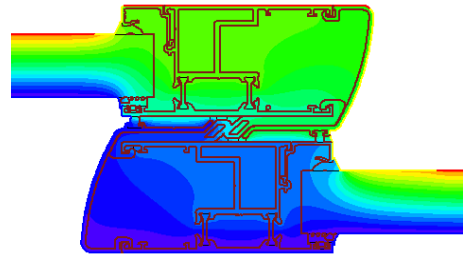
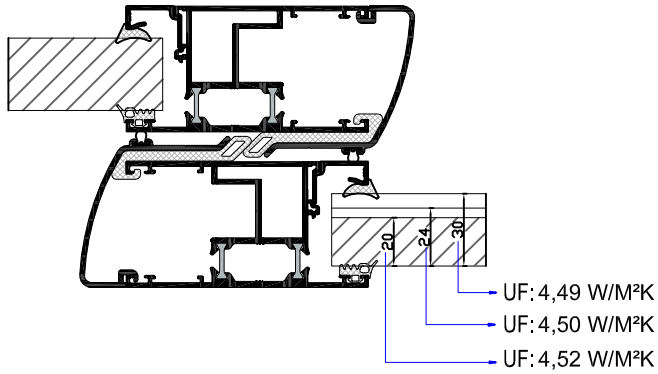
HAVA GEÇİRGENLİĞİ - EN 12207 (AIR PERMEABILITY)	1 (150 Pa)	2 (300 Pa)	3 (450 Pa)	4 (600 Pa)						
SU SIZDIRMAZLIĞI - EN 12208 (WATERTIGHTNESS)	2A (50 Pa)	3A (100 Pa)	4A (150 Pa)	5A (200 Pa)	6A (250 Pa)	7A (300 Pa)	8A (450 Pa)	9A (600 Pa)	E... (600+ Pa)	E1200 (1200 Pa)
RÜZGAR YÜKÜNE DAYANIM - EN 12210 (RESISTANCE TO WIND LOAD)	1 (400 Pa)	2 (800 Pa)	3 (1200 Pa)	4 (1600 Pa)	5 (2000 Pa)	E... (2000+ Pa)				
SEHİM KRİTERİ - EN 12210 (DEFLECTION CRITERIA)	A (L/150)	B (L/200)	C (L/300)							
SİSTEM UF DEĞERİ - EN 10077-2 (THERMAL INSULATION VALUE)										3,89~4,52 W/M²K
SİSTEM SES YALITIMI - EN 10140 - 2 (ACOUSTIC PERFORMANCE VALUE)										30 dB

ISI YALITIM DEĞERLERİ (UF) / THERMAL INSULATION VALUE (UF):

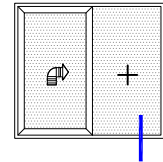
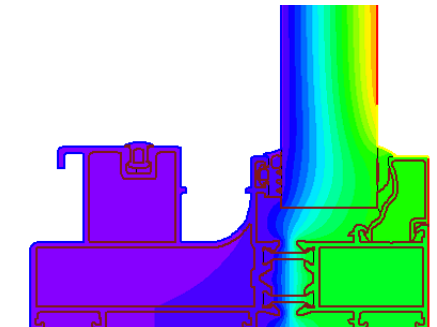
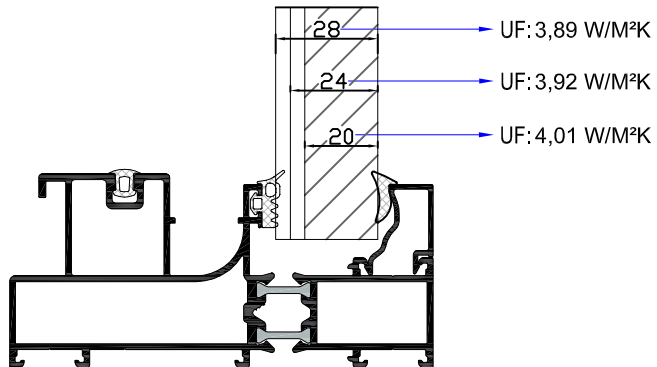
Cam Kalınlıkları (glass thickness) : min. 5mm - max. 33mm



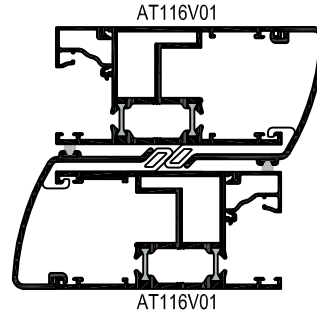
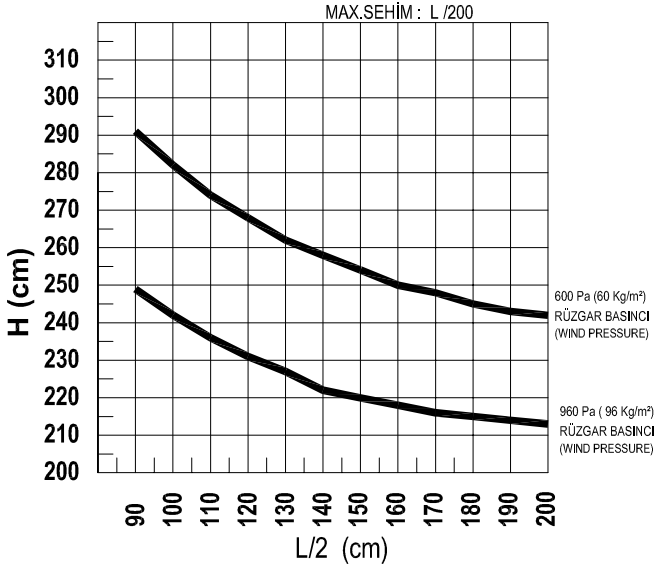
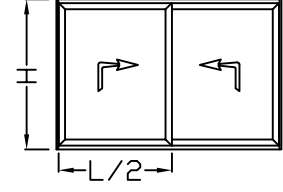
Cam Kalınlıkları (glass thickness) : min. 5mm - max. 33mm



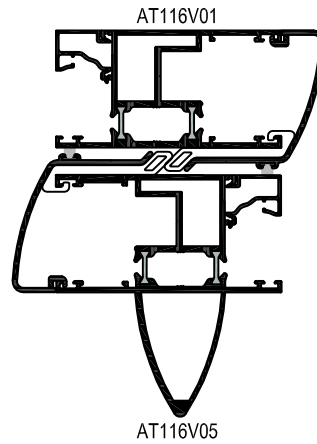
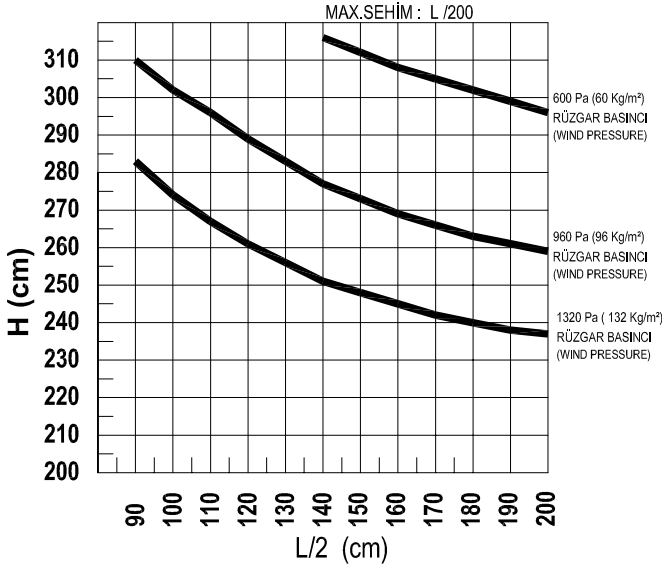
Cam Kalınlıkları (glass thickness) : min. 5mm - max. 33mm



RÜZGAR YÜKÜNE GÖRE KULLANIM LİMİTLERİ GRAFİĞİ USAGE DIAGRAM FOR THE WIND LOAD

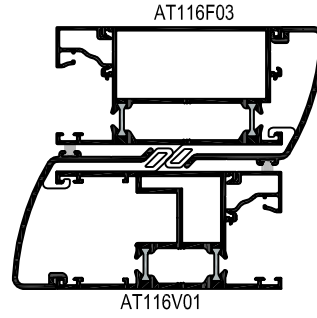
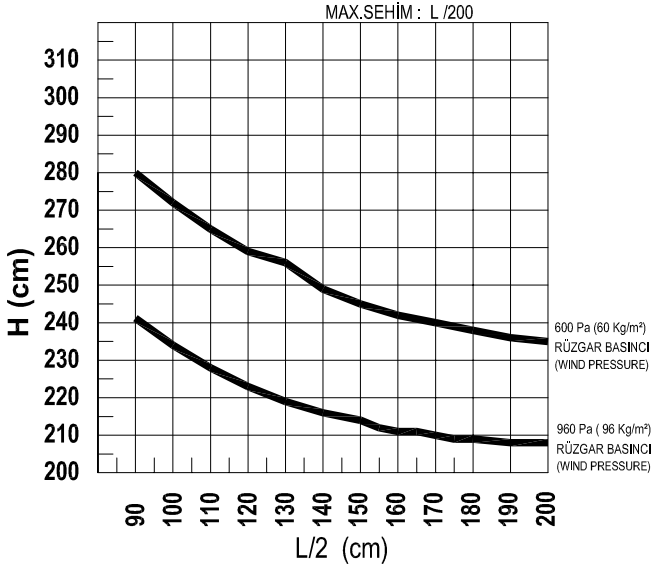
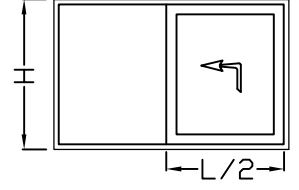


AT116V01 Jx: 23,765 cm⁴
AT116V01 Jx: 23,765 cm⁴
TOPLAM Jx: 47,530 cm⁴

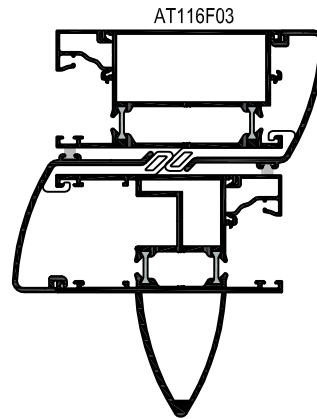
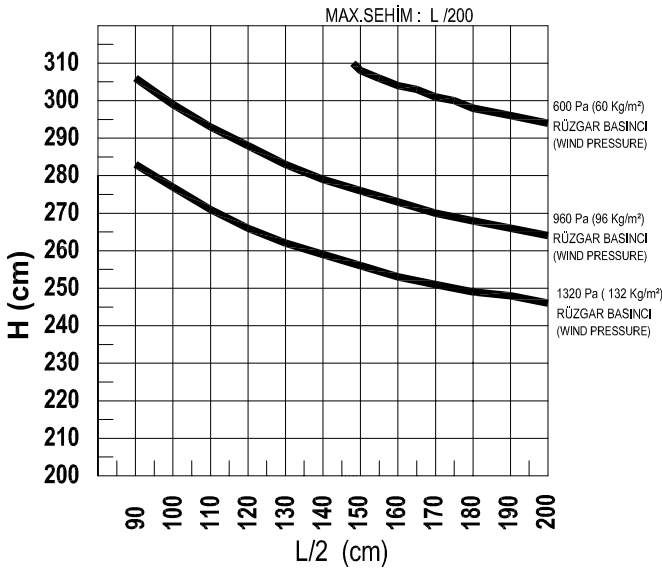


AT116V01 Jx: 23,765 cm⁴
AT116V05 Jx: 72,920 cm⁴
TOPLAM Jx: 96,685 cm⁴

RÜZGAR YÜKÜNE GÖRE KULLANIM LİMİTLERİ GRAFIĞI USAGE DIAGRAM FOR THE WIND LOAD

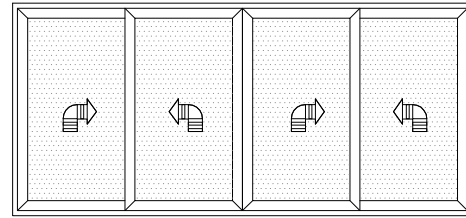
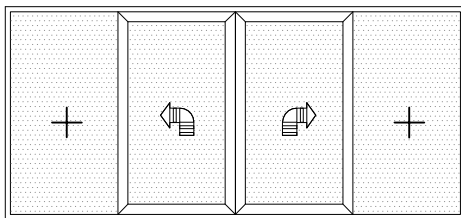
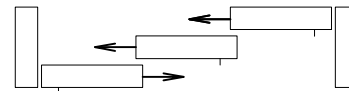
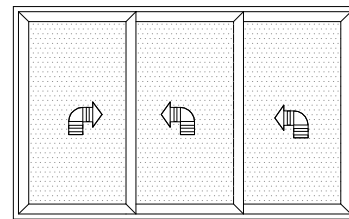
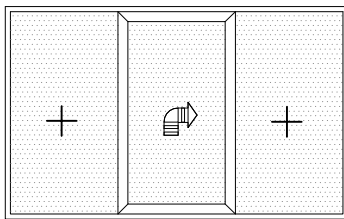
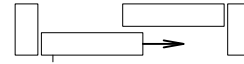
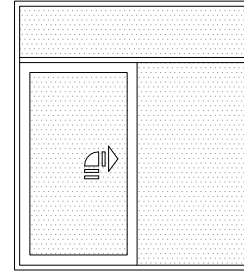
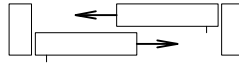
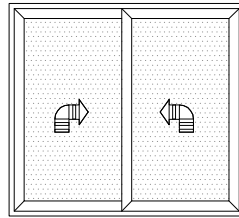
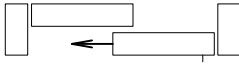
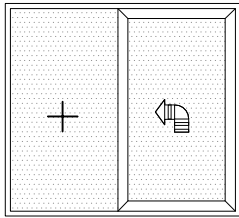


AT116F03 Jx: 18,966 cm⁴
AT116V01 Jx: 23,765 cm⁴
TOPLAM Jx: 42,731 cm⁴



AT116F03 Jx: 18,966 cm⁴
AT116V05 Jx: 72,920 cm⁴
TOPLAM Jx: 91,886 cm⁴

SİSTEM TİPOLOJİSİ
SYSTEM TIPOLOGY



MİMARİ KATALOG

ARCHITECTURAL CATALOGUE

Alüminyum Kapı Pencere ve Giydirme Cephe Sistemleri
Aluminium Window Doors and Facade Systems



Rescara Sistem Detayları
Rescara System Details

RST116

PROFİLLER

PROFILES

11

12

13

14

15

16

17

18

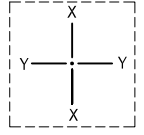
19

20

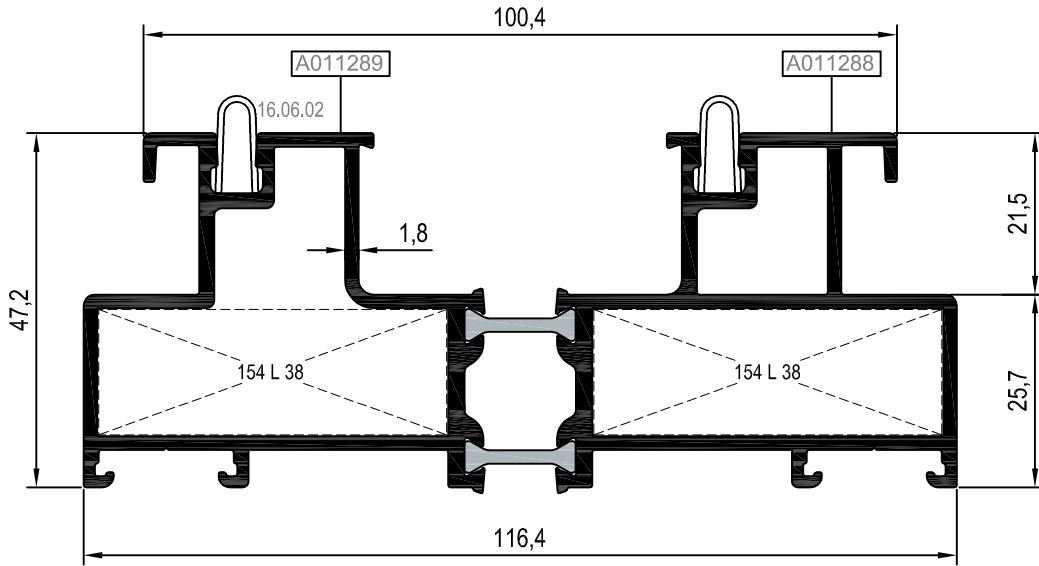
ÇİFT RAYLI KASA PROFİLLERİ
DOUBLE RAIL FRAME PROFILES

RST116

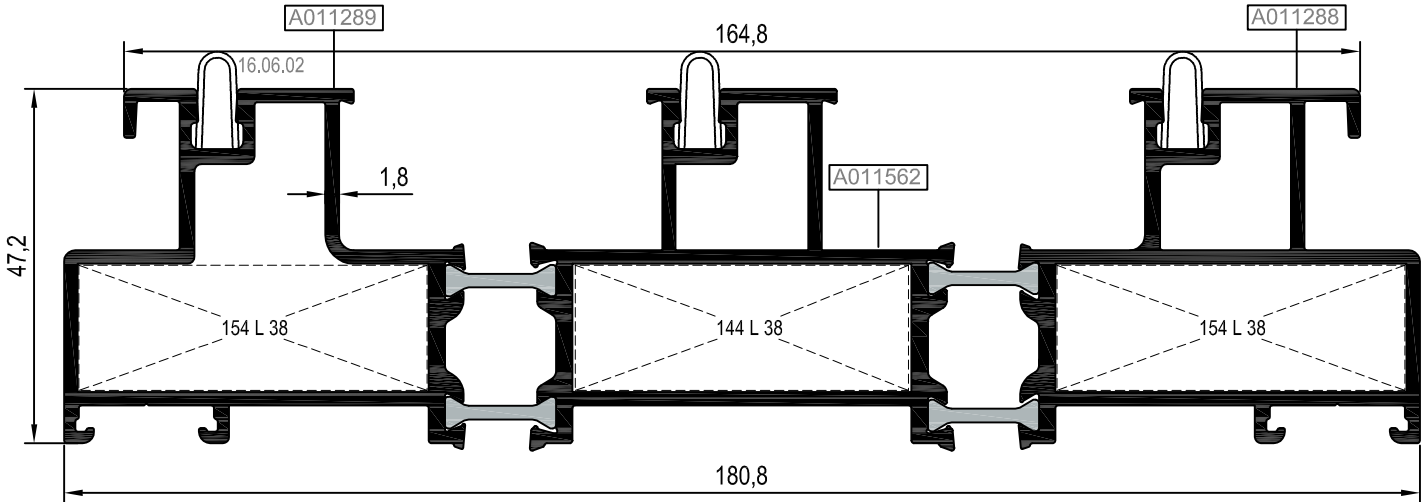
KOD / CODE	AĞIRLIK (kg/m) / WEIGHT	Jxx cm4	Jyy cm4	L m
AT116F05	2,525	85,379	20,419	6
AT116F07	3,872	301,944	29,758	6





AT116F05

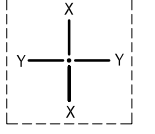


AT116F07

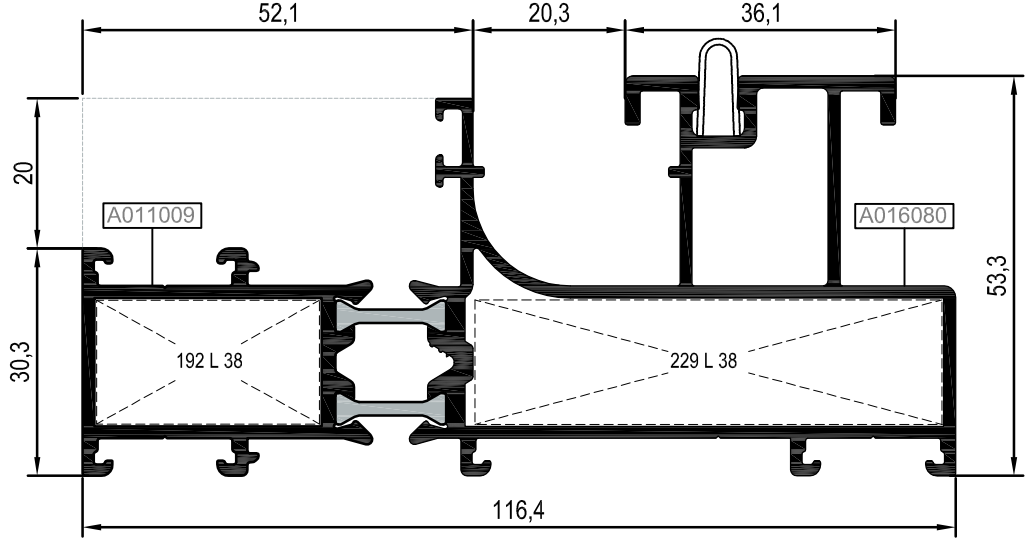


Nr	 L m	KEŞİM ÖLÇÜSÜ CUTTING SIZE	 AKS. KODU ACS. CODE
AT116F05	A011289	25 L 38(A002074)	46,5 mm 154 L 38
	A011288	25 L 38(A002074)	
AT116F07	A011289	25 L 38(A002074)	46,5 mm 154 L 38
	A011562	25 L 38(A002074)	44,4 mm 144 L 38
	A011288	25 L 38(A002074)	46,5 mm 154 L 38

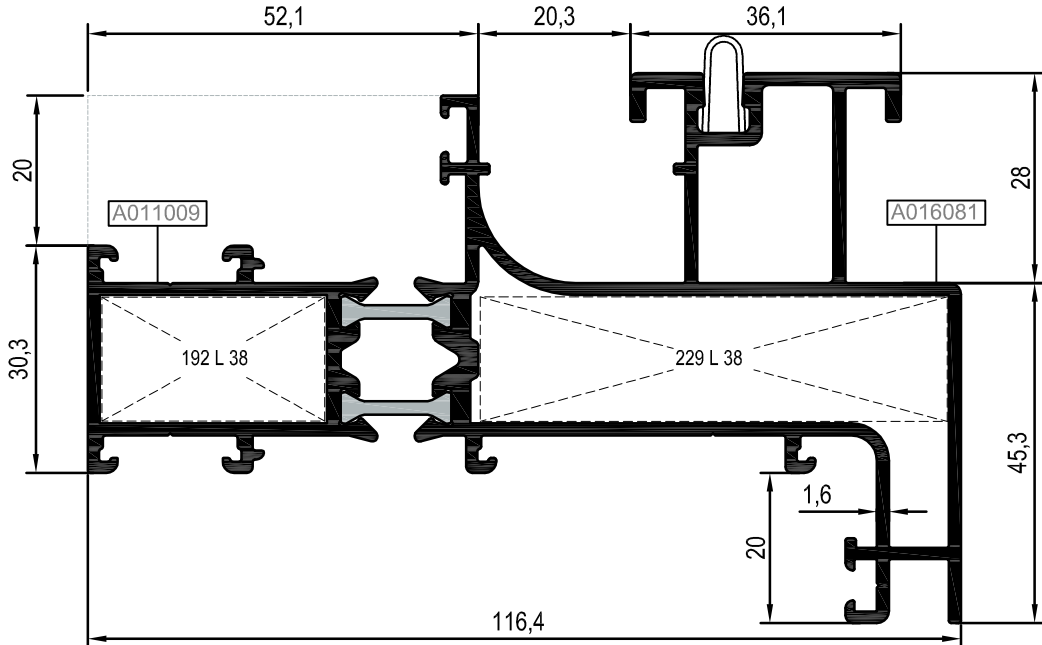
KOD / CODE	AĞIRLIK (kg/m) / WEIGHT	Jxx cm ⁴	Jyy cm ⁴	L m
AT116F16	2,406	75,455	21,582	6
AT116F17	2,625	87,871	31,177	6





AT116F16

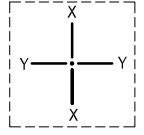


AT116F17

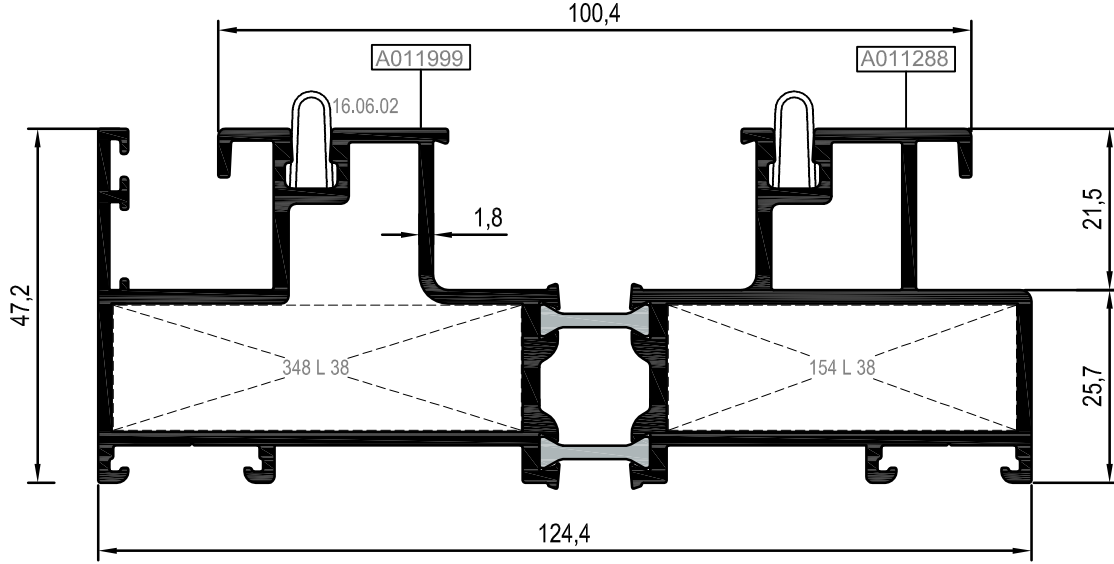


Nr	 L m	KEŞİM ÖLÇÜSÜ CUTTING SIZE	 AKS. KODU ACS. CODE
AT116F16	A011009	25 L 38(A002074)	192 L 38
	A016080	25 L 38(A002074)	229 L 38
AT116F17	A011009	25 L 38(A002074)	192 L 38
	A016081	25 L 38(A002074)	229 L 38

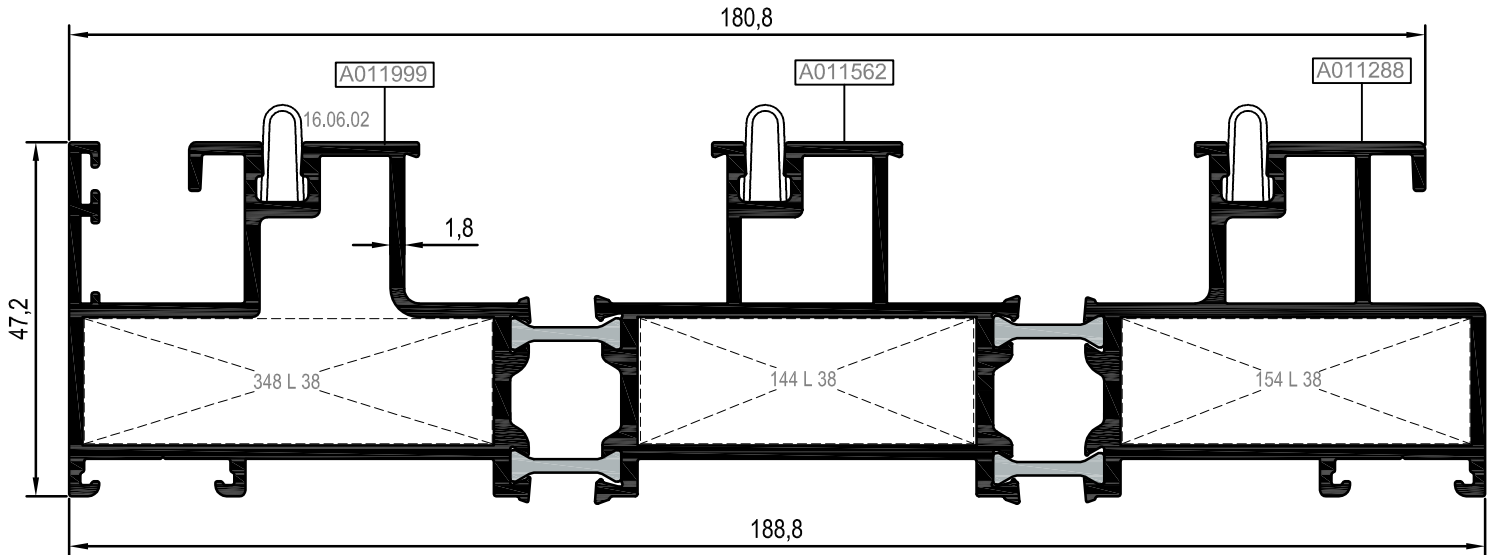
KOD / CODE	AĞIRLIK (kg/m) / WEIGHT	Jxx cm ⁴	Jyy cm ⁴	L m
T116 F 13	2,729	110,526	22,034	6
T116 F 14	4,031	357,787	31,403	6





AT116F13

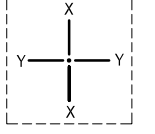


AT116F14

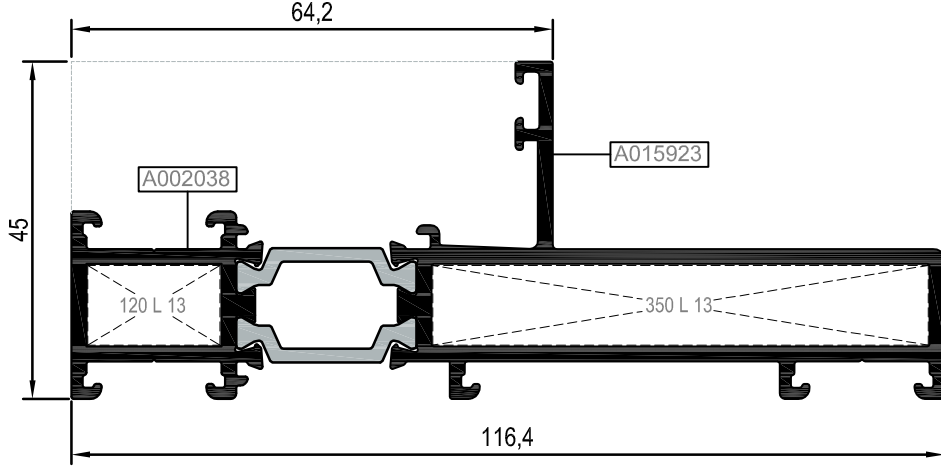


Nr		KEŞİM ÖLÇÜSÜ CUTTING SIZE	 AKS. KODU ACS. CODE
AT116F13	A011999	25 L 38(A002074)	348 L 38
	A011288	25 L 38(A002074)	154 L 38
AT116F14	A011999	25 L 38(A002074)	348 L 38
	A011562	25 L 38(A002074)	144 L 38
	A011288	25 L 38(A002074)	154 L 38

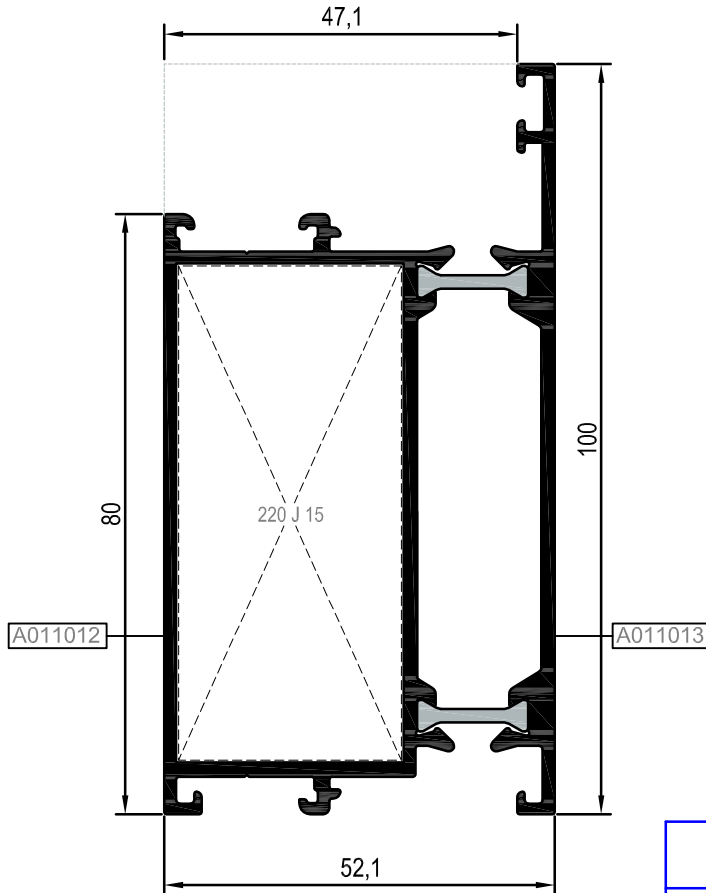
KOD / CODE	AĞIRLIK (kg/m) / WEIGHT	Jxx cm ⁴	Jyy cm ⁴	L m
AT116F03	1,935	18,966	57,332	6
AT116F15	1,950	63,460	5,755	6





AT116F15



AT116F03

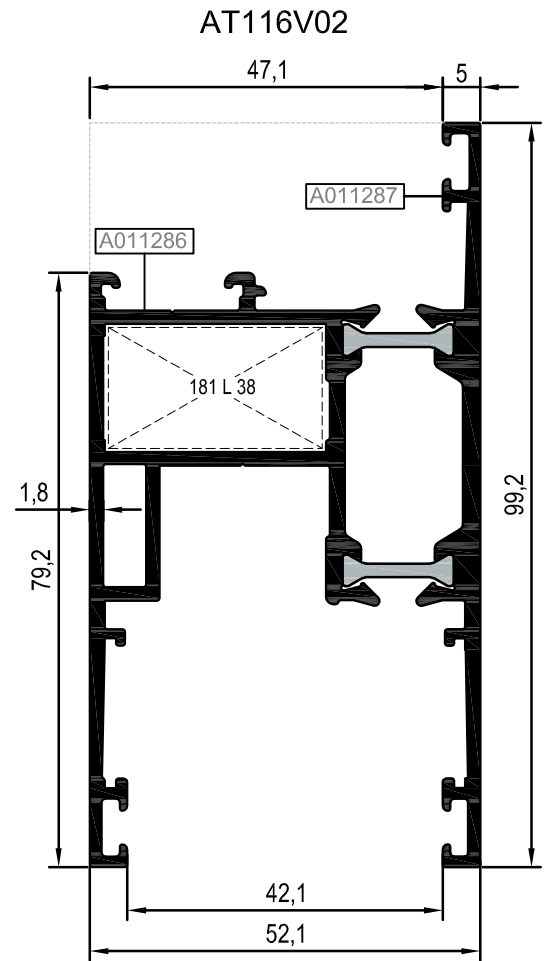
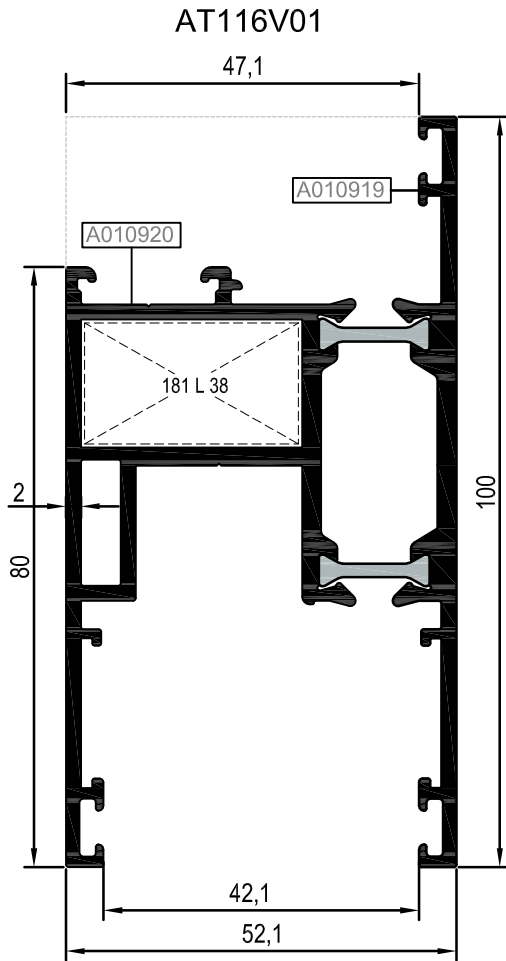
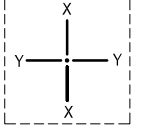




Nr	 L m	KESİM ÖLÇÜSÜ CUTTING SIZE	 AKS. KODU ACS. CODE
AT116F15	A002038	25 L 13 (A002058)	120 L 13
	A015923	25 L 13 (A002058)	350 L 13
AT116F03	A011012	25 J 15 (A011015)	220 J 15
	A011013	---	---

KANAT PROFİLLERİ
VENT PROFILES

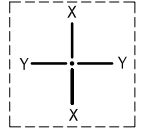
RST116

KOD / CODE	AĞIRLIK (kg/m) / WEIGHT	Jxx cm ⁴	Jyy cm ⁴	L m
AT116V01	2,220	23,765	43,220	6
AT116V02	2,036	21,988	39,156	6

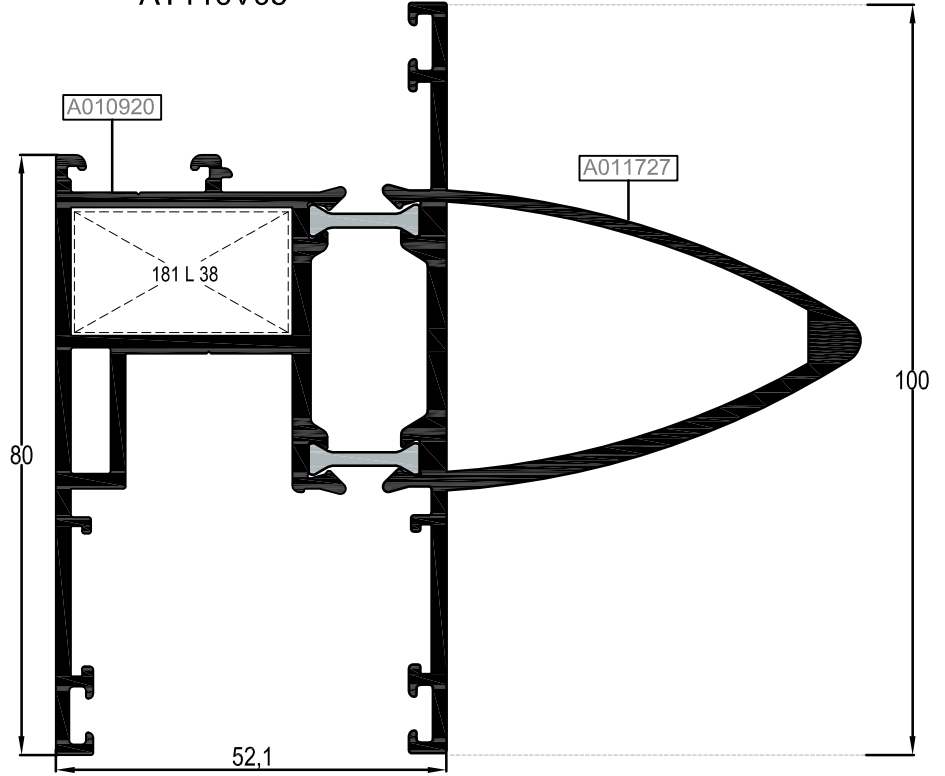


Nr	 L m	KEŞİM ÖLÇÜSÜ CUTTING SIZE	 AKS. KODU ACS. CODE	
AT116 V 01	A010920	25 L 38(A002074)	29,1 mm	181 L 38
	A010919	----	----	----
AT116V02	A011286	25 L 38(A002074)	29,1 mm	181 L 38
	A011287	----	----	----

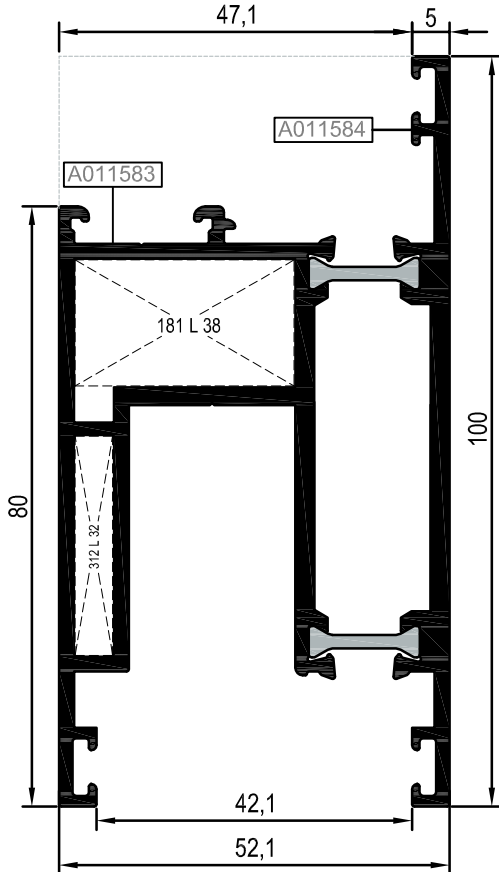
KOD / CODE	AĞIRLIK (kg/m) / WEIGHT	Jxx cm ⁴	Jyy cm ⁴	L m
AT116V03	2,394	24,951	49,417	6
AT116V05	2,912	72,9291	45,8558	6



AT116V05



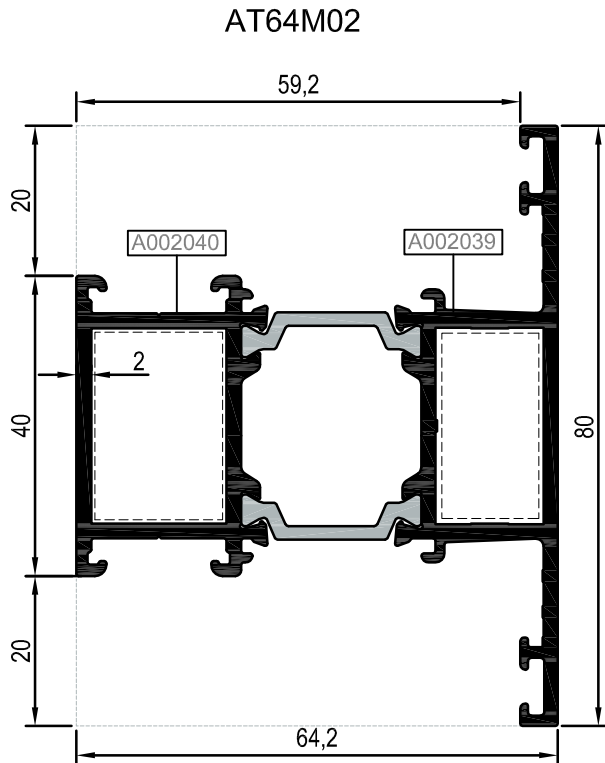
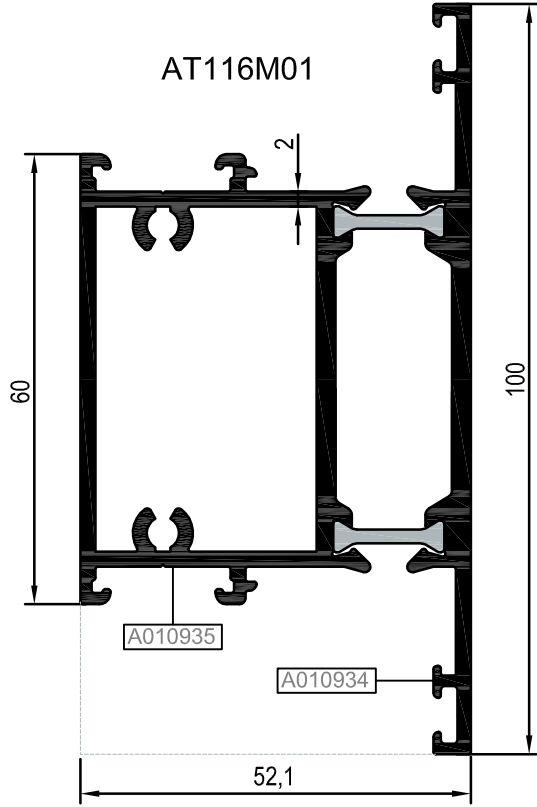
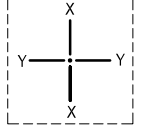
*AT116V03





* AT116V03 PROFİLİ AT116A04 PROFİLİ İLE BİRLİKTE KULLANILMALIDIR.
PROFILE AT116V03 SHOULD BU USED WITH AT116A04 VENT PROFILE.

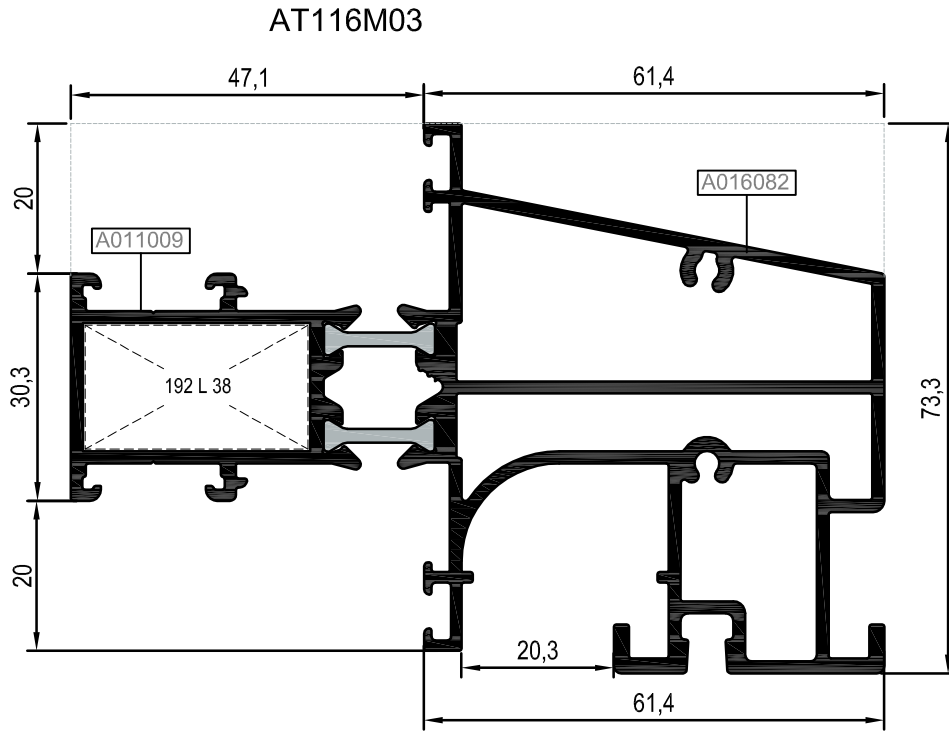
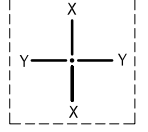
Nr		L m	KESİM ÖLÇÜSÜ CUTTING SIZE	AKS. KODU ACS. CODE
AT116V03	A011583	25 L 38(A002074)	29,1 mm	181 L 38
		25 L 32(A002430)	5,0 mm	312 L 32
	A011584	---	---	---
AT116V05	A010920	25 L 38(A002074)	29,1 mm	181 L 38
	A011727	---	---	---



KOD / CODE	AĞIRLIK (kg/m) / WEIGHT	Jxx cm ⁴	Jyy cm ⁴	L m
AT116M01	2,157	20,673	42,515	6
AT64M02	1,797	25,170	17,981	6



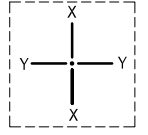
Nr	 L m	KESİM ÖLÇÜSÜ CUTTING SIZE	 AKS. KODU ACS. CODE
AT64M02 (Kasa ve orta kayıt içinde kullanırsanız)	A002039 25 J 40 (A011871)	25,5 mm	135 J 40
	A002040 25 J 04 (A010567)	25,5 mm	135 J 04

KOD / CODE	AĞIRLIK (kg/m) / WEIGHT	Jxx cm ⁴	Jyy cm ⁴	L m
AT116M03	2,768	73,795	30,900	6

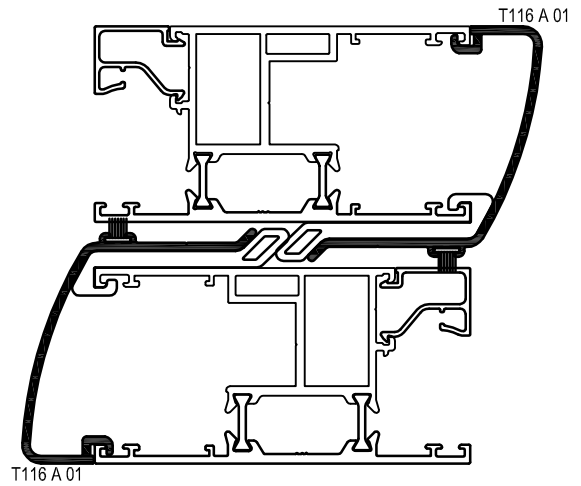
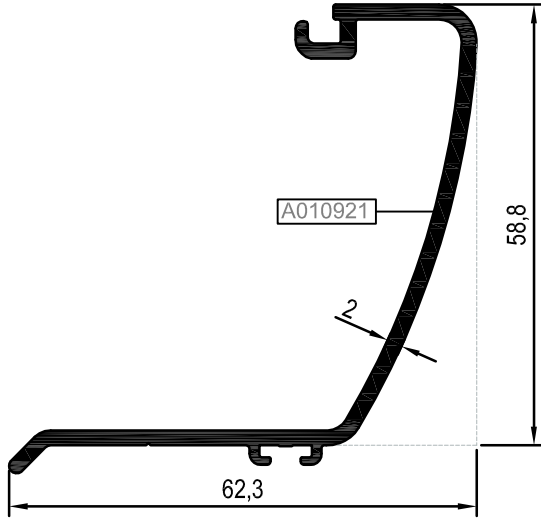


Nr	 L m	KESİM ÖLÇÜSÜ CUTTING SIZE	 AKS. KODU ACS. CODE
AT116M03	A011009 25 J 15 (A011015)	16,8 mm	214 J 15
	A016082	---	---

KOD / CODE	AĞIRLIK (kg/m) / WEIGHT	Jxx cm ⁴	Jyy cm ⁴	L m
T116 A 01	0,755	---	---	6
T116 A 09	0,728	---	---	6
TS58 A 06	0,467	---	---	6

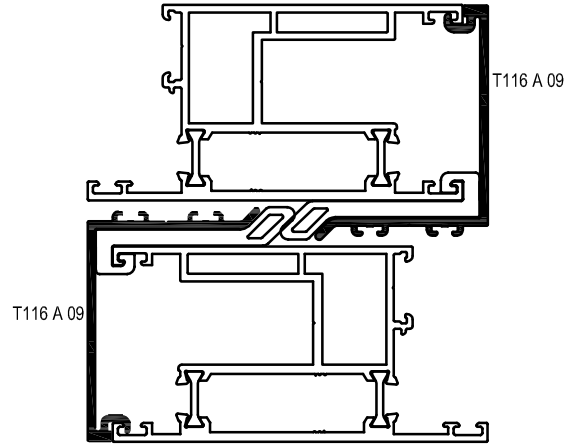
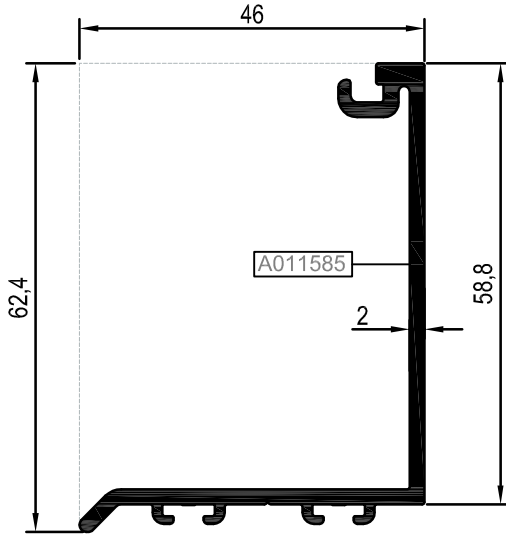


T116 A 01



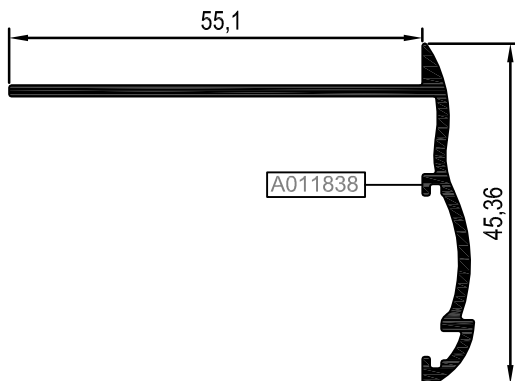
Ölçek/Scale: 1/1

T116 A 09

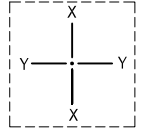


Ölçek/Scale: 1/1

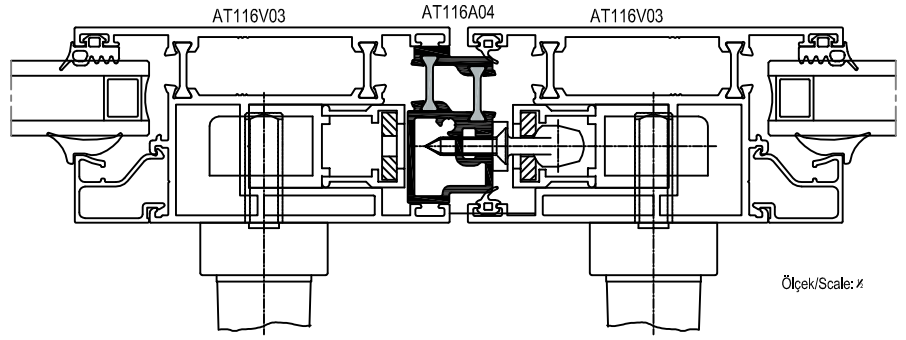
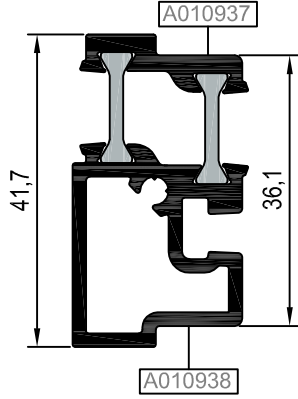
TS58 A 06



KOD / CODE	AĞIRLIK (kg/m) / WEIGHT	Jxx cm ⁴	Jyy cm ⁴	L m
AT116A04	0,867	---	---	6
T116 A 05	0,940	---	---	6
AT116A15	1,117	---	---	6

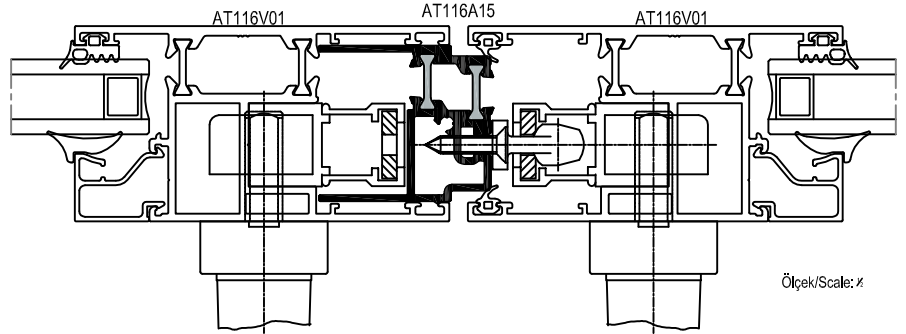
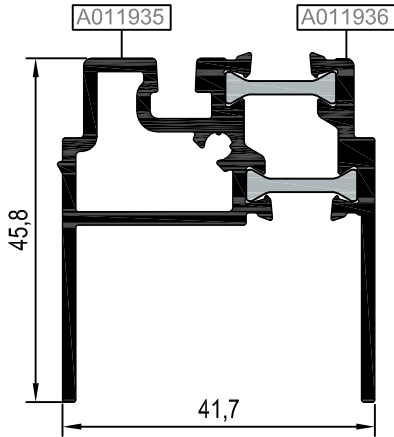


*AT116A04



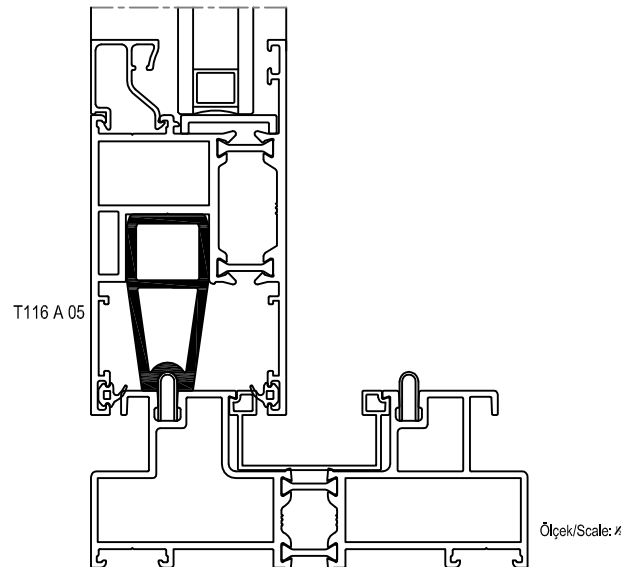
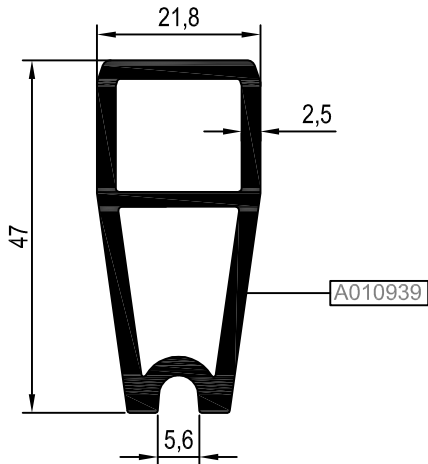
Ölçek/Scale: x

AT116A15



Ölçek/Scale: x

T116 A 05



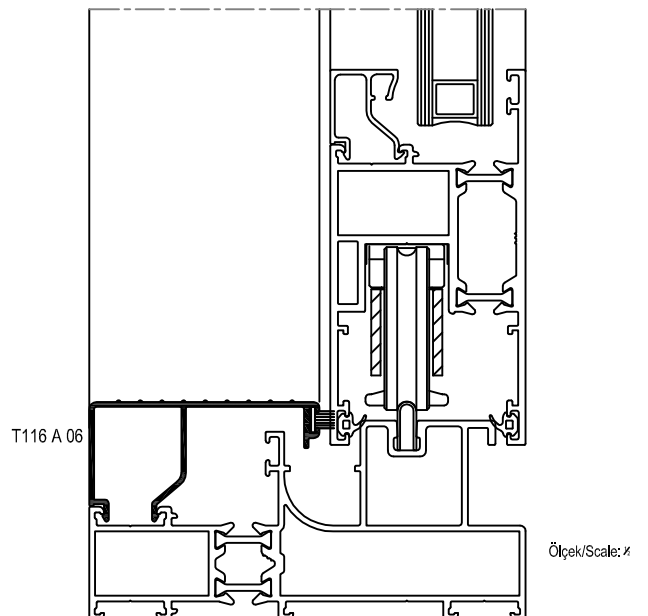
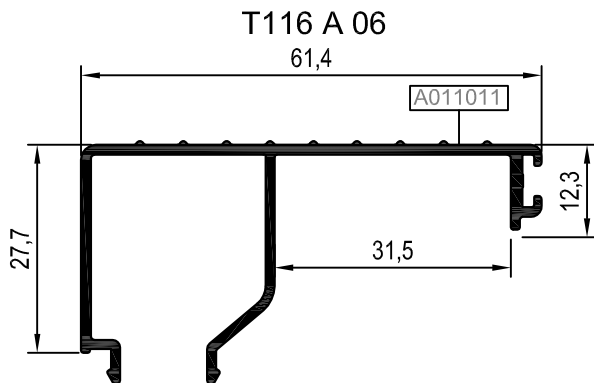
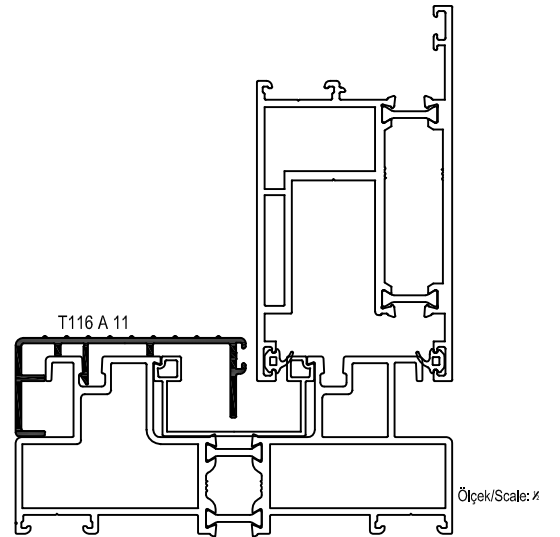
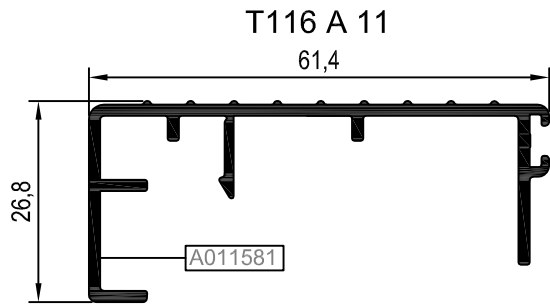
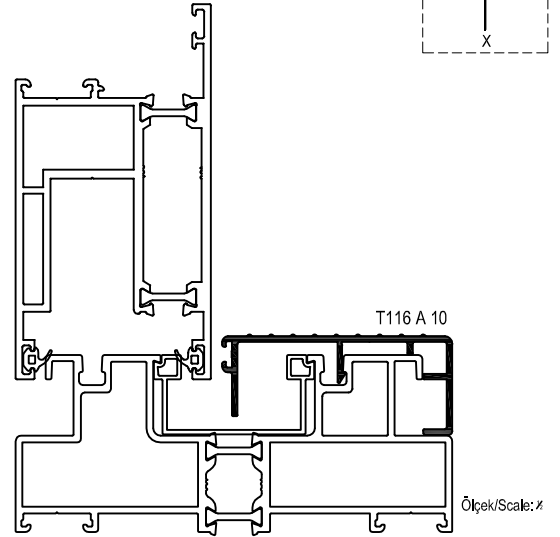
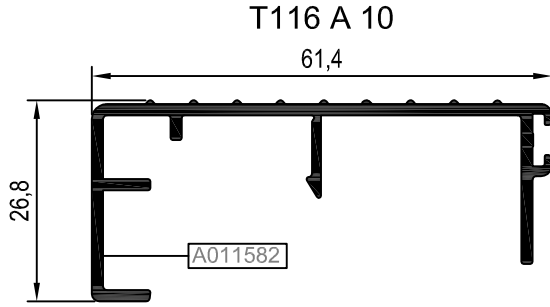
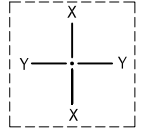
Ölçek/Scale: x

* AT116A04 PROFİLİ AT116V03 PROFİLİ İLE BİRLİKTE KULLANILMALIDIR.
PROFILE AT116A04 SHOULD BU USED WITH AT116V03 VENT PROFILE.

ADAPTÖR PROFİLLERİ
ADAPTER PROFILES

RST116

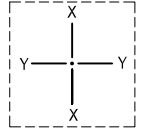
KOD / CODE	AĞIRLIK (kg/m) / WEIGHT	Jxx cm ⁴	Jyy cm ⁴	L m
AT116A10	0,553	---	---	6
AT116A11	0,567	---	---	6
T116 A 06	0,512	---	---	6



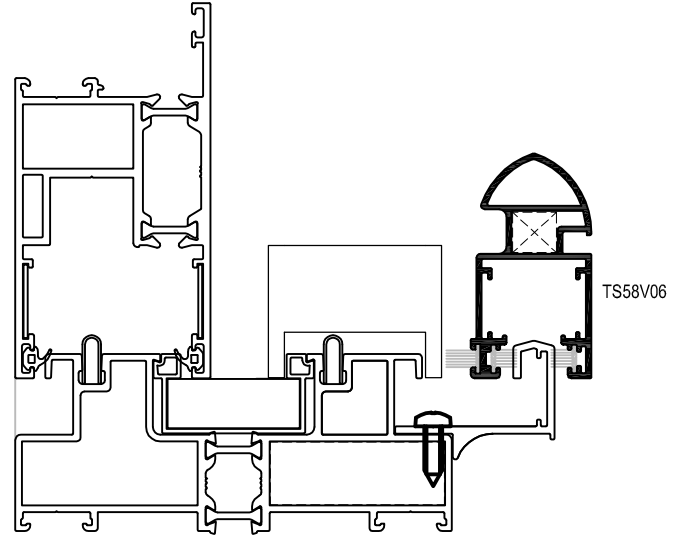
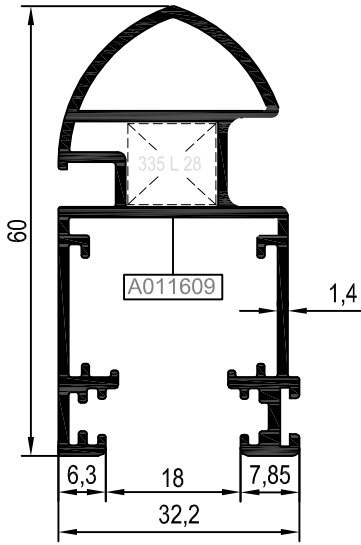
ADAPTÖR PROFİLLERİ
ADAPTER PROFILES

RST116

KOD / CODE	AĞIRLIK (kg/m) / WEIGHT	Jxx cm ⁴	Jyy cm ⁴	L m
TS58 V 06	0,917	4,270	10,506	6
T116 A 13	0,519	---	---	6
T116 A 14	0,566	---	---	6

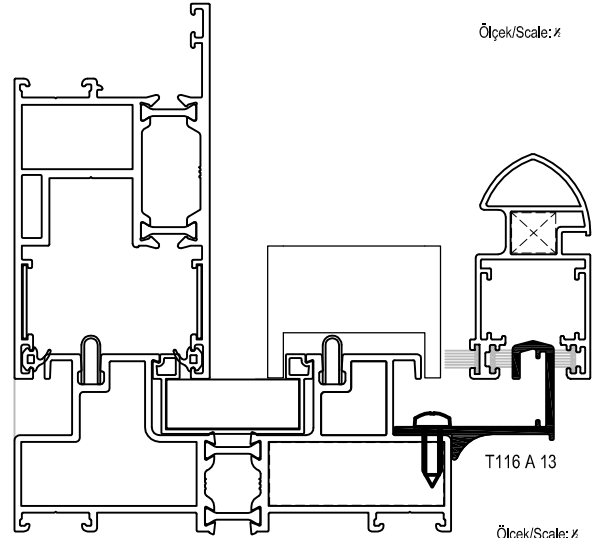
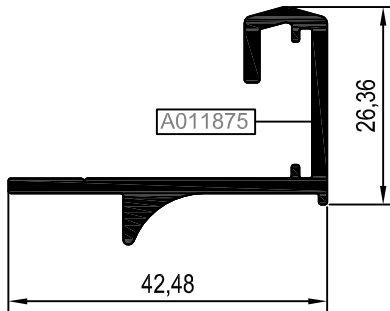


TS58 V 06



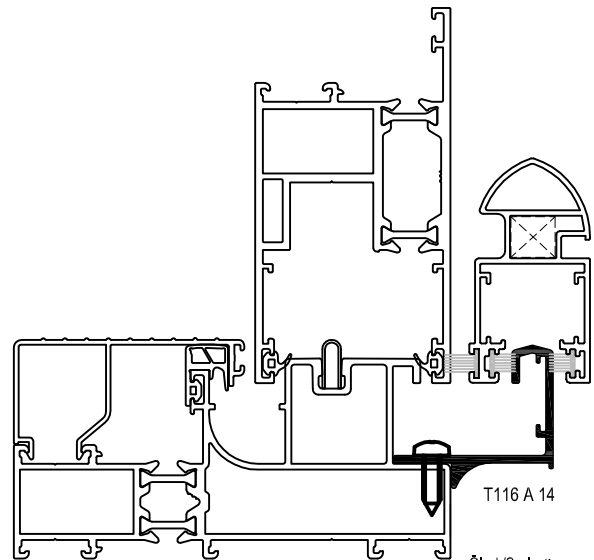
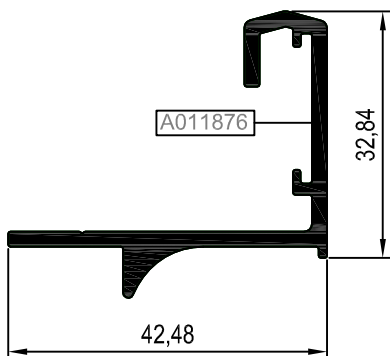
Ölçek/Scale: x

T116 A 13



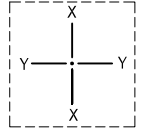
Ölçek/Scale: x

T116 A 14

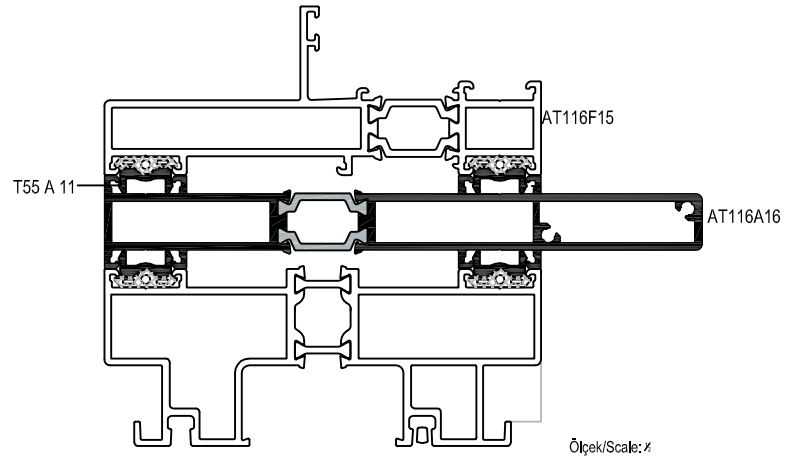
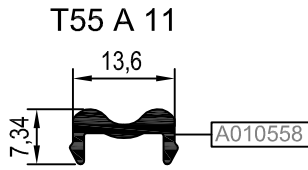
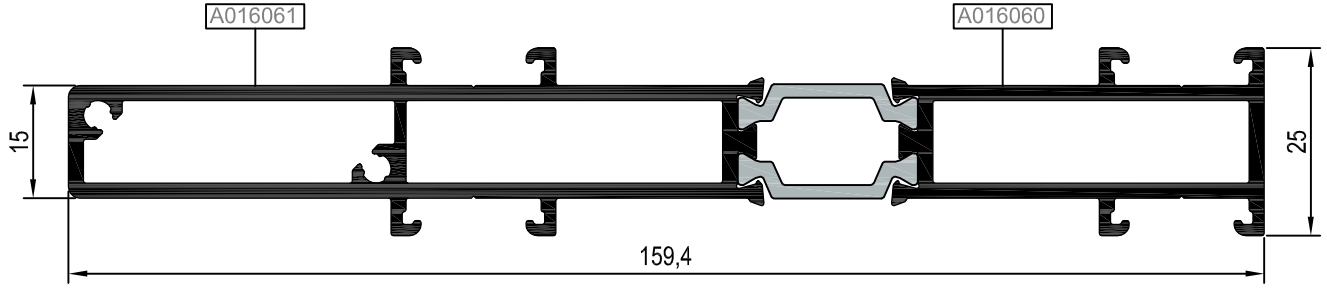


Ölçek/Scale: x

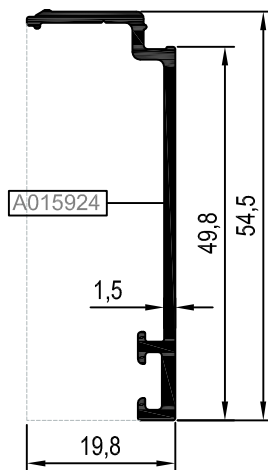
KOD / CODE	AĞIRLIK (kg/m) / WEIGHT	Jxx cm ⁴	Jyy cm ⁴	L m
AT116A16	2,348	148,376	3,636	6
T116 A 17	0,342	---	---	6
T55 A 11	0,127	---	---	6



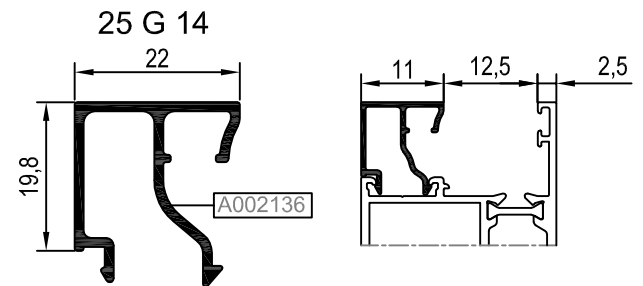
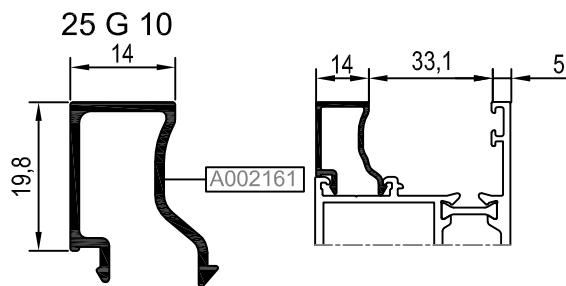
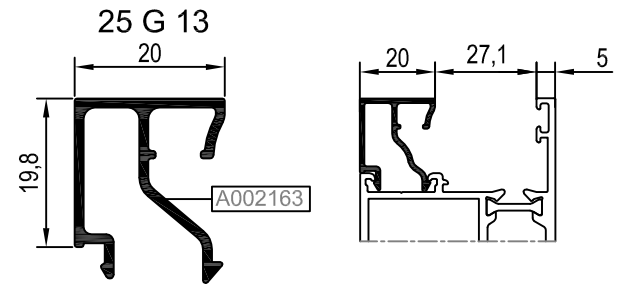
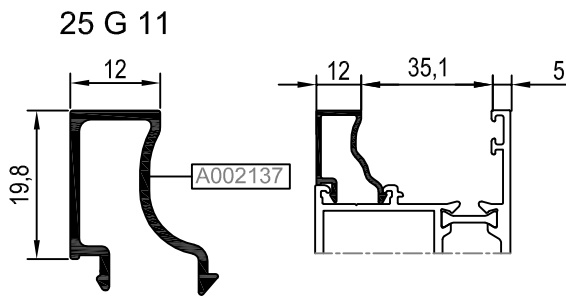
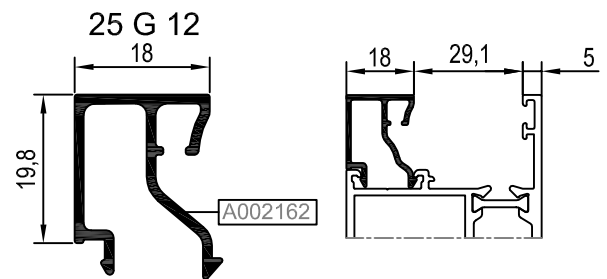
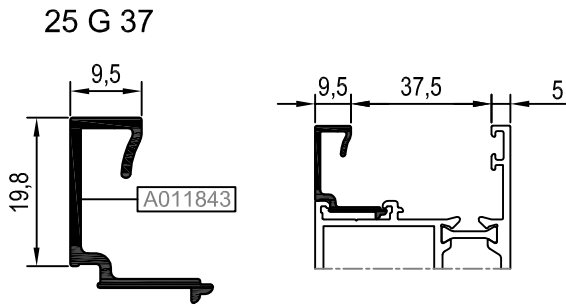
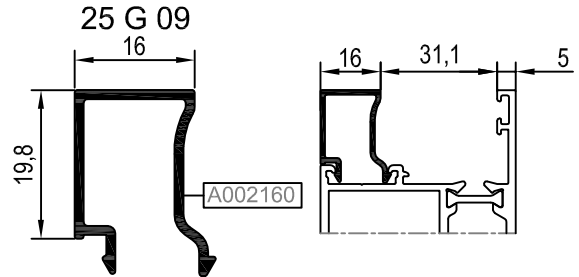
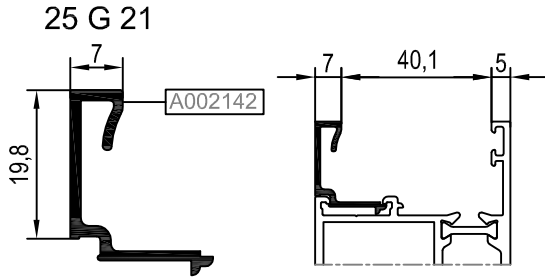
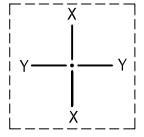
AT116A16



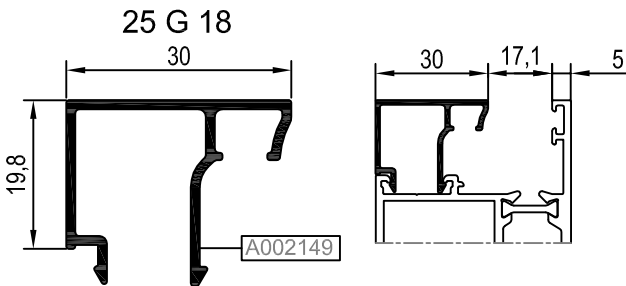
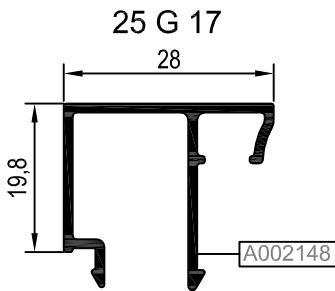
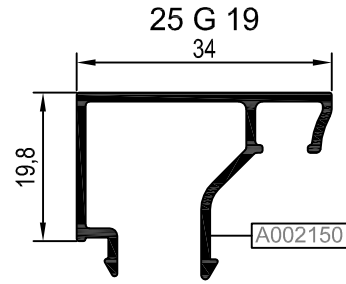
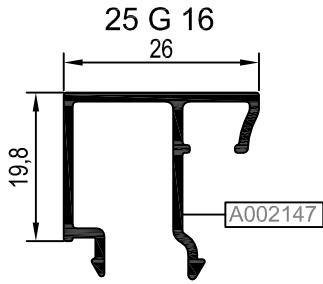
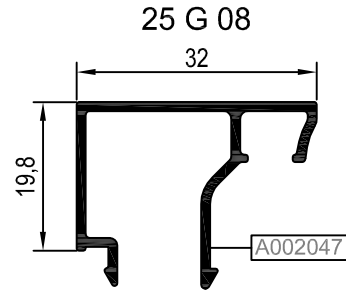
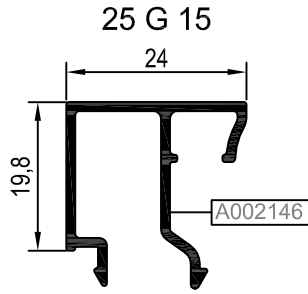
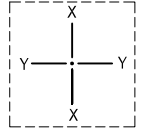
T116 A 17



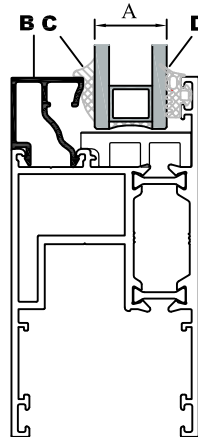
KOD / CODE	AĞIRLIK (kg/m) / WEIGHT	L m	KOD / CODE	AĞIRLIK (kg/m) / WEIGHT	L m
25 G 21	0,196	6	25 G 09	0,229	6
25 G 37	0,206	6	25 G 12	0,270	6
25 G 11	0,224	6	25 G 13	0,278	6
25 G 10	0,225	6	25 G 14	0,280	6



KOD / CODE	AĞIRLIK (kg/m) / WEIGHT	L m	KOD / CODE	AĞIRLIK (kg/m) / WEIGHT	L m
25 G 15	0,282	6	25 G 08	0,309	6
25 G 16	0,287	6	25 G 19	0,317	6
25 G 17	0,292	6			
25 G 18	0,300	6			



B, CAM ÇİTASI GLAZING BEAD	C, İÇ CAM FİTİLİ GLAZING GASKET	A, CAM KALINLIĞI GLASS THICKNESS	D, DIŞ CAM FİTİLİ GLAZING GASKET	CAM TAKOZU GLASS SUPPORT
25 G 19	01.17.04	5 mm	01.11.15	11.02.30
25 G 19	01.17.03	6 mm	01.11.15	11.02.30
25 G 08	01.17.04	7 mm	01.11.15	11.02.30
25 G 08	01.17.03	8 mm	01.11.15	11.02.30
25 G 18	01.17.04	9 mm	01.11.15	11.02.30
25 G 18	01.17.03	10 mm	01.11.15	11.02.30
25 G 17	01.17.04	11 mm	01.11.15	11.02.30
25 G 17	01.17.03	12 mm	01.11.15	11.02.30
25 G 16	01.17.04	13 mm	01.11.15	11.02.30
25 G 16	01.17.03	14 mm	01.11.15	11.02.30
25 G 15	01.17.04	15 mm	01.11.15	11.02.30
25 G 15	01.17.03	16 mm	01.11.15	11.02.30
25 G 14	01.17.04	17 mm	01.11.15	11.02.30
25 G 14	01.17.03	18 mm	01.11.15	11.02.30
25 G 13	01.17.04	19 mm	01.11.15	11.02.30
25 G 13	01.17.03	20 mm	01.11.15	11.02.30
25 G 12	01.17.04	21 mm	01.11.15	11.02.30
25 G 12	01.17.03	22 mm	01.11.15	11.02.30
25 G 09	01.17.04	23 mm	01.11.15	11.02.30
25 G 09	01.17.03	24 mm	01.11.15	11.02.30
25 G 10	01.17.04	25 mm	01.11.15	11.02.30
25 G 10	01.17.03	26 mm	01.11.15	11.02.30
25 G 11	01.17.04	27 mm	01.11.15	11.02.30
25 G 11	01.17.03	28 mm	01.11.15	11.02.30
25 G 37	01.17.05	29 mm	01.11.15	11.02.31
25 G 37	01.17.04	30 mm	01.11.15	11.02.31
25 G 21	01.17.05	31 mm	01.11.15	11.02.31
25 G 21	01.17.04	32 mm	01.11.15	11.02.31
25 G 21	01.17.03	33 mm	01.11.15	11.02.31



KÖŞE TAKOZLARI VE ORTA KAYIT BAĞLANTI PROFİLLERİ
CORNER CLEATS AND MULLION CONNECTION PROFILES

RST116

PROFİL KODU (PROFILE CODE)	25 L 32	25 L 38	25 J 15	
FABRİKA KODU (FACTORY CODE)	A002430	A002074	A011015	
AĞIRLIK (WEIGHT)	3,702 kg/m	4,854 kg/m	1,029 kg/m	
ÇİZİM (DRAWING)				

KÖŞE TAKOZLARI (CORNER CLEATS)				
Nr		L m	KESİM ÖLÇÜSÜ CUTTING SIZE	AKS. KODU ACS. CODE
AT116F01	A010917	25 L 38(A002074)	45,9 mm	204 L 38
	A010918	25 L 38(A002074)		
AT116F02	A011009	25 L 38(A002074)	29,9 mm	192 L 38
	A011010	25 L 38(A002074)	62,4 mm	229 L 38
AT116F04	A011009	25 L 38(A002074)	29,9 mm	192 L 38
	A011073	25 L 38(A002074)	62,4 mm	229 L 38
AT116F05	A011289	25 L 38(A002074)	46,5 mm	154 L 38
	A011288	25 L 38(A002074)		
AT116F07	A011289	25 L 38(A002074)	46,5 mm	154 L 38
	A011562	25 L 38(A002074)	44,4 mm	144 L 38
	A011288	25 L 38(A002074)	46,5 mm	154 L 38
AT116F13	A011999	25 L 38(A002074)	54,1 mm	348 L 38
	A011288	25 L 38(A002074)	46,5 mm	154 L 38
AT116F14	A011999	25 L 38(A002074)	54,1 mm	348 L 38
	A011562	25 L 38(A002074)	44,4 mm	144 L 38
	A011288	25 L 38(A002074)	46,5 mm	154 L 38

KÖŞE TAKOZLARI (CORNER CLEATS)				
Nr		L m	KESİM ÖLÇÜSÜ CUTTING SIZE	AKS. KODU ACS. CODE
AT116F15	A002038	25 L 13 (A002058)	17,7 mm	120 L 13
	A015923	25 L 13 (A002058)	66,1 mm	350 L 13
AT116F16	A011009	25 L 38(A002074)	29,9 mm	192 L 38
	A016080	25 L 38(A002074)	62,4 mm	229 L 38
AT116F17	A011009	25 L 38(A002074)	29,9 mm	192 L 38
	A016081	25 L 38(A002074)	62,4 mm	229 L 38
AT116V01	A010920	25 L 38(A002074)	29,1 mm	181 L 38
AT116V02	A011286	25 L 38(A002074)	29,1 mm	181 L 38
AT116V03	A011583	25 L 38(A002074)	29,1 mm	181 L 38
		25 L 32(A002430)	5,0 mm	312 L 32
AT116V05	A010920	25 L 38(A002074)	29,1 mm	181 L 38

ORTA KAYIT BAĞLANTI (MULLION CONNECTION PIECE)				
Nr		L m	KESİM ÖLÇÜSÜ CUTTING SIZE	AKS. KODU ACS. CODE
AT116F03	A011012	25 J 15 (A011015)	66,2 mm	220 J 15
AT116M02	A011009	25 J 15 (A011015)	16,8 mm	214 J 15
AT116M03	A011009	25 J 15 (A011015)	16,8 mm	214 J 15

STOKTA BULUNAN SİSTEM PROFİLLERİNİN LİSTESİ (LIST OF SYSTEM PROFILES IN STOCK)

Nr		MIN. SİPARİŞ MİKTARI MIN. ORDER QUANTITY
AT116F03	A011012	75 kg
	A011013	75 kg
AT116F05	A011289	75 kg
	A011288	75 kg
AT116F16	A011009	75 kg
	A016080	75 kg
AT116F07	A011289	75 kg
	A011562	75 kg
	A011288	75 kg
AT116V01	A010919	75 kg
	A010920	75 kg
AT116V02	A011286	75 kg
	A011287	75 kg
AT116V05	A011727	75 kg
	A010920	75 kg
T116 A 01	A010921	75 kg
T116 A 06	A011011	75 kg

* STOKTA BULUNMAYAN TÜM PROFİLLER İÇİN MİNİMUM SİPARİŞ MİKTARI 300 KG'DİR.
MINIMUM ORDER QUANTITY FOR ALL THE PROFILES THAT ARE NOT IN STOCK IS 300 KG.

MİMARİ KATALOG

ARCHITECTURAL CATALOGUE

Alüminyum Kapı Pencere ve Giydirme Cephe Sistemleri
Aluminium Window Doors and Facade Systems



Rescara Sistem Detayları
Rescara System Details

RST116

DETAYLAR

DETAILS

11

12

13

14

15

16

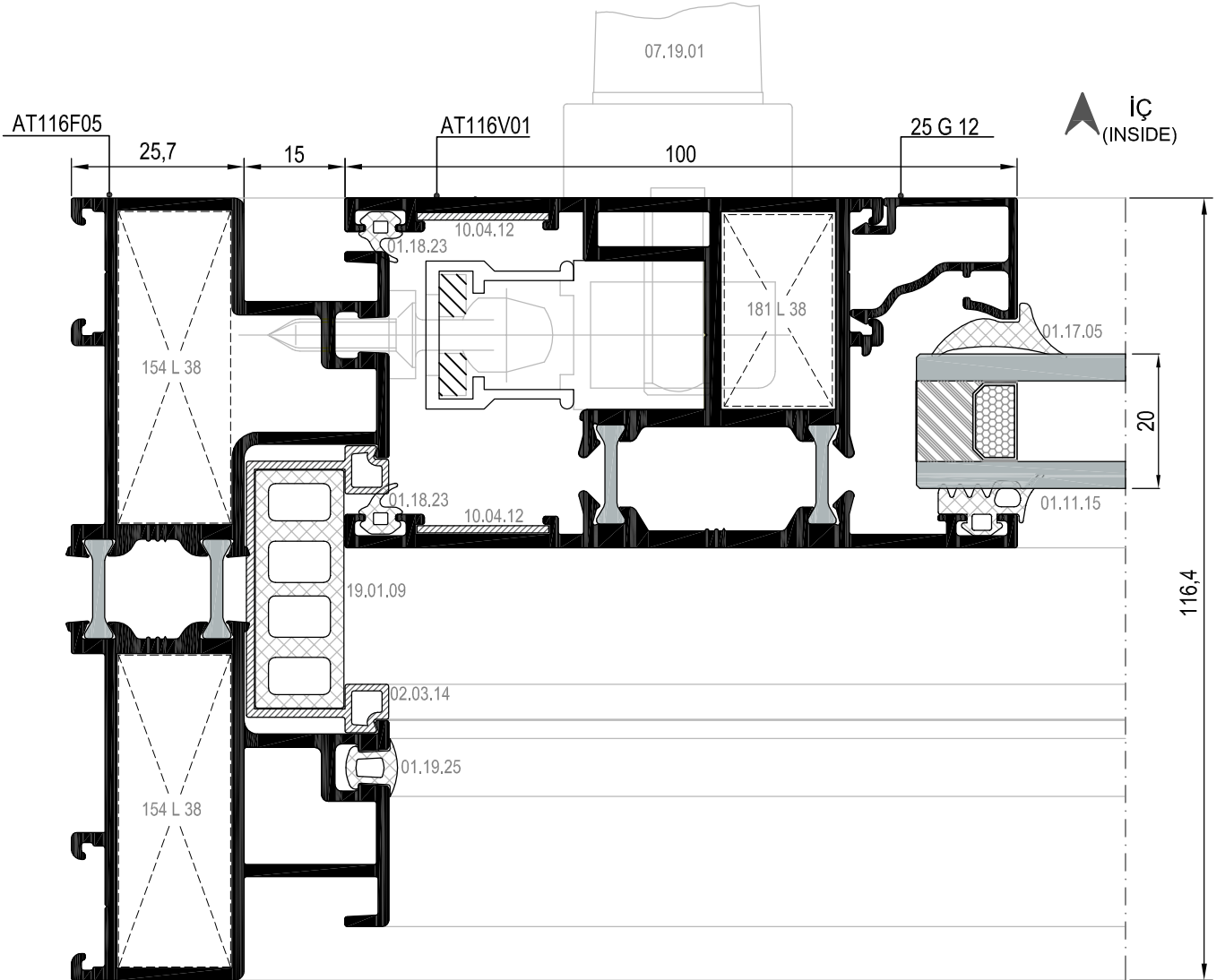
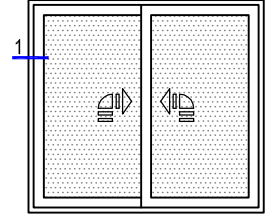
17

18

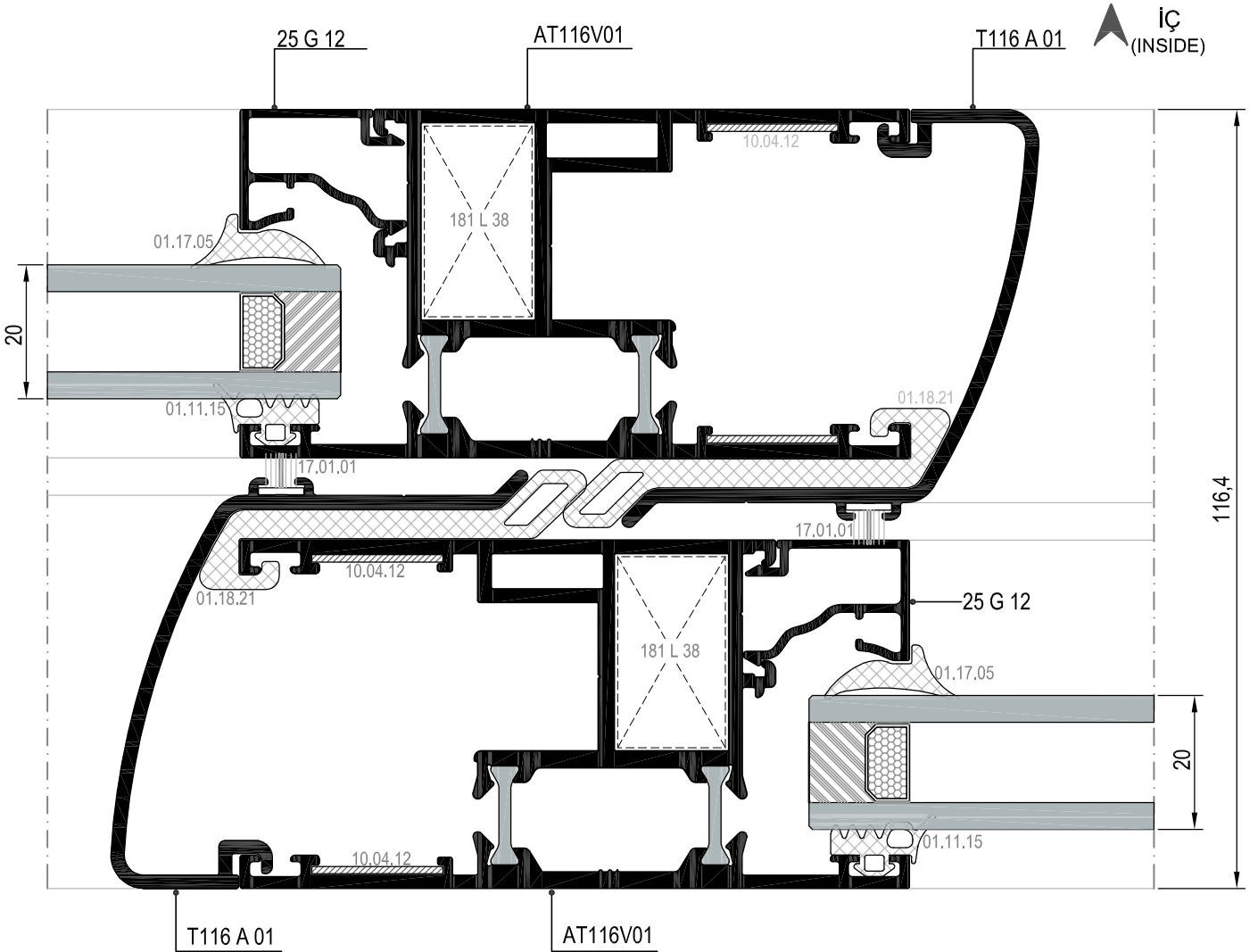
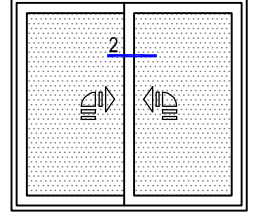
19

20

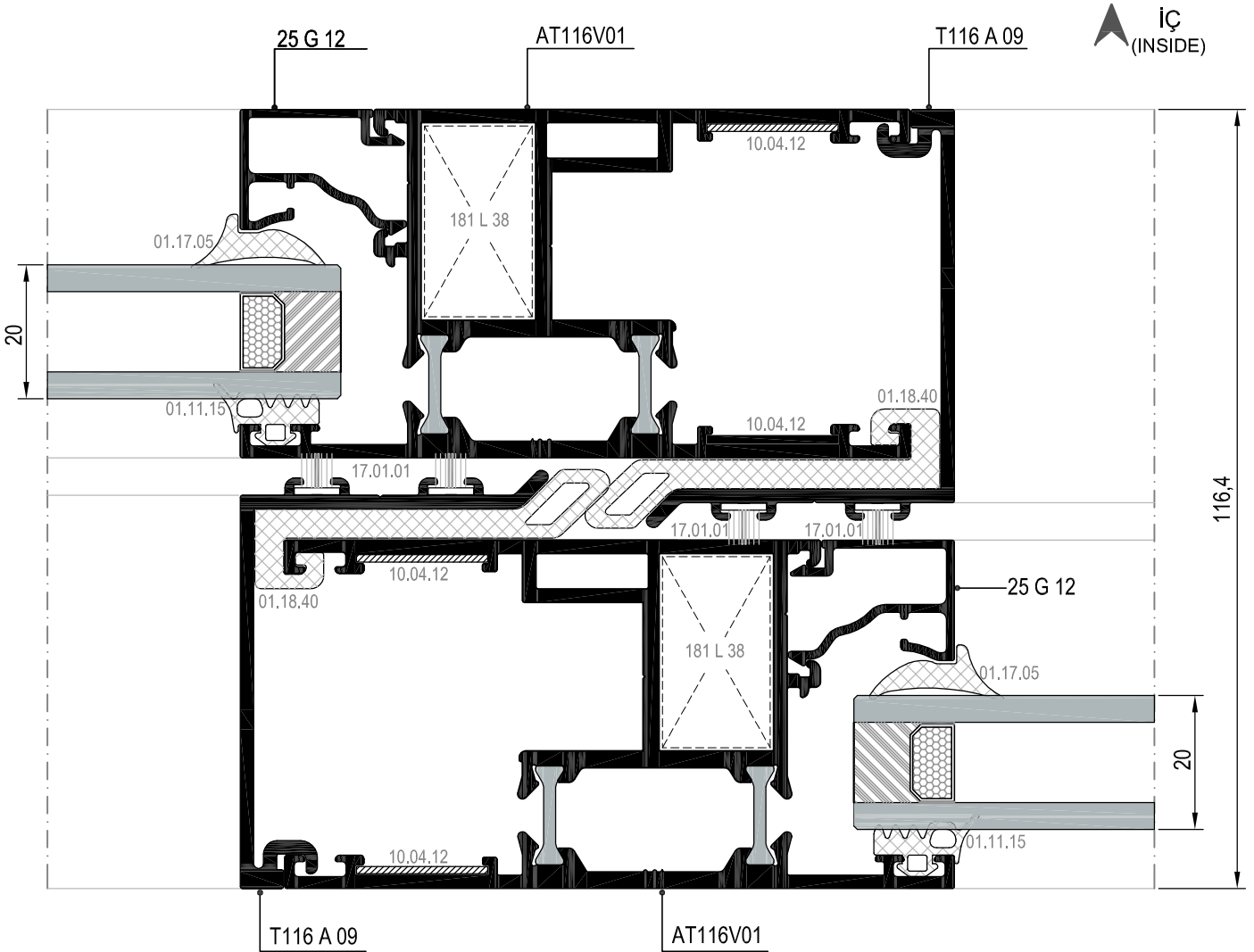
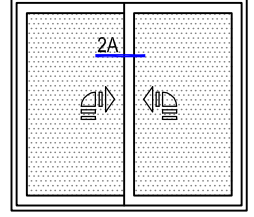
KALDIRI SÜR DETAYI
LIFT&SLIDE DETAIL



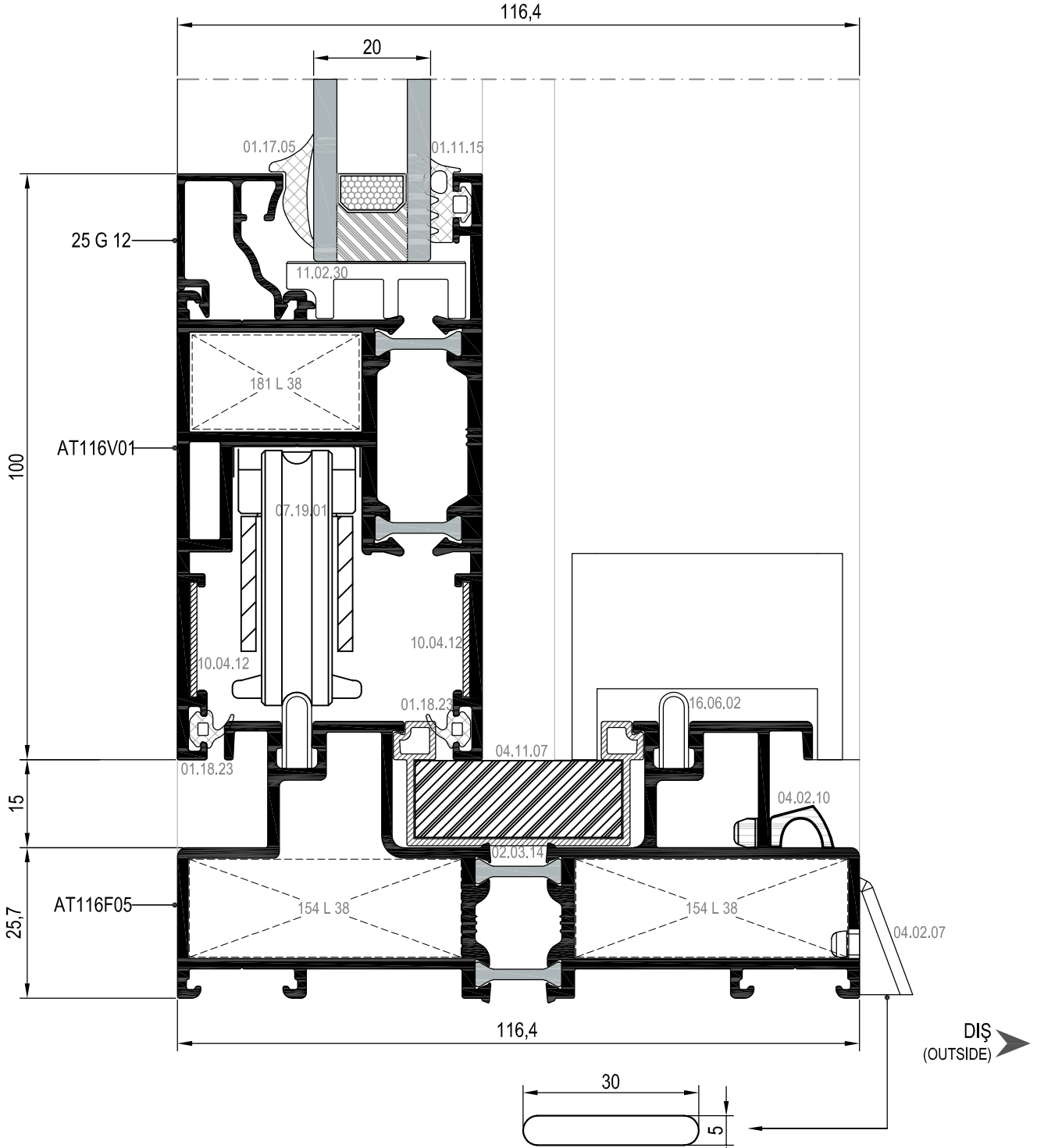
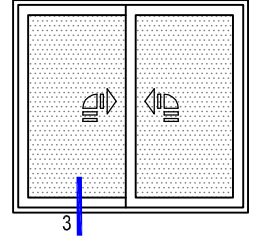
KALDIRI SÜR DETAYI
LIFT&SLIDE DETAIL



KALDIRI SÜR DETAYI
LIFT&SLIDE DETAIL



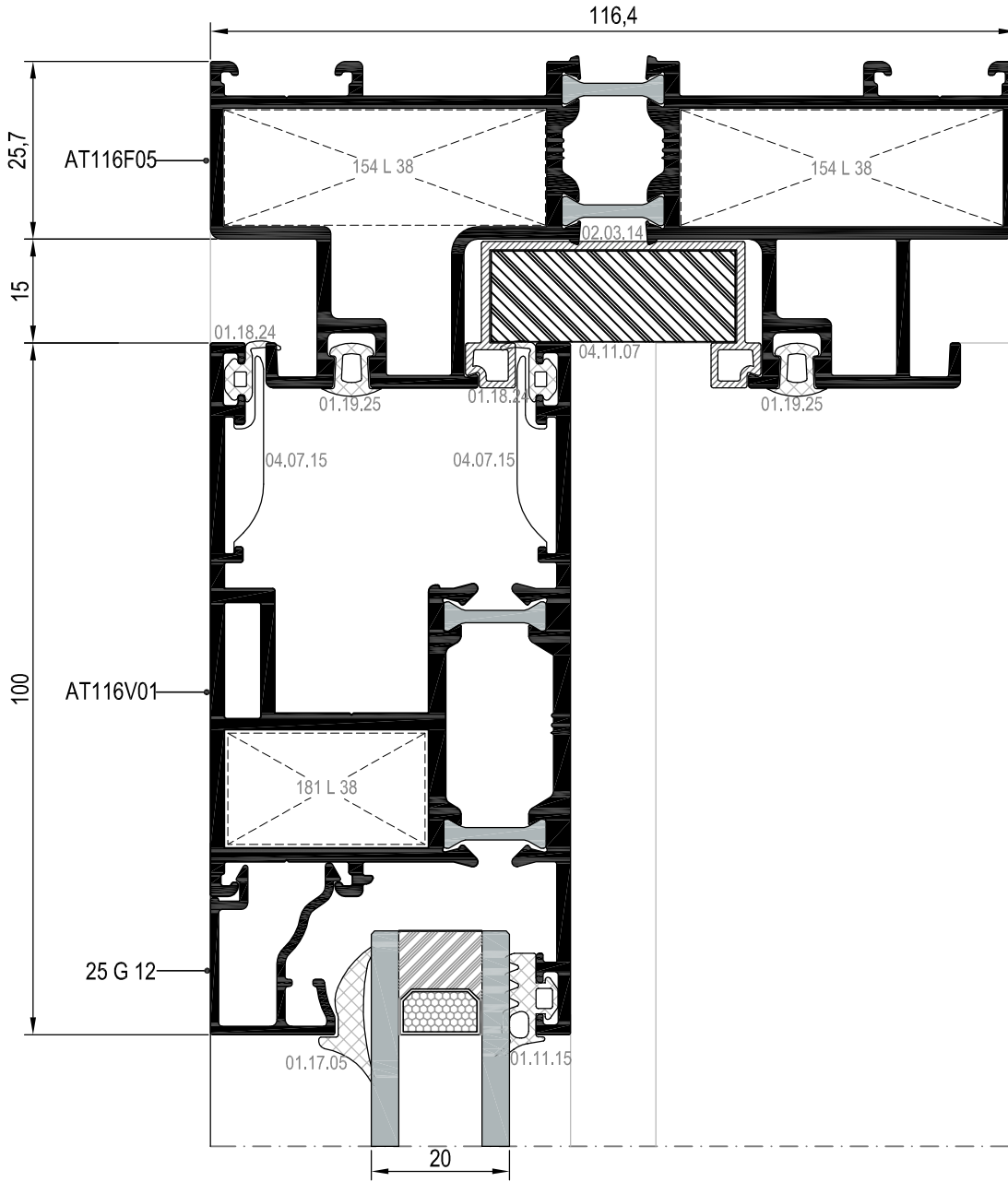
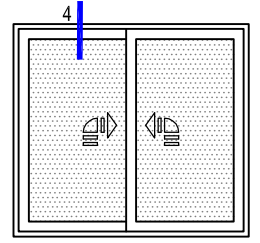
KALDIRI SÜR DETAYI
LIFT&SLIDE DETAIL



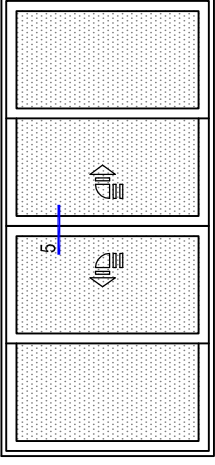
③ DETAYI
DETAIL

TAHLİYE DELİĞİNİN ÖLÇÜLERİ
DRAINAGE HOLE DIMENSIONS

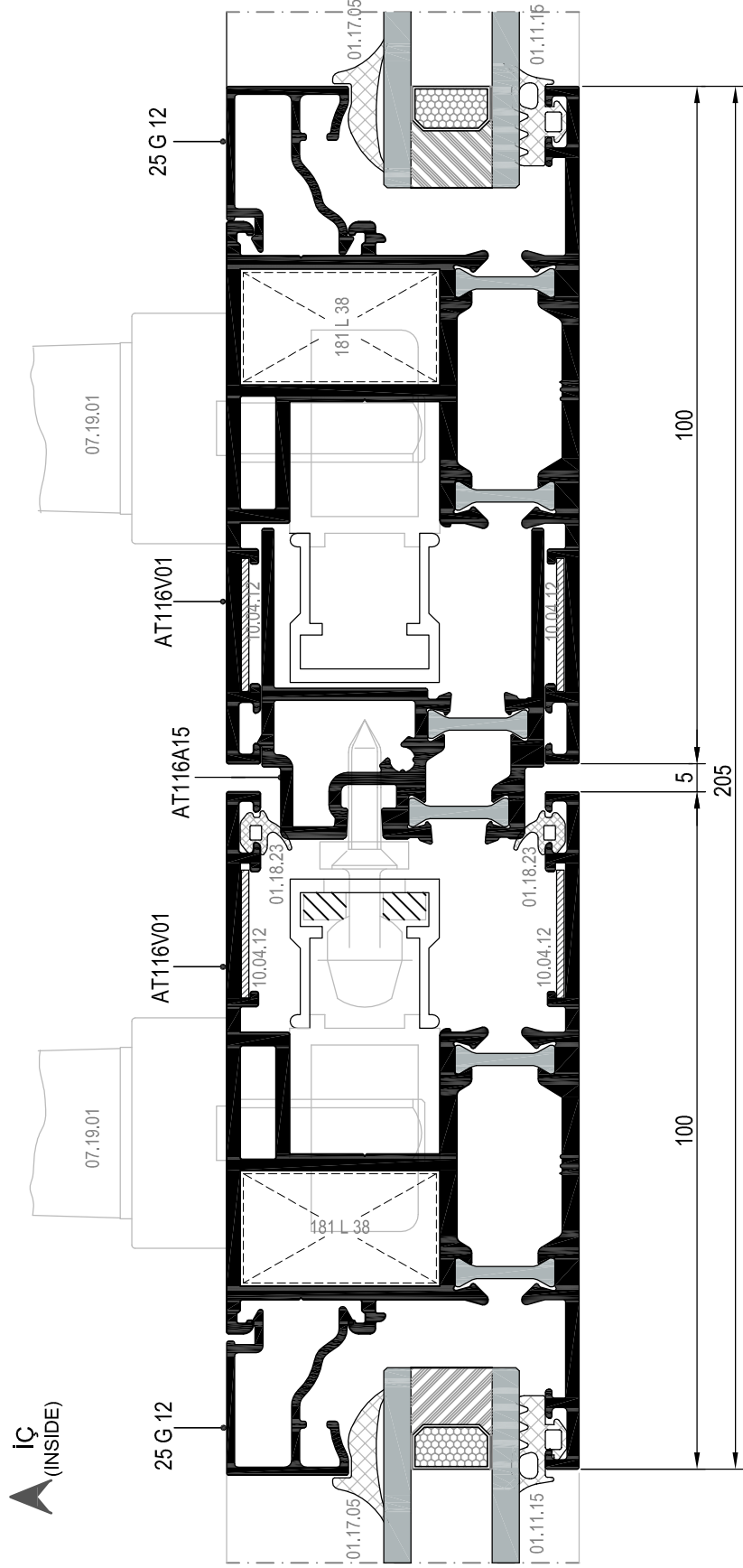
KALDIRI SÜR DETAYI
LIFT&SLIDE DETAIL



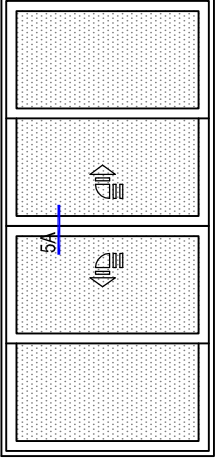
DIŞ
(OUTSIDE) →



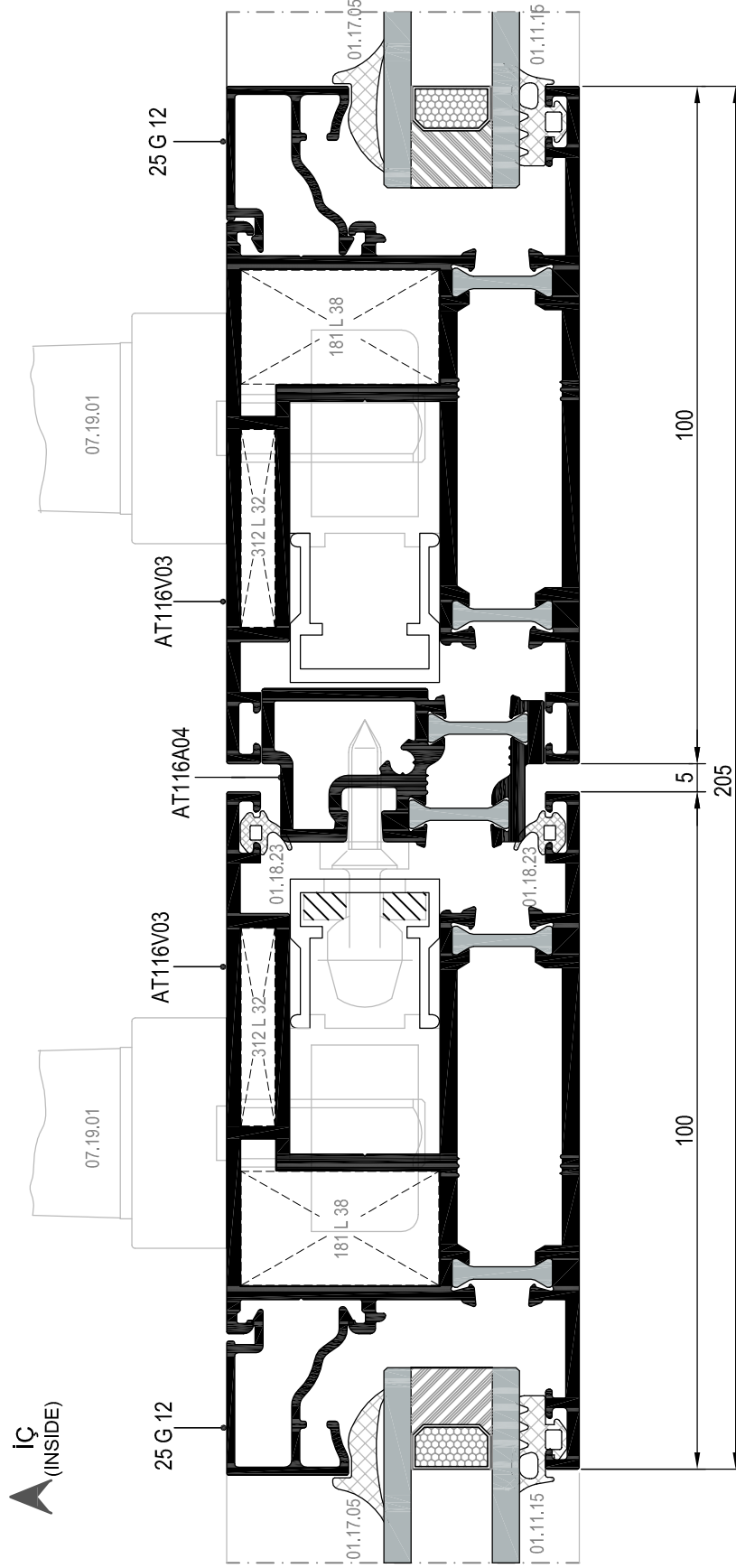
KALDIR SÜR DETAYI
LIFT&SLIDE DETAIL



DETAYI
DETAIL
⑤



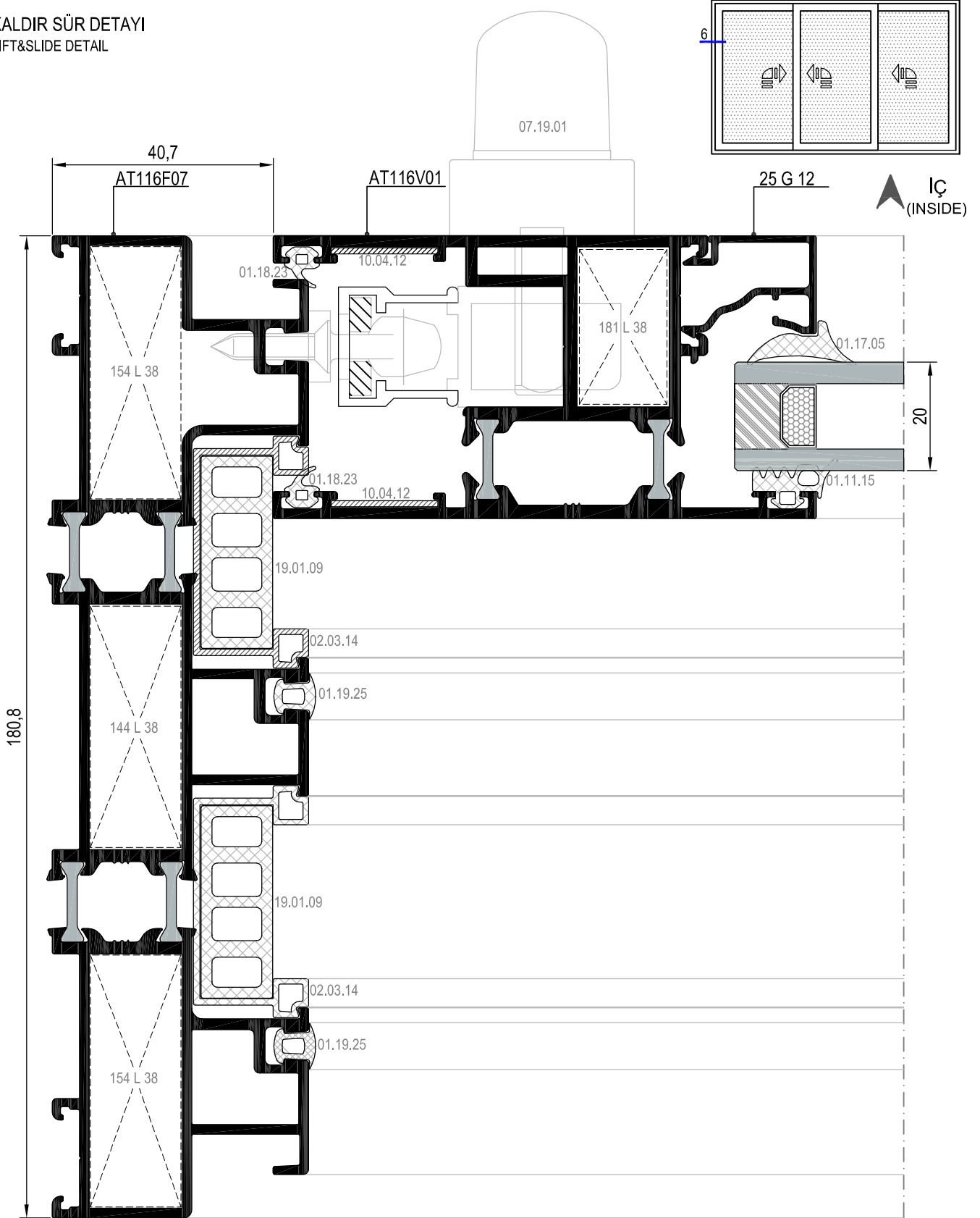
KALDIR SÜR DETAYI
LIFT&SLIDE DETAIL



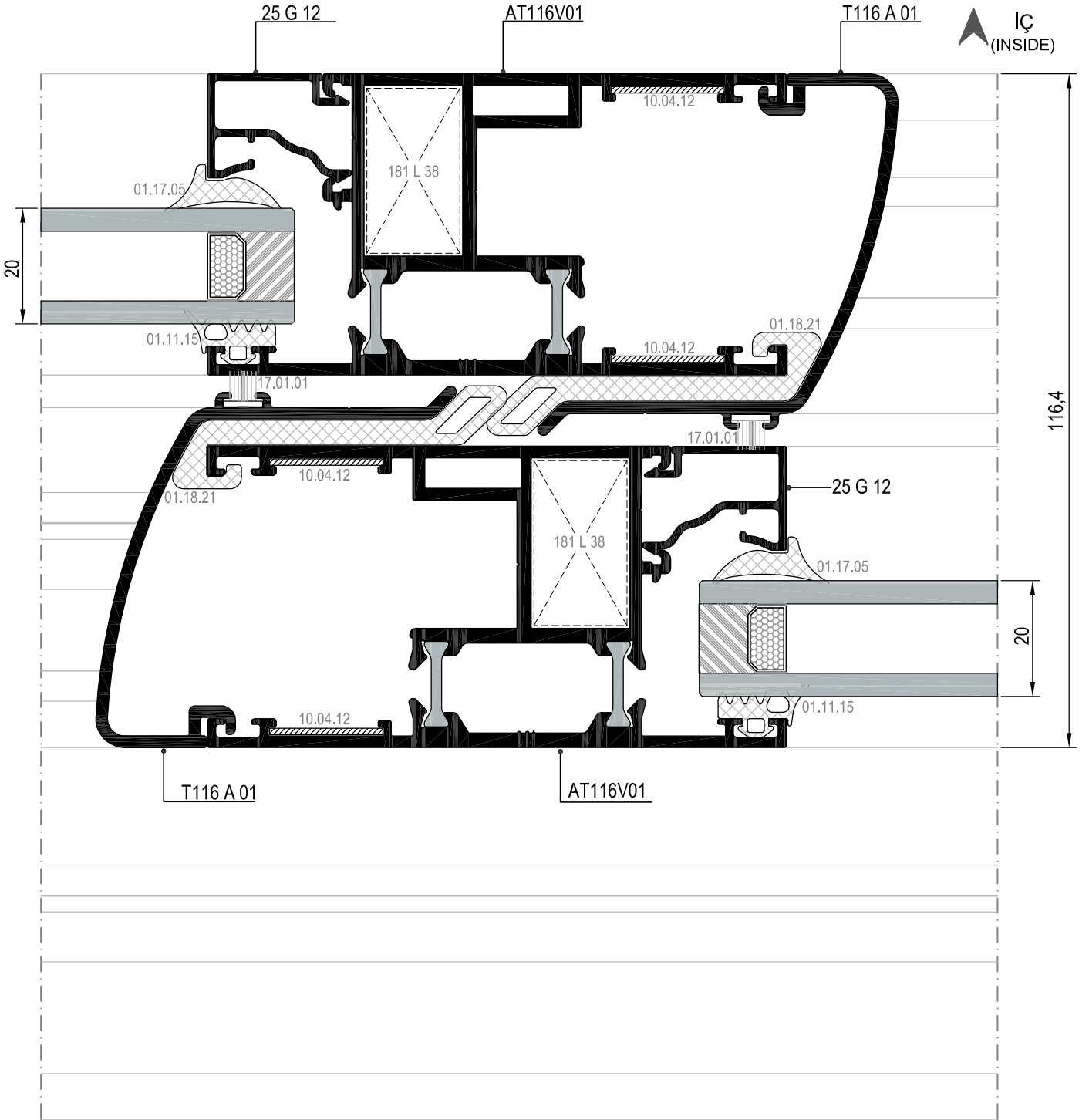
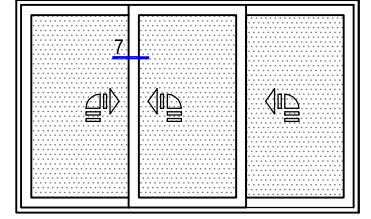
* AT116V03 PROFİLİ AT116A04 PROFİLİ İLE BİRLİKTE KULLANILMALIDIR.
PROFILE AT116V03 SHOULD BU USED WITH AT116A04 VENT PROFILE.

DETAYI
DETAIL
5A

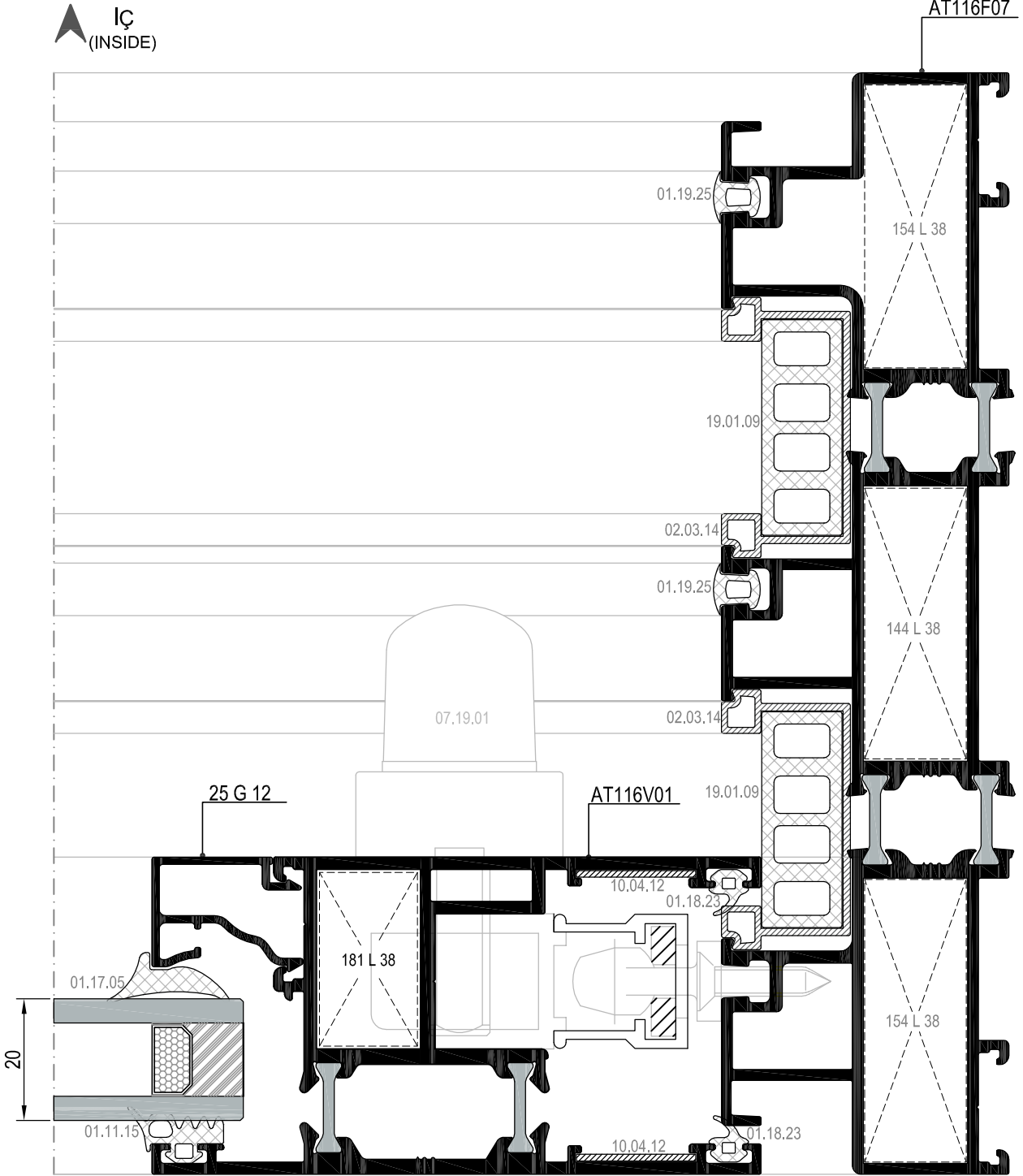
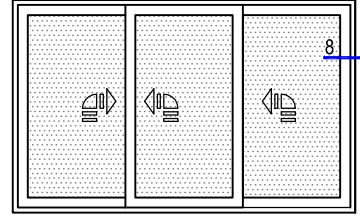
KALDIRI SÜR DETAYI
LIFT&SLIDE DETAIL



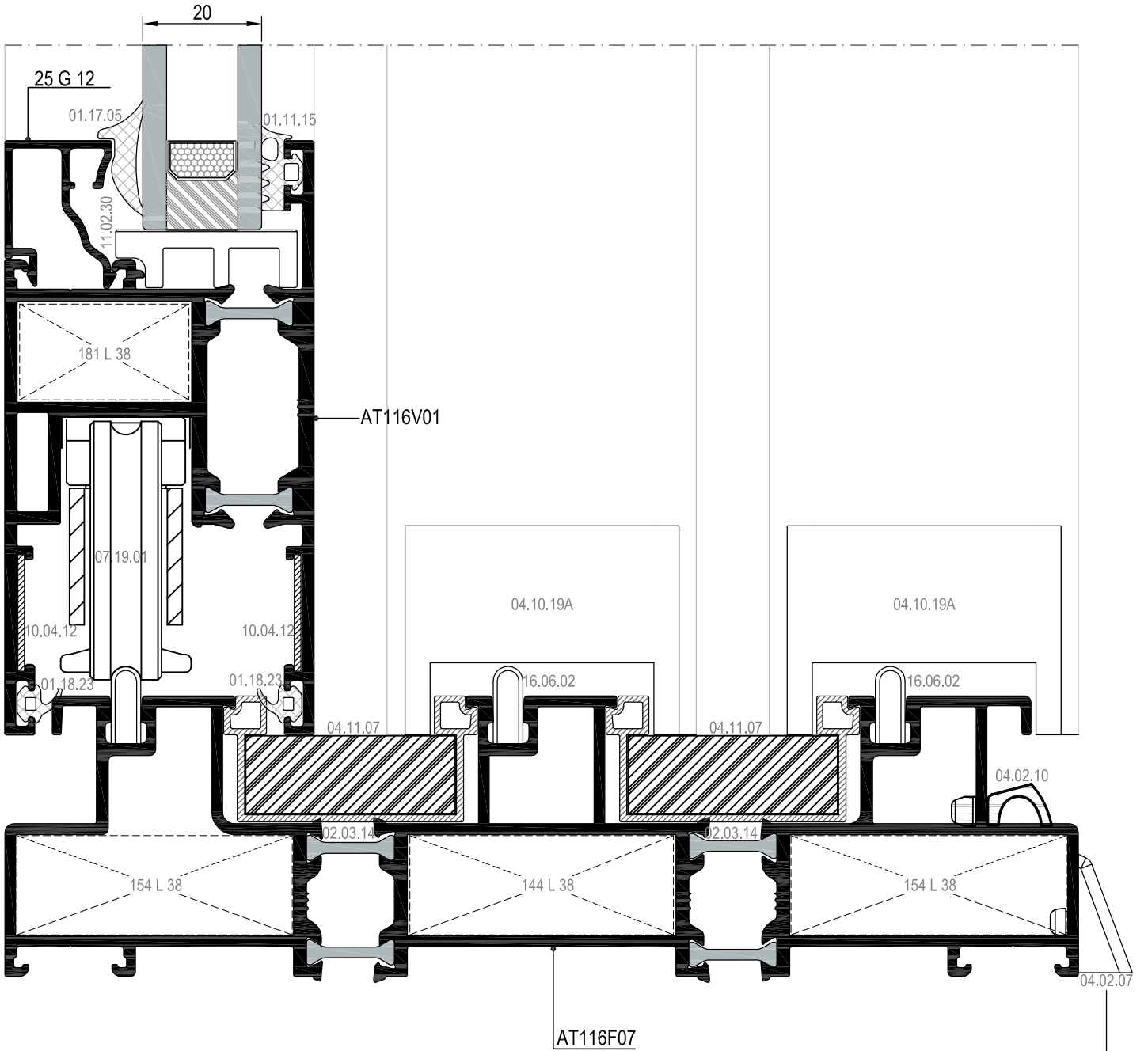
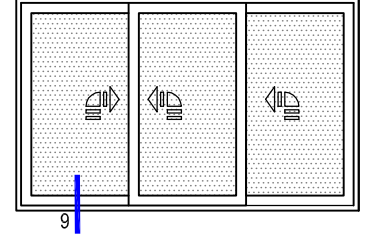
KALDIRI SÜR DETAYI
LIFT&SLIDE DETAIL



KALDIRI SÜR DETAYI
LIFT&SLIDE DETAIL



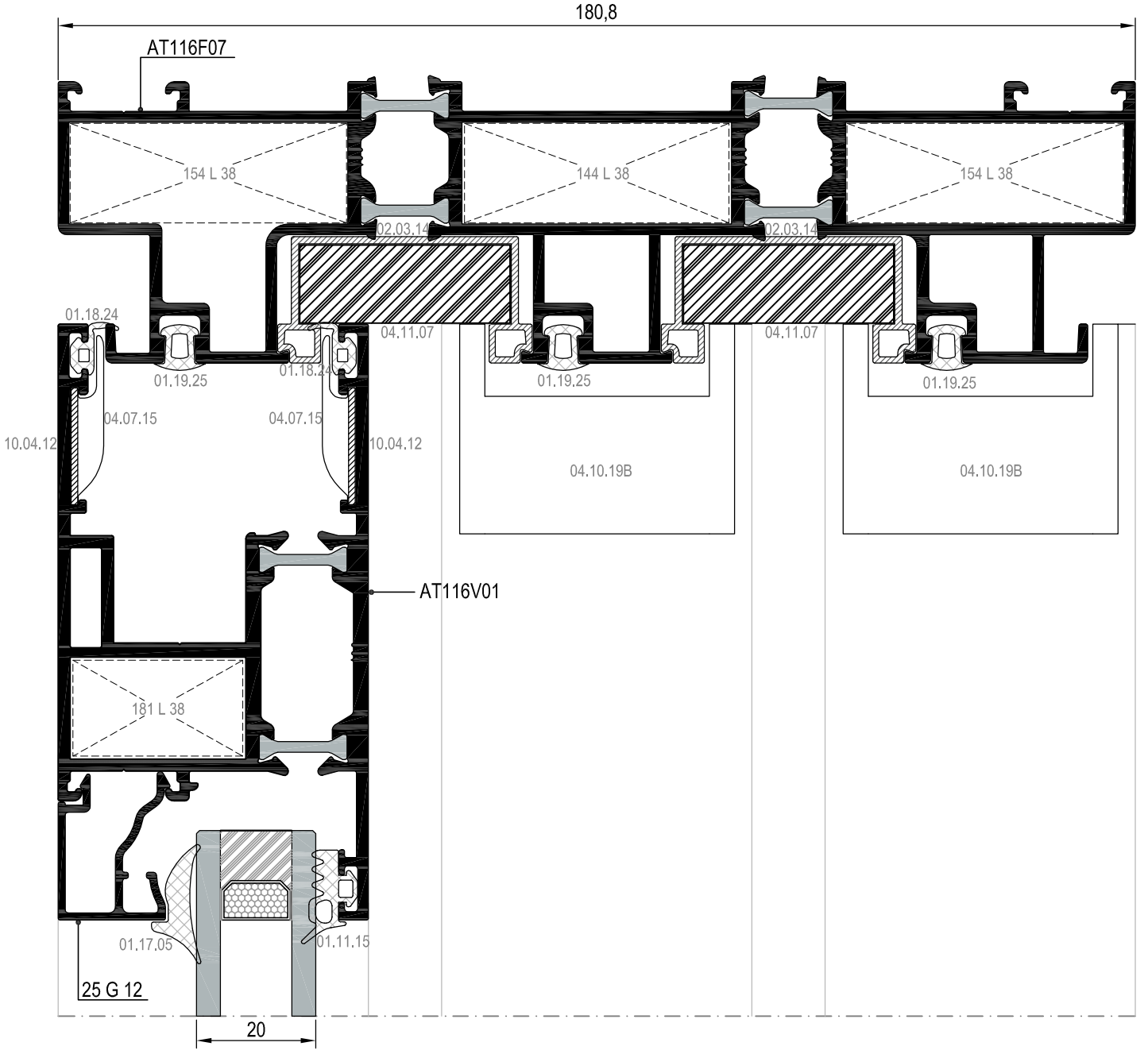
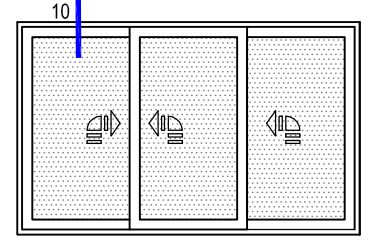
KALDIRI SÜR DETAYI
LIFT&SLIDE DETAIL



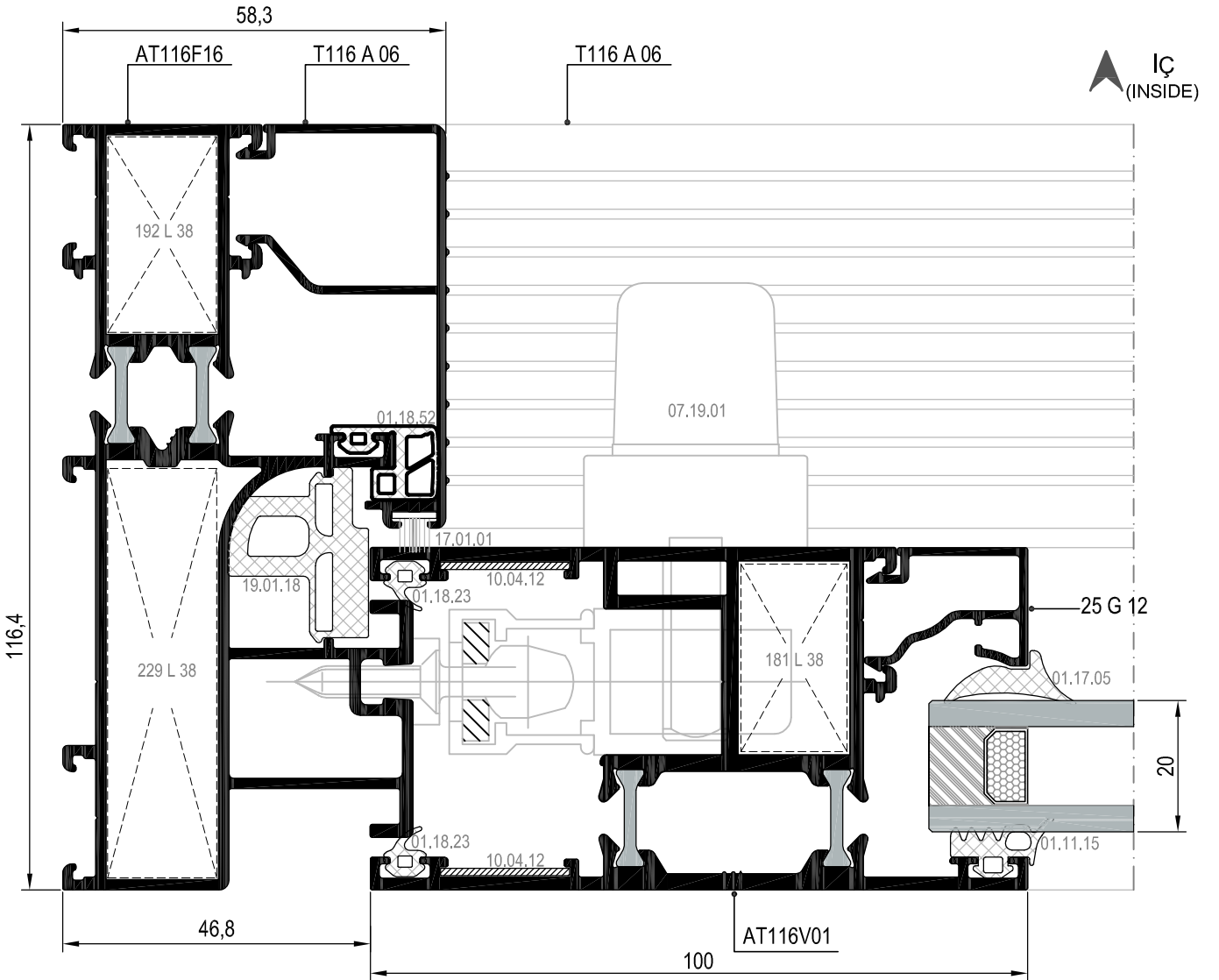
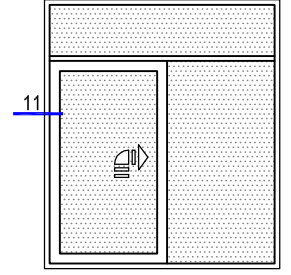
⑨ DETAYI
DETAIL

TAHLİYE DELİĞİNİN ÖLÇÜLERİ
DRAINAGE HOLE DIMENSIONS

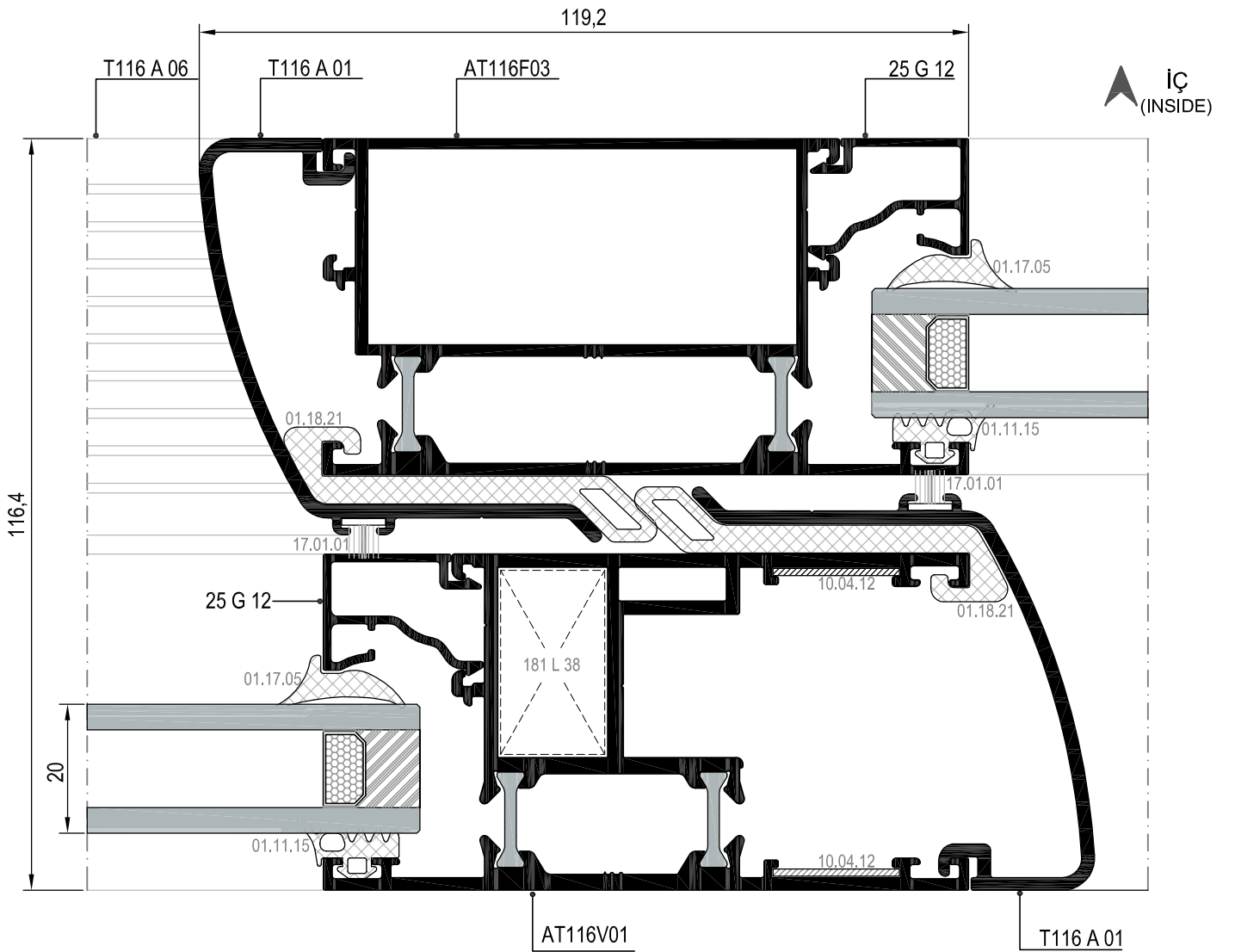
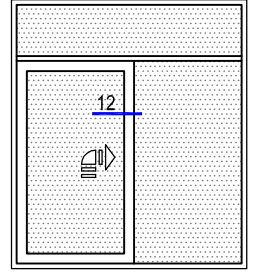
KALDIRI SÜR DETAYI
LIFT&SLIDE DETAIL



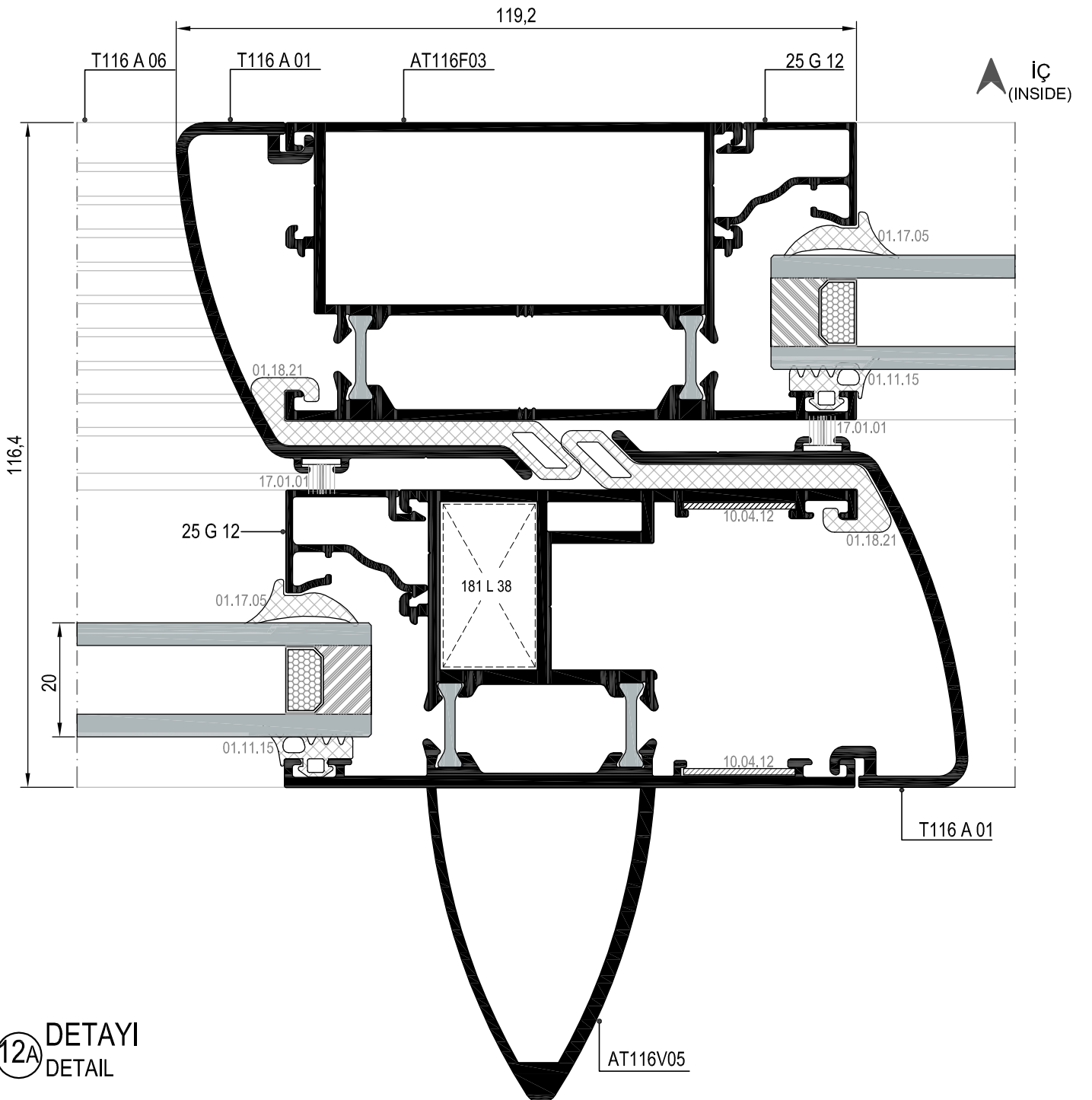
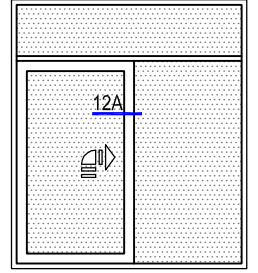
KALDIRI SÜR DETAYI (MONORAY)
LIFT&SLIDE DETAIL (MONORAIL)



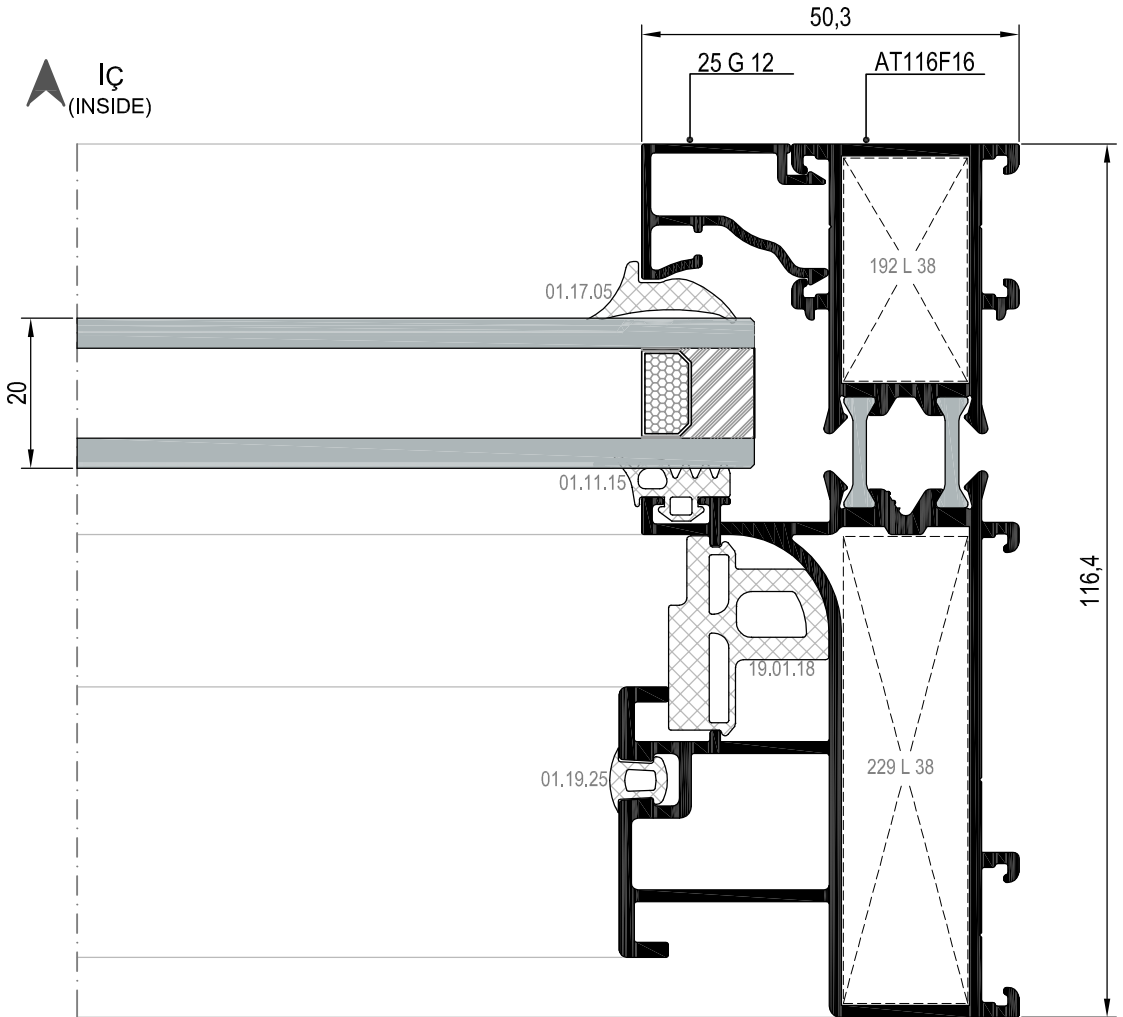
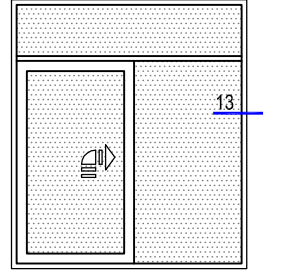
KALDIRI SÜR DETAYI (MONORAY)
LIFT&SLIDE DETAIL (MONORAIL)



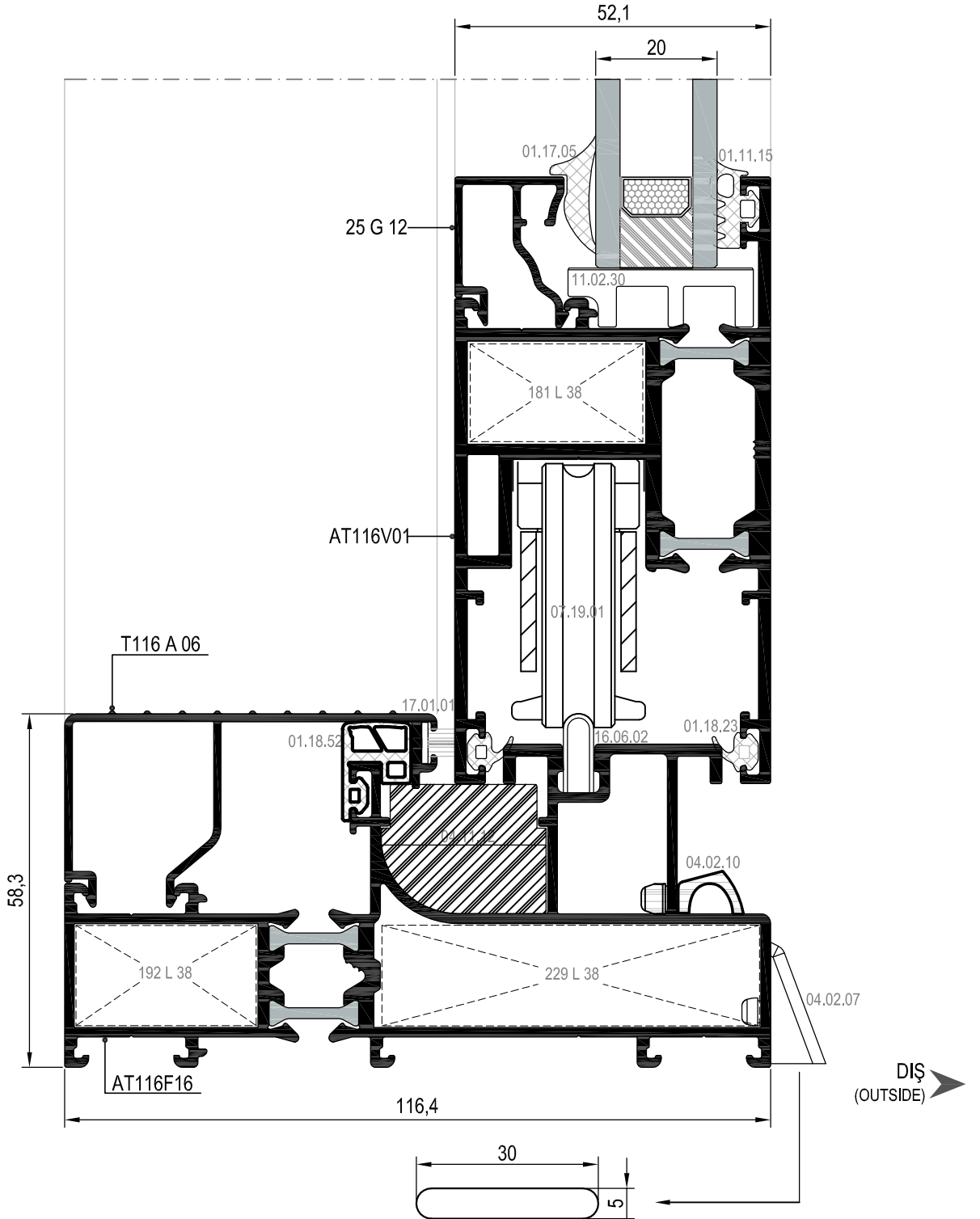
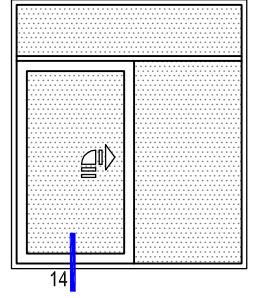
KALDIRI SÜR DETAYI (MONORAY)
LIFT&SLIDE DETAIL (MONORAIL)



KALDIR SÜR DETAYI (MONORAY)
LIFT&SLIDE DETAIL (MONORAIL)



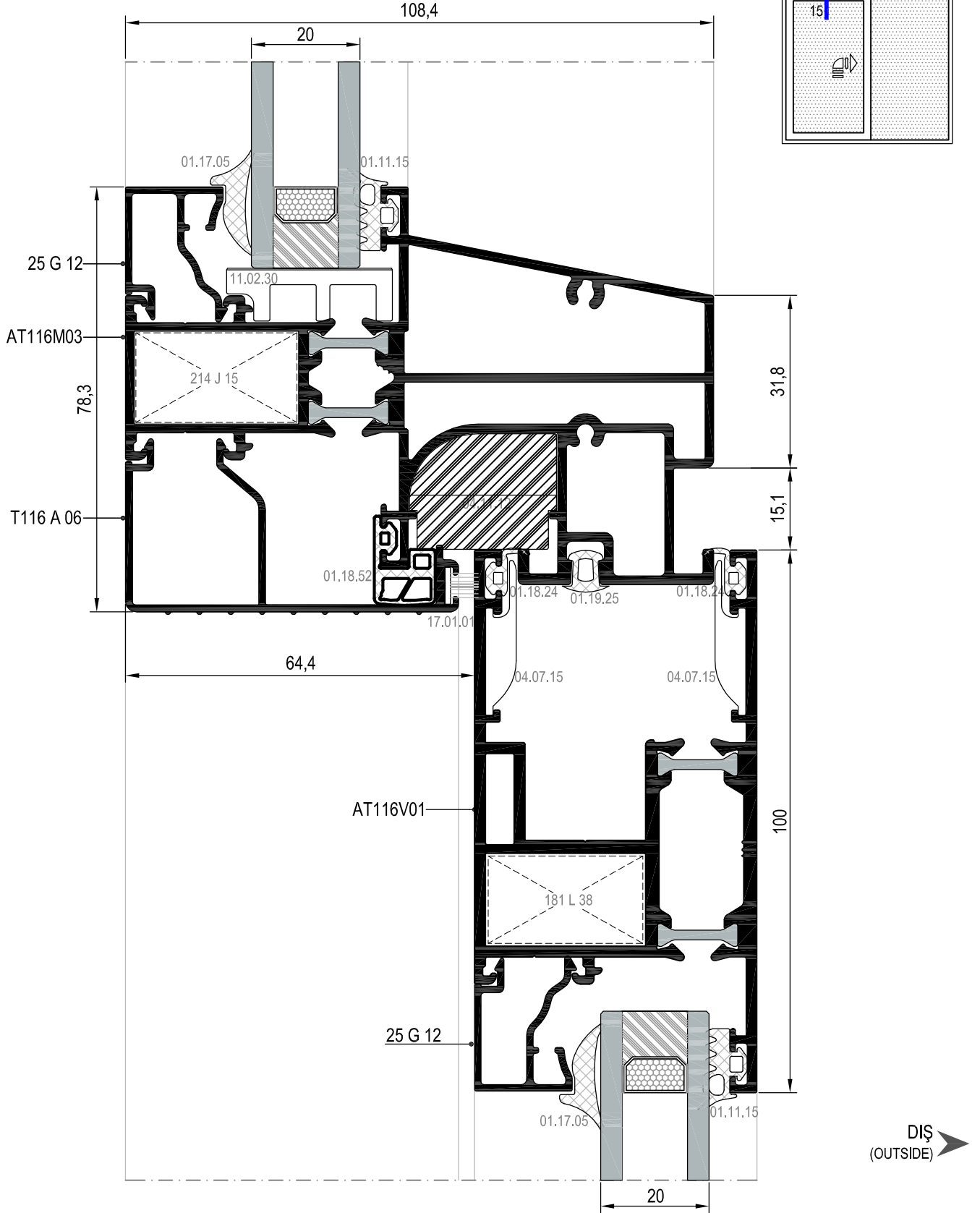
KALDIRI SÜR DETAYI (MONORAY)
LIFT&SLIDE DETAIL (MONORAIL)



14 DETAYI
DETAIL

TAHLİYE DELİĞİNİN ÖLÇÜLERİ
DRAINAGE HOLE DIMENSIONS

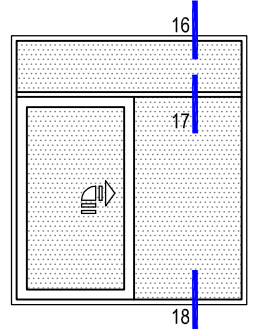
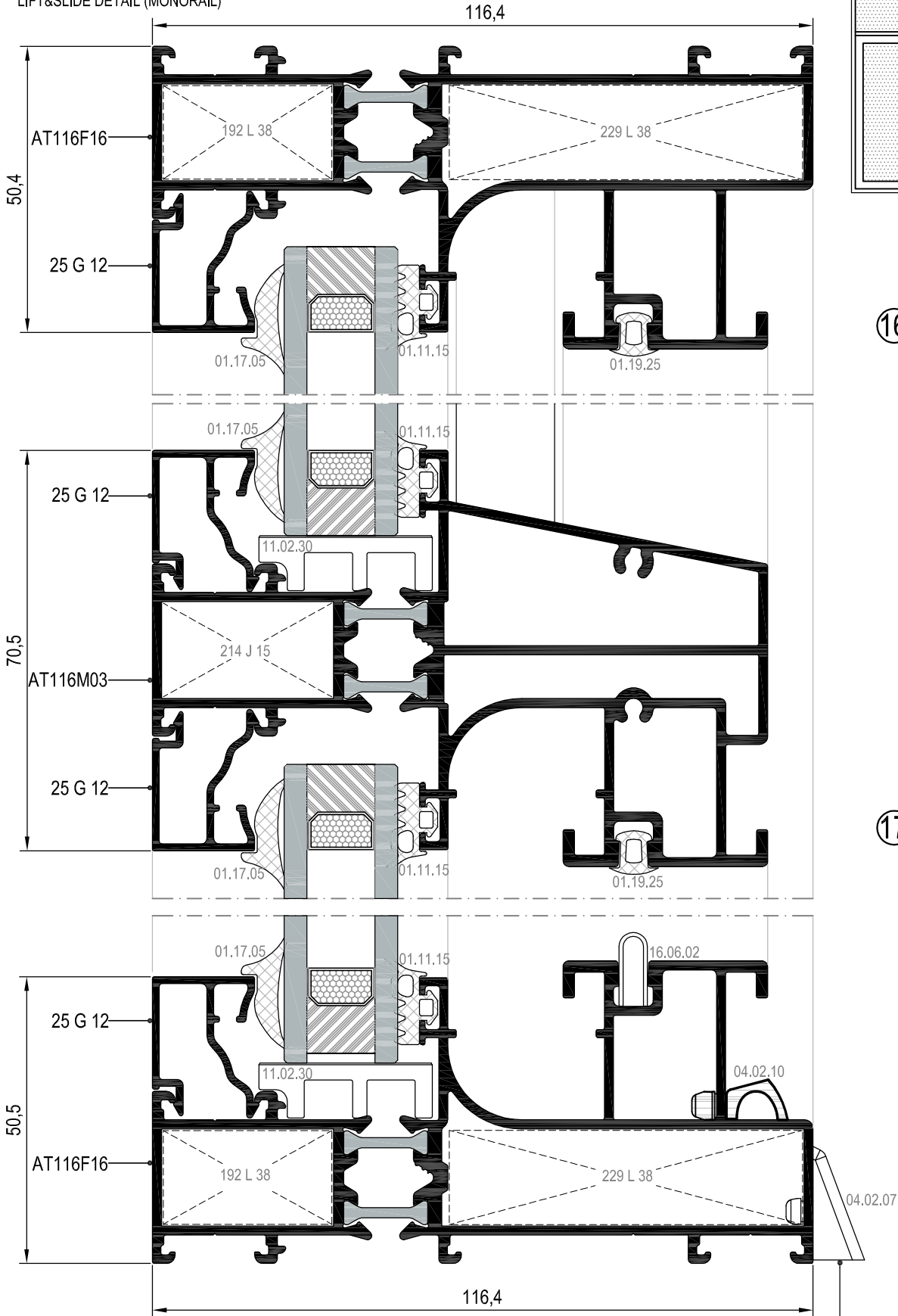
KALDIRI SÜR DETAYI (MONORAY)
LIFT&SLIDE DETAIL (MONORAIL)



DETAYLAR
DETAILS

RST116

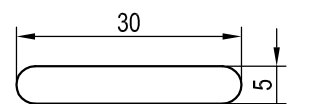
KALDIRI SÜR DETAYI (MONORAY)
LIFT&SLIDE DETAIL (MONORAIL)



①⑥ DETAYI
DETAIL

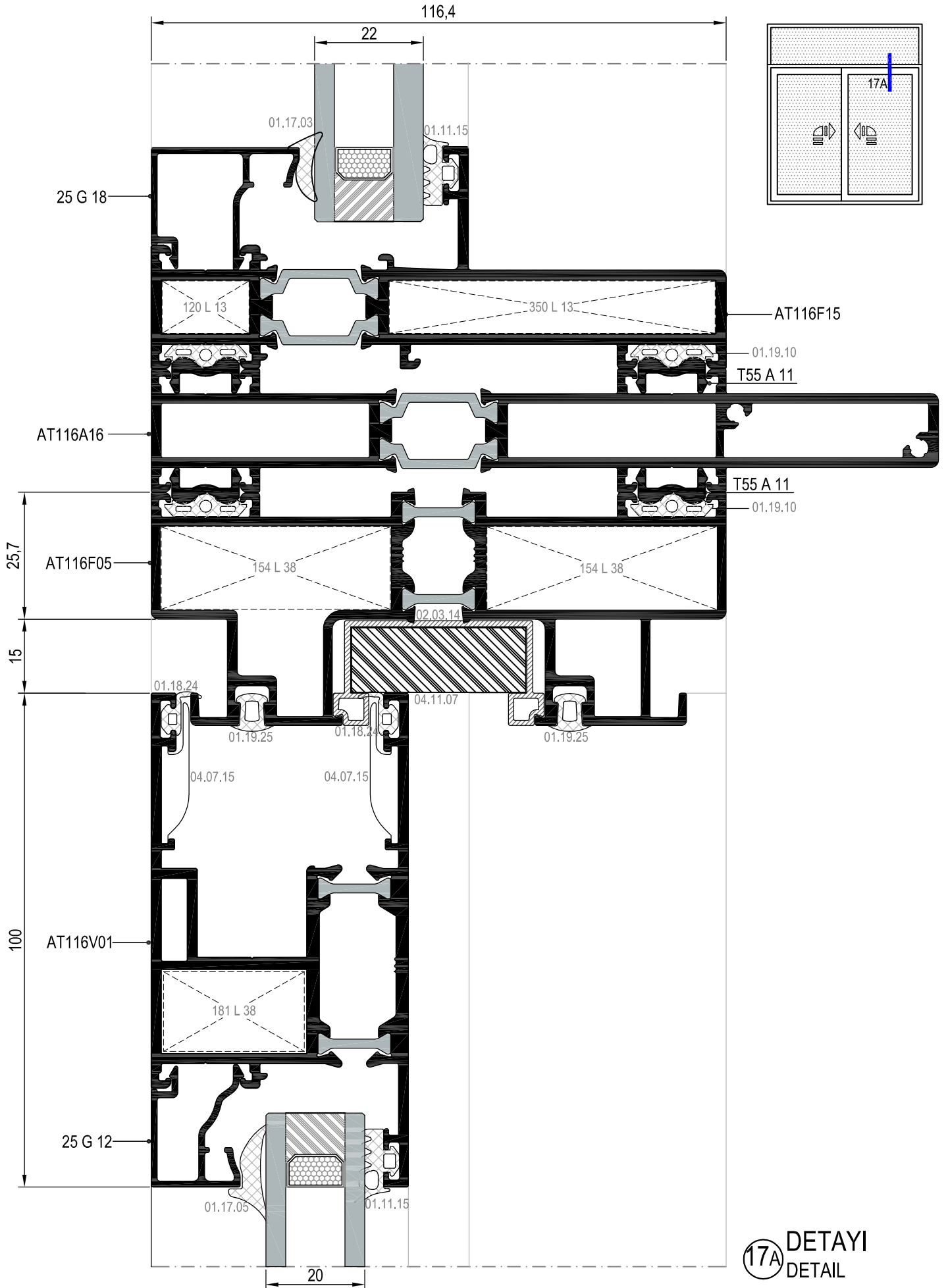
①⑦ DETAYI
DETAIL

①⑧ DETAYI
DETAIL

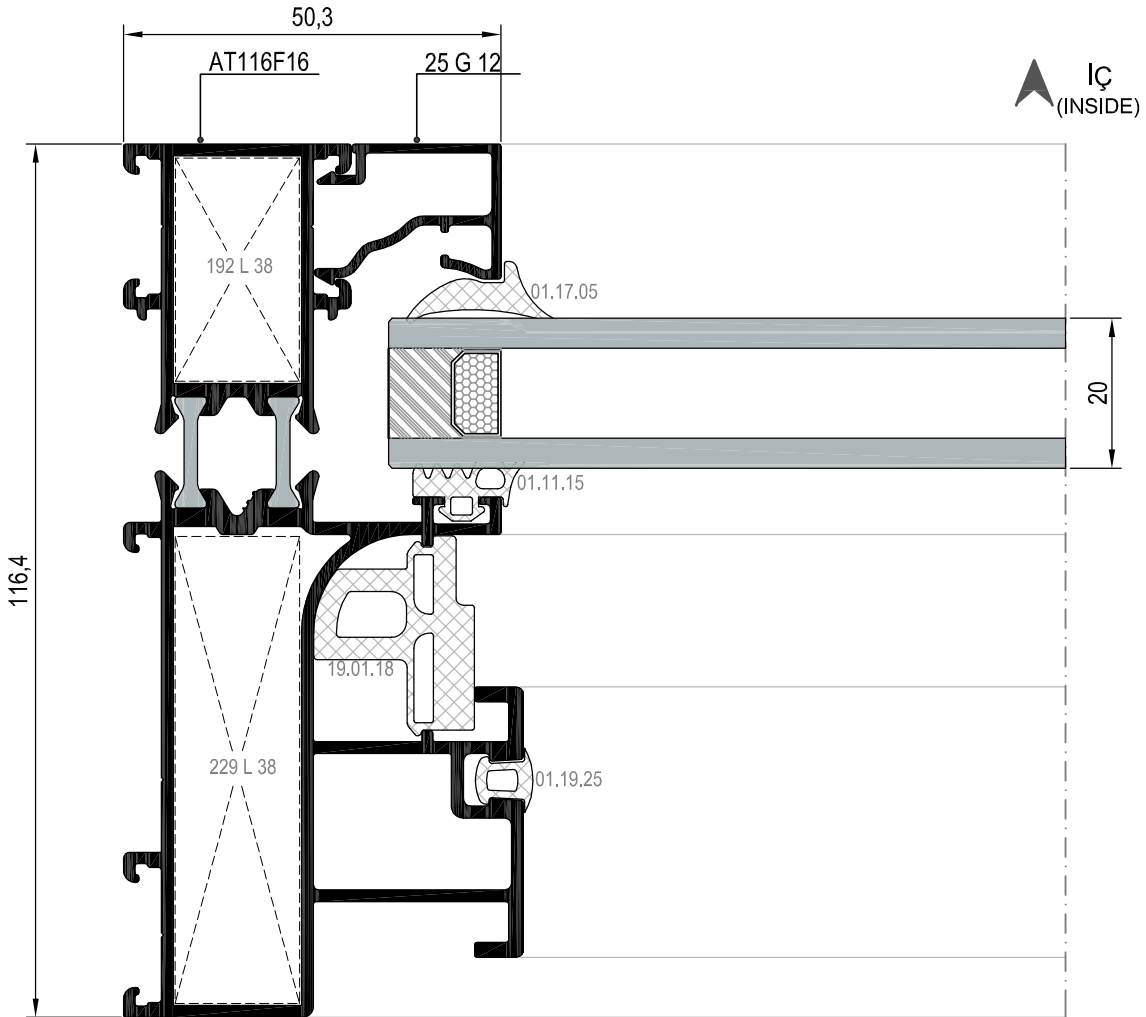
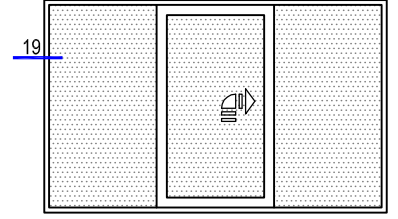


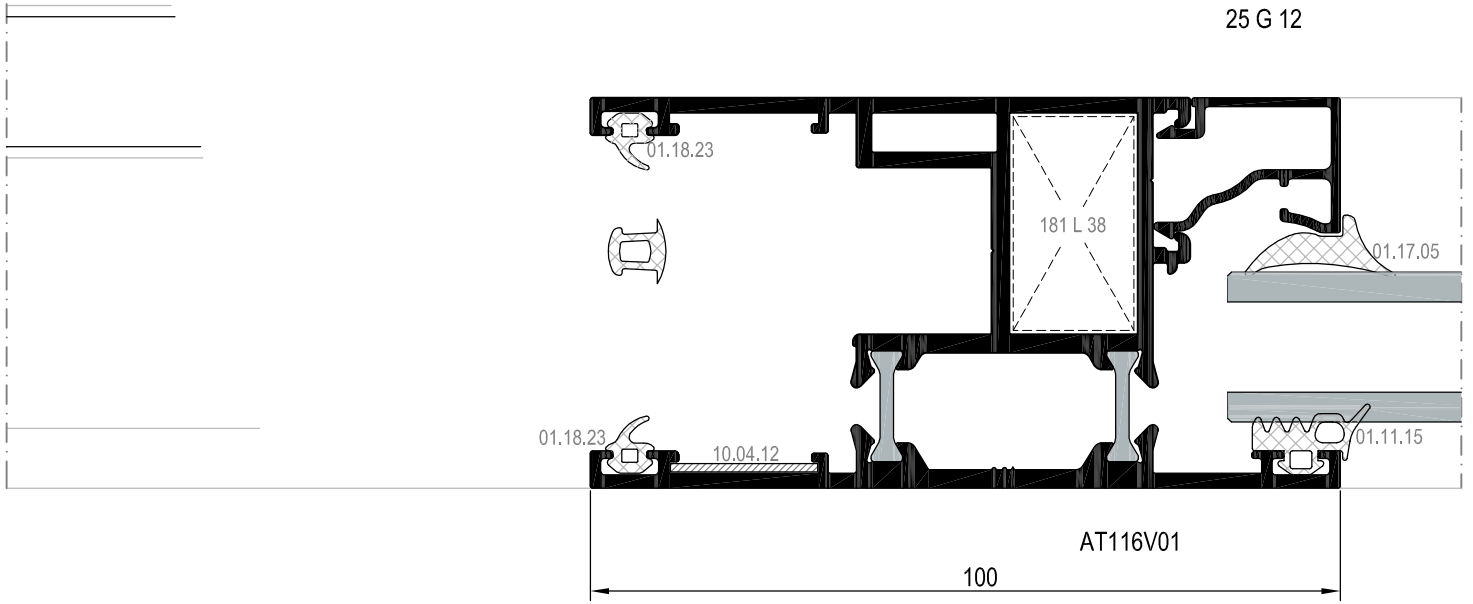
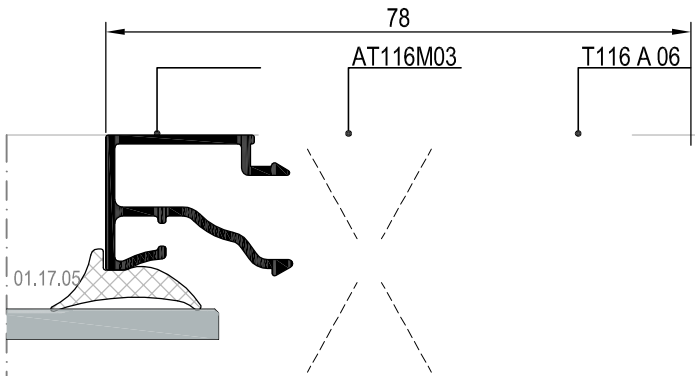
TAHLİYE DELİĞİNİN ÖLÇÜLERİ
DRAINAGE HOLE DIMENSIONS

DIŞ
(OUTSIDE)

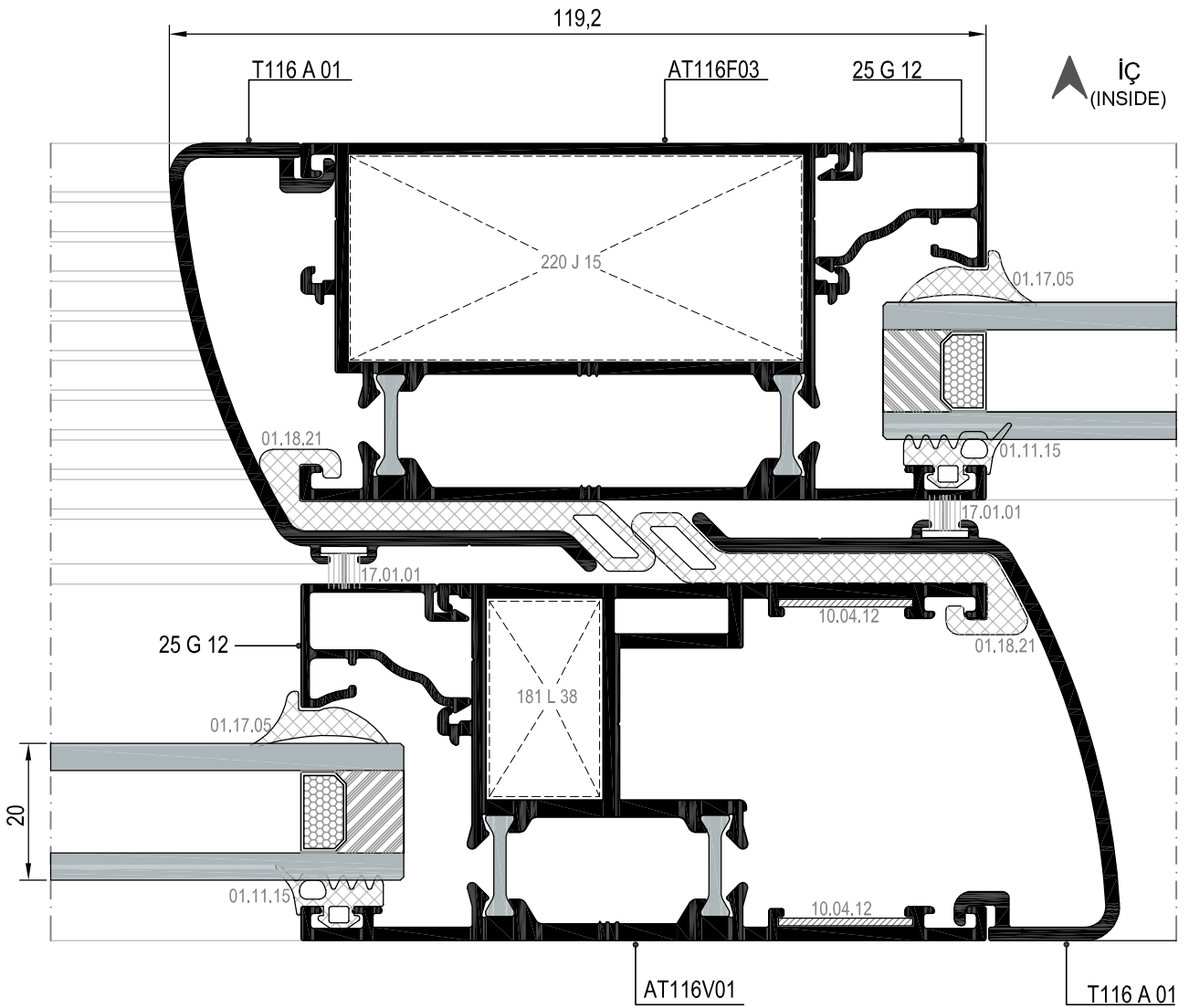
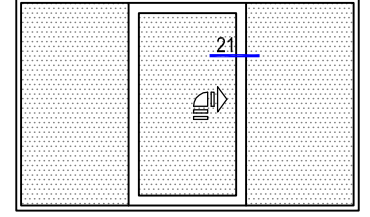


KALDIRI SÜR DETAYI (MONORAY)
LIFT&SLIDE DETAIL (MONORAIL)

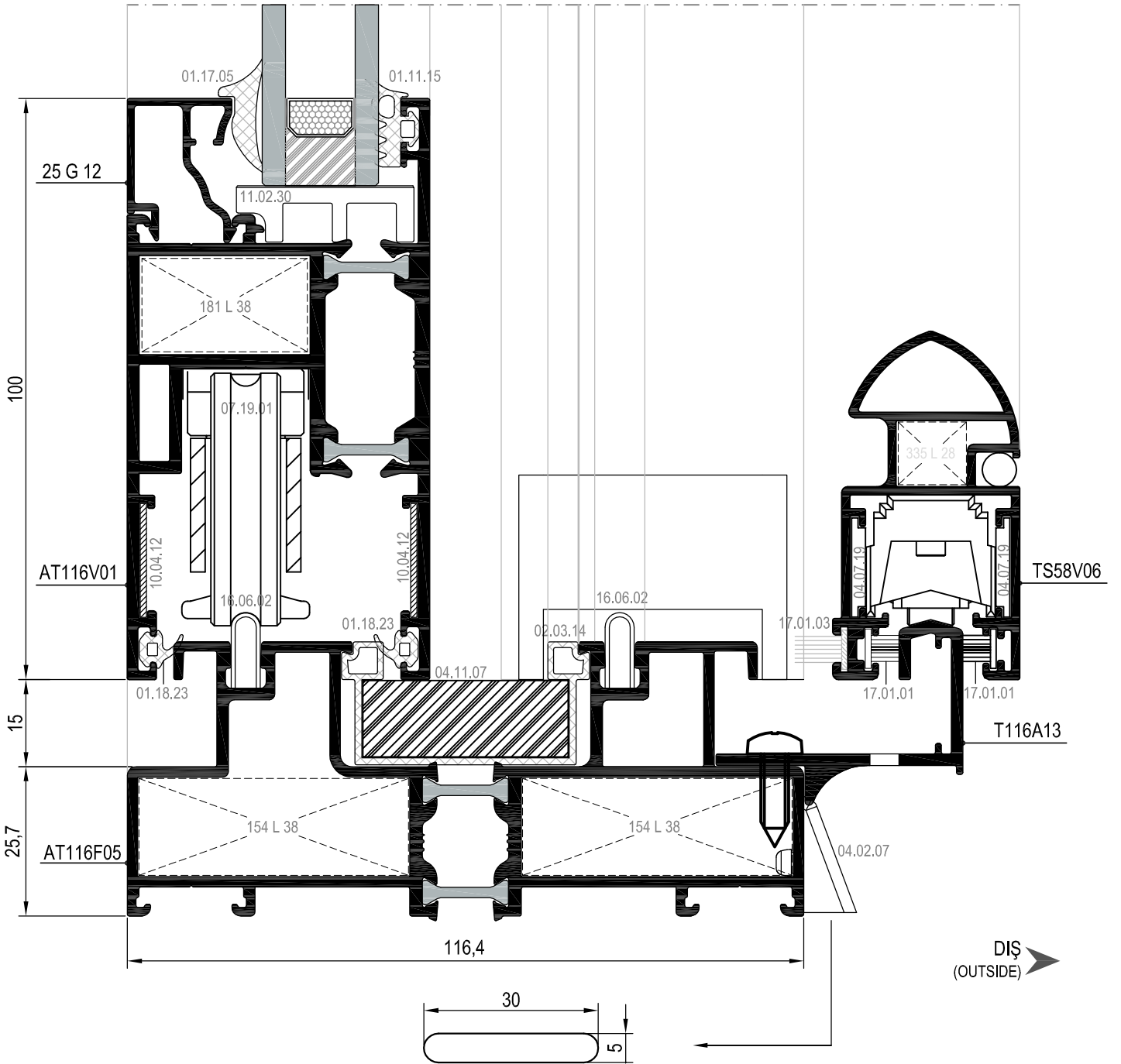
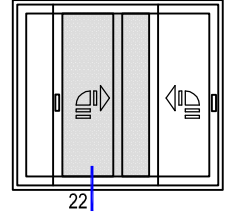




KALDIR SÜR DETAYI (MONORAY)
LIFT&SLIDE DETAIL (MONORAIL)



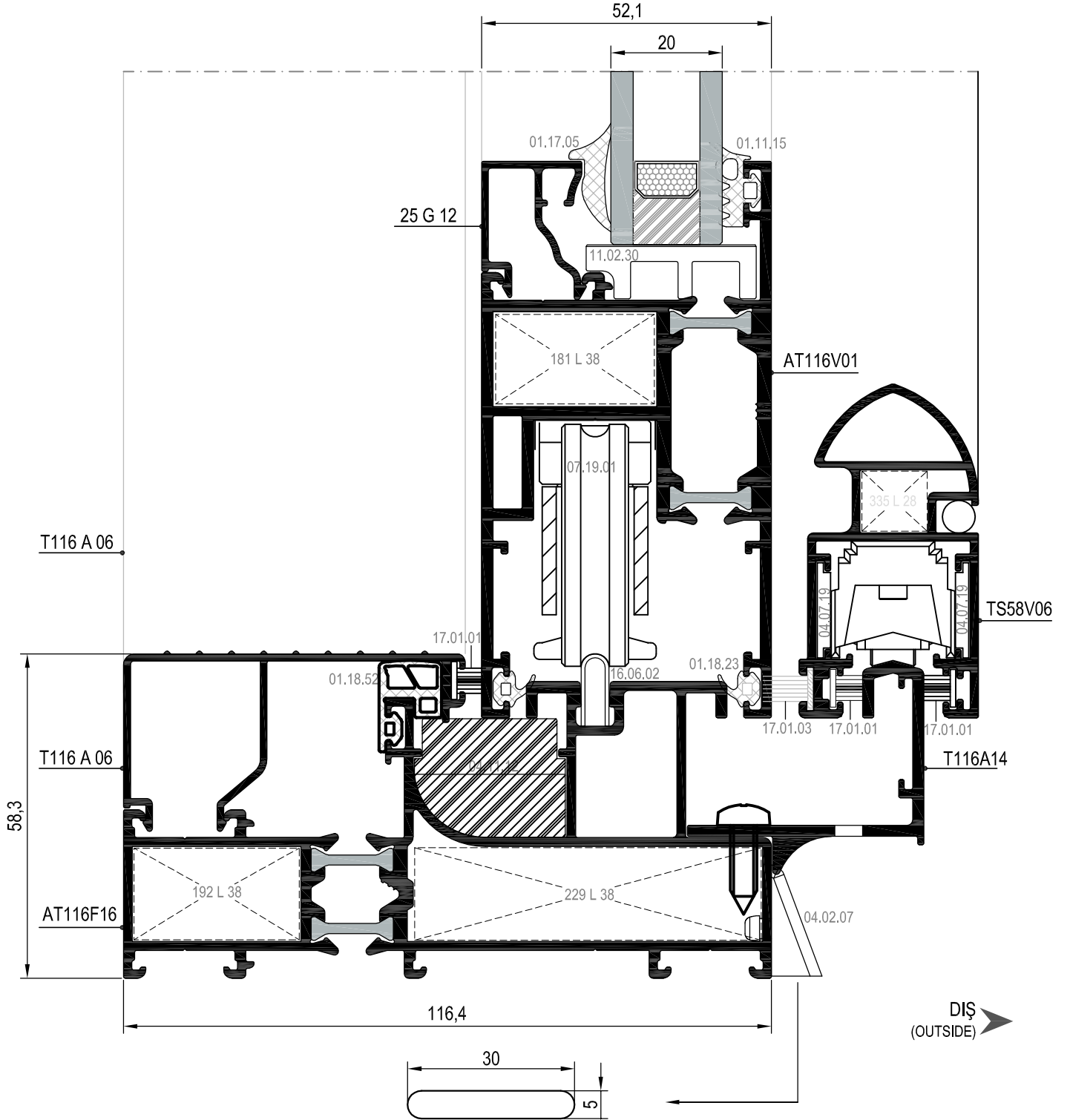
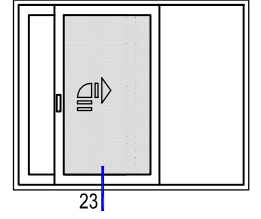
KALDIRI SÜR DETAYI
LIFT&SLIDE DETAIL



22 DETAYI
DETAIL

TAHLİYE DELİĞİNİN ÖLÇÜLERİ
DRAINAGE HOLE DIMENSIONS

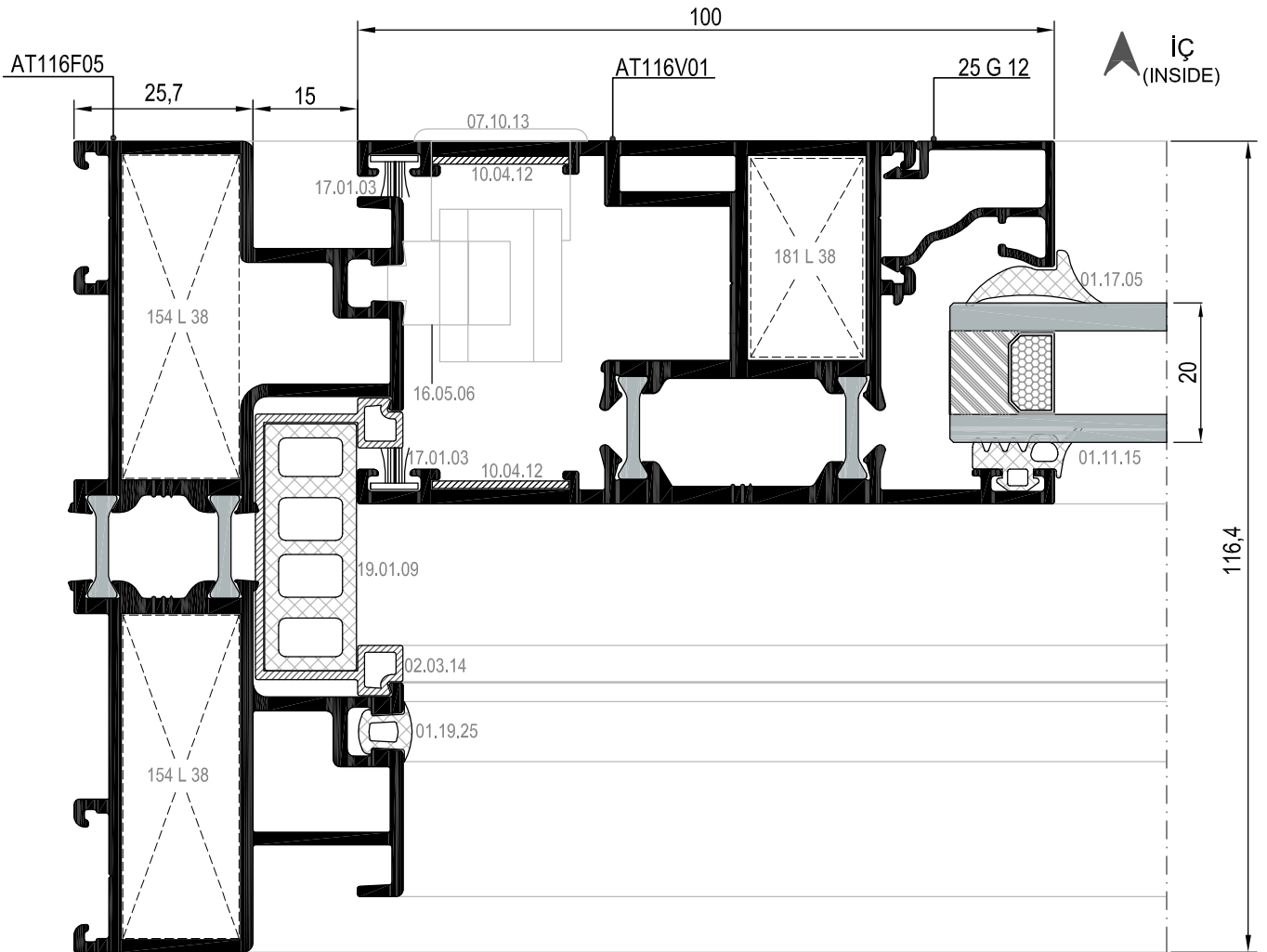
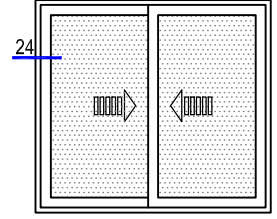
KALDIRI SÜR DETAYI
LIFT&SLIDE DETAIL



23 DETAYI
DETAIL

TAHLİYE DELİĞİNİN ÖLÇÜLERİ
DRAINAGE HOLE DIMENSIONS

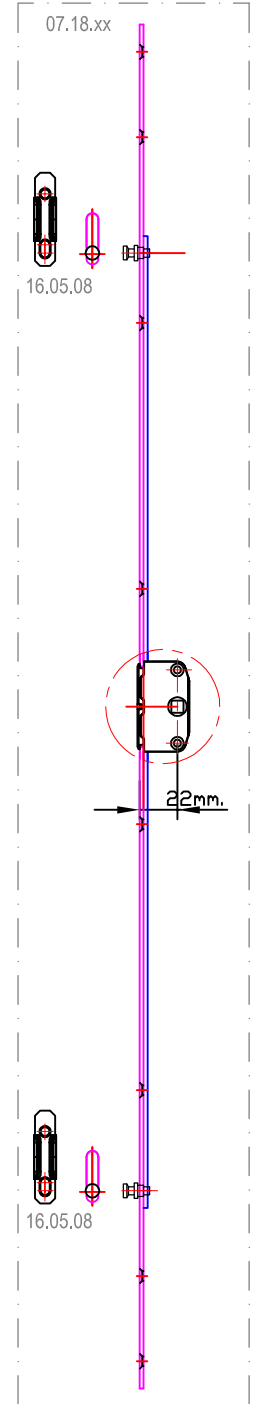
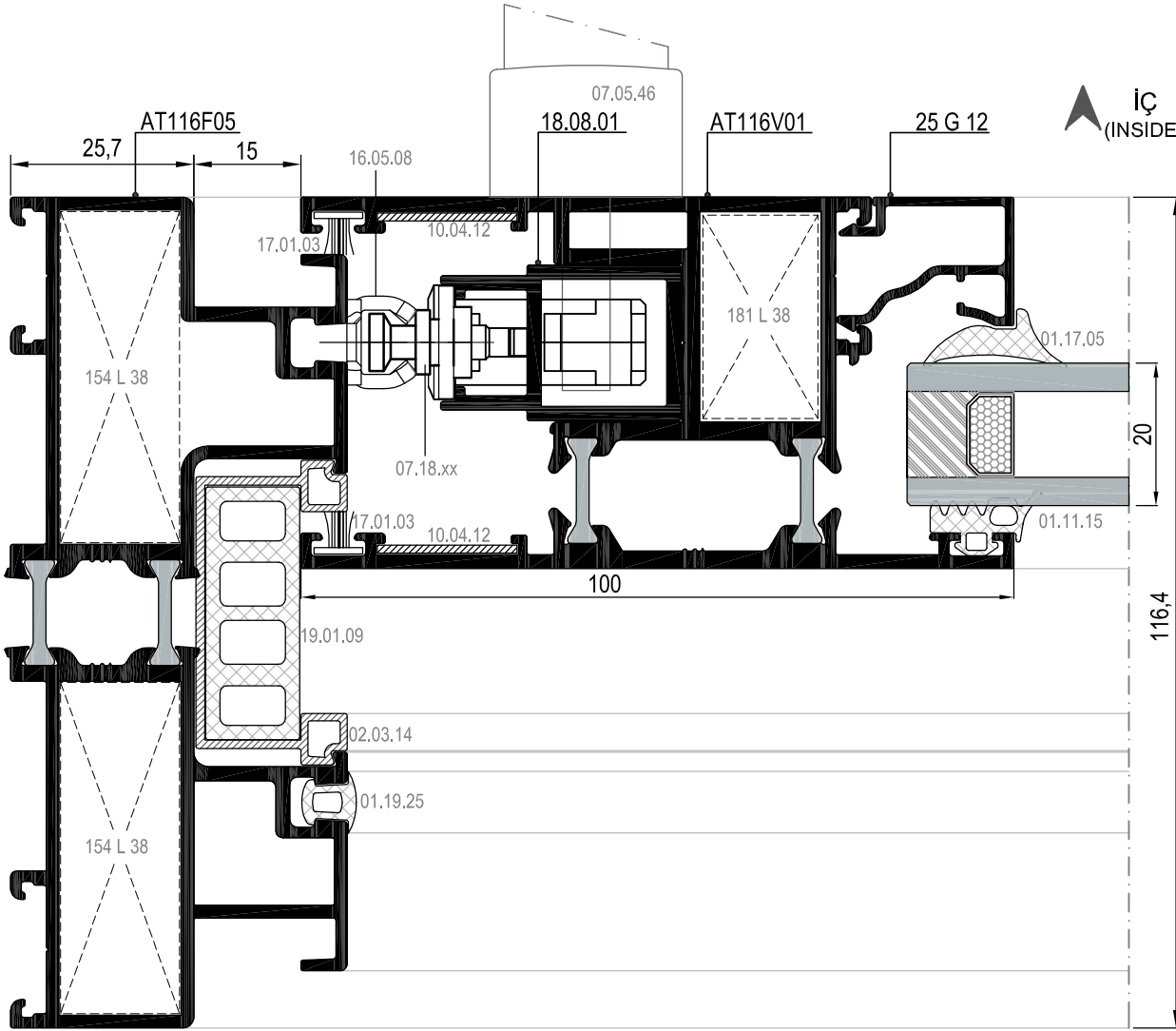
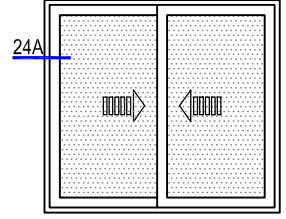
BASİT SÜRME DETAYI
SLIDING DOOR DETAIL



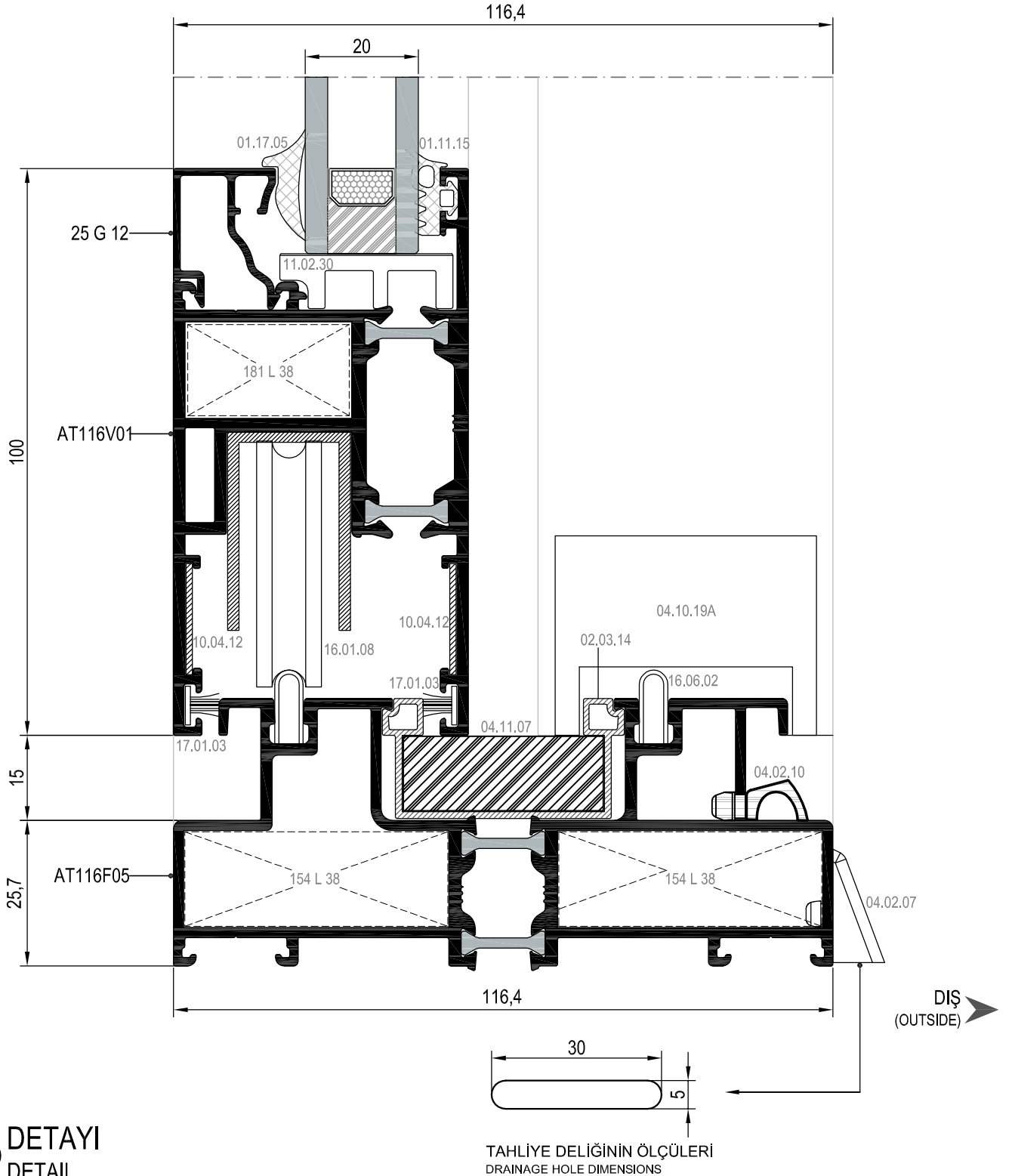
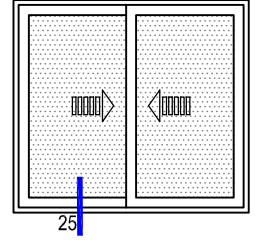
DETAYLAR
DETAILS

RST116

BASİT SÜRME DETAYI
SLIDING DOOR DETAIL



BASİT SÜRME DETAYI
SLIDING DOOR DETAIL



MİMARİ KATALOG ARCHITECTURAL CATALOGUE

Alüminyum Kapı Pencere ve Giydirme Cephe Sistemleri
Aluminium Window Doors and Facade Systems



Rescara Sistem Detayları
Rescara System Details

RST116

AKSESUARLAR

ACCESSORIES

11

12

13

14

15


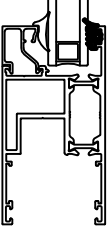
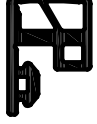
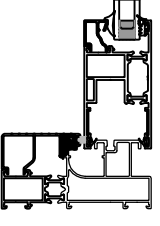

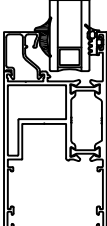

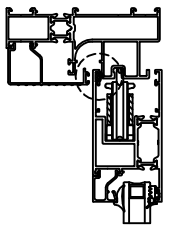

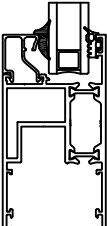

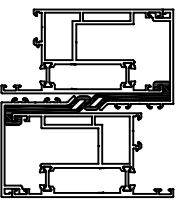

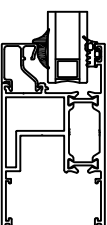

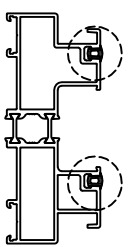

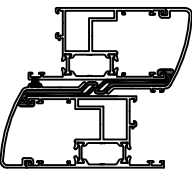

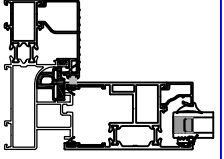

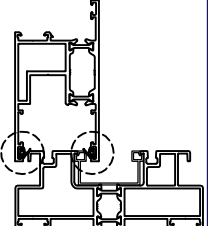

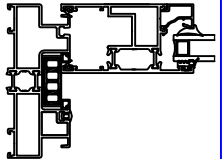

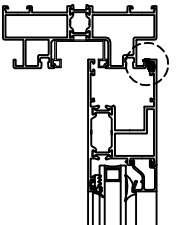
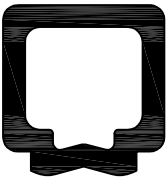
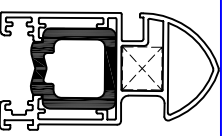
16

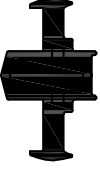
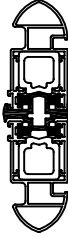

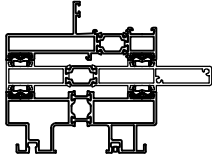

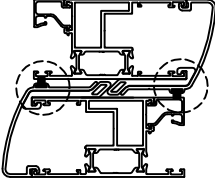

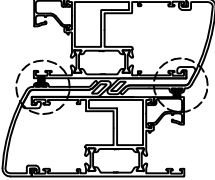

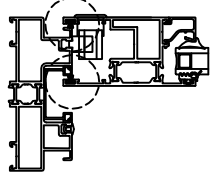

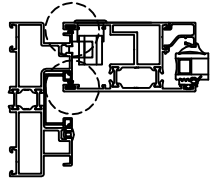
17


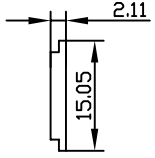
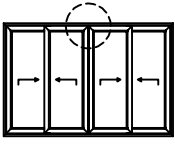
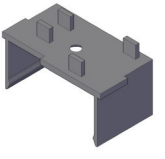
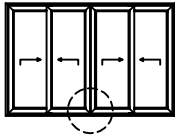

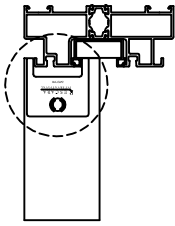
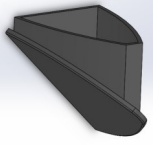
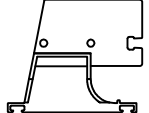
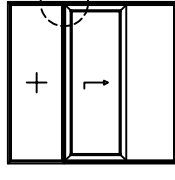
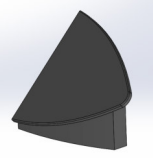
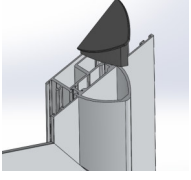
18


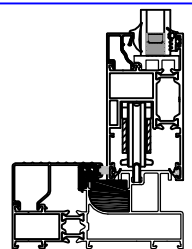

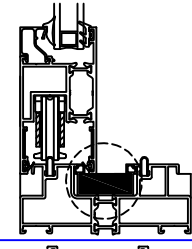
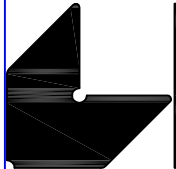
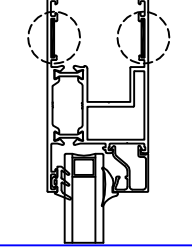

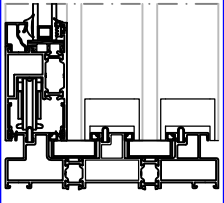

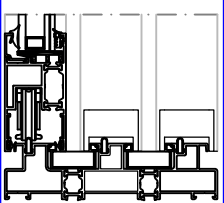
19

20

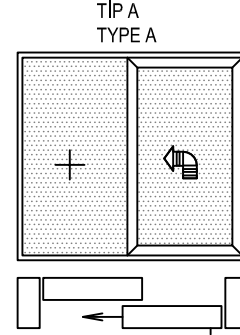
	<p>01.11.15</p> <p>DİŞ CAM FİTİLİ 4 mm OUTSIDE GLAZING GASKET 4 mm</p> <p>Malzeme / Material : EPDM Ağırlık / Weight : 76 gr/m Paket / Package: 197 m / 15 kg</p>			<p>01.18.52</p> <p>SIZDIRMAZLIK FİTİLİ SEALING GASKET</p> <p>Malzeme / Material : EPDM Ağırlık / Weight : 100 gr/m Paket / Package: 150 m / 15 kg</p>	
	<p>01.17.03</p> <p>İÇ CAM FİTİLİ 3 mm boşluk için INSIDE GLAZING GASKET for 3 mm space</p> <p>Malzeme / Material : EPDM Ağırlık / Weight : 59 gr/m Paket / Package: 254 m / 15 kg</p>			<p>01.18.31</p> <p>BİNİ FİTİLİ ACOUSTICAL GASKET</p> <p>Malzeme / Material : EPDM Ağırlık / Weight : 30 gr/m Paket / Package: 500 m / 15 kg</p>	
	<p>01.17.04</p> <p>İÇ CAM FİTİLİ 4 mm boşluk için INSIDE GLAZING GASKET for 4 mm space</p> <p>Malzeme / Material : EPDM Ağırlık / Weight : 71 gr/m Paket / Package: 210m / 15 kg</p>			<p>01.18.40</p> <p>KENET FİTİLİ CONNECTION GASKET</p> <p>Malzeme / Material : EPDM Ağırlık / Weight : 390 gr/m Paket / Package: 38 m / 15 kg</p>	
	<p>01.17.05</p> <p>İÇ CAM FİTİLİ 5 mm boşluk için INSIDE GLAZING GASKET for 5 mm space</p> <p>Malzeme / Material : EPDM Ağırlık / Weight : 89 gr/m Paket / Package: 168 m / 15 kg</p>			<p>01.19.25</p> <p>RAY FİTİLİ RAIL GASKET</p> <p>Malzeme / Material : EPDM Ağırlık / Weight : 38 gr/m Paket / Package: 395 m / 15 kg</p>	
	<p>01.18.21</p> <p>KENET FİTİLİ CONNECTION GASKET</p> <p>Malzeme / Material : EPDM Ağırlık / Weight : 387 gr/m Paket / Package: 38 m / 15 kg</p>			<p>19.01.18</p> <p>STOPER STOPPER</p> <p>Malzeme / Material : EPDM AT116F16-AT116F17 için 10cm for AT116F16-AT116F17 10cm</p>	
	<p>01.18.23</p> <p>KALDIR SÜR FİTİLİ LIFT & SLIDE GASKET</p> <p>Malzeme / Material : EPDM Ağırlık / Weight : 26 gr/m Paket / Package: 576 m / 15 kg</p>			<p>19.01.09</p> <p>STOPER STOPPER</p> <p>Malzeme / Material : EPDM AT116F05-AT116F07-AT116F13-AT116F14 için 10 cm for AT116F05-AT116F07-AT116F13-AT116F14 10cm</p>	
	<p>01.18.24</p> <p>KALDIR SÜR FİTİLİ LIFT & SLIDE GASKET</p> <p>Malzeme / Material : EPDM Ağırlık / Weight : 28 gr/m Paket / Package: 535 m / 15 kg</p>			<p>19.01.10</p> <p>STOPER STOPPER</p> <p>Malzeme / Material : EPDM (ATS58V06 için / for ATS58V06)</p>	

	02.03.18 SİNEKLİK ADAPTÖRÜ INSECT SCREEN ADAPTER Malzeme / Material : Pvc				
	01.19.10 ADAPTÖR FİTİLİ ADAPTER GASKET Malzeme / Material : EPDM Ağırlık / Weight : 55 gr/m Paket / Package: 272 m / 15 kg				
	17.01.01 KİL FİTİL BRUSH SEAL Paket: 275 mt Package:275 mt				
	17.01.06 KİL FİTİL FİNLİ BRUSH SEAL Paket: 275 mt Package:275 mt				
	17.01.03 KİL FİTİL BRUSH SEAL Paket: 200 mt Package:200 mt				
	17.01.09 KİL FİTİL FİNLİ BRUSH SEAL Paket: 125 mt Package:125 mt				

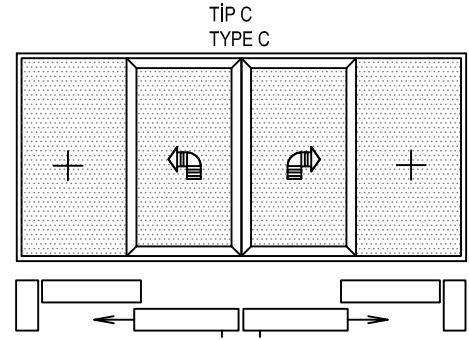
	02.03.14 PVC PROFİL PVC PROFILE Malzeme / Material : PVC			04.06.68 ADAPTÖR KAPAĞI ADAPTER CAP Malzeme / Material : PVC (T116 A 09 profil için)	
	04.02.07 TAHLİYE KAPAĞI DRAINAGE COVER Malzeme / Material : PVC Renk / Colour : Siyah-Beyaz-Gri Black-White-Grey			04.07.15 SEVİYELEME PARÇASI LEVELING PIECE Malzeme / Material : PVC	
	04.02.10 YAN TAHLİYE KAPAĞI DRAINAGE COVER Malzeme / Material : PVC			04.07.19 KÖŞE ÇAVUŞU CORNER CLEAT Malzeme / Material : PVC	
	04.06.48 ADAPTÖR PARÇASI ÜST ADAPTER PART (UPPER) Malzeme / Material : PVC (AT116A04-AT116A15 için / for AT116A04-AT116A15)			04.10.19 A ADAPTÖR KAPAĞI ALT ADAPTER CAP (BOTTOM) Malzeme / Material : PVC (T116 A 01 profil için / for T116 A 01 profile)	
	04.06.49 ADAPTÖR PARÇASI ALT ADAPTER PART (BOTTOM) Malzeme / Material : PVC (AT116A04-AT116A15 için / for AT116A04-AT116A15)			04.10.19 B ADAPTÖR KAPAĞI ÜST ADAPTER CAP (UPPER) Malzeme / Material : PVC (T116 A 01 profil için / for T116 A 01 profile)	
	04.06.78 PVC PARÇA ALT PVC CAP (BOTTOM) Malzeme / Material : PVC (AT116M03 için / for AT116M03			04.10.31A PVC PARÇA ALT PVC CAP (BOTTOM) Malzeme / Material : PVC (AT116V05 için / for AT116V05)	
	04.06.79 PVC PARÇA ÜST PVC CAP (UPPER) Malzeme / Material : PVC (AT116M03 için / for AT116M03			04.10.31B PVC PARÇA ÜST PVC CAP (UPPER) Malzeme / Material : PVC (AT116V05 için / for AT116V05)	

 <p>Ölçek/Scale: x</p>	<p>04.11.12</p> <p>SIZDIRMAZLIK PARÇASI SEALING PIECE</p> <p>Malzeme / Material : EPDM</p>				
 <p>13.1 100</p>	<p>04.11.07</p> <p>SIZDIRMAZLIK PARÇASI SEALING PIECE</p> <p>Malzeme / Material : EPDM</p>				
	<p>10.04.12</p> <p>KÖŞE ÇAVUŞU CORNER CLEAT</p> <p>Malzeme / Material : Paslanmaz Çelik / Stainless Steel</p>				
 <p>Ölçek/Scale : 1/2</p>	<p>11.02.30</p> <p>CAM TAKOZU GLASS SUPPORT</p> <p>Malzeme / Material : PVC Renk / Colour : Siyah / Black</p>				
 <p>Ölçek/Scale : 1/2</p>	<p>11.02.31</p> <p>CAM TAKOZU GLASS SUPPORT</p> <p>Malzeme / Material : PVC Renk / Colour : Siyah / Black</p>				

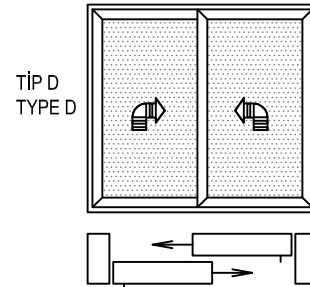
ŞEMA SCHEME	KOD CODE	ADET NUMBER	AÇIKLAMA DESCRIPTION
TİP A TYPE A	07.19.01	1	Siegenia Kaldır Sür Seti L= 720-1500 , H=1801-2350
	07.19.02	1	Siegenia Kaldır Sür Seti L= 1501-2000 , H=1801-2350
	07.19.03	1	Siegenia Kaldır Sür Seti L= 2001-2500 , H=2351-2700
	07.19.04	1	Siegenia Kaldır Sür Seti L= 720-1500 , H=2351-2700
	07.19.05	1	Siegenia Kaldır Sür Seti L= 1501-2000 , H=2351-2700
	07.19.06	1	Siegenia Kaldır Sür Seti L= 2001-2500 , H=1801-2350
	07.19.21	1	Siegenia Kaldır Sür Seti L= 1501-2000 , H=1150-1800
	07.19.22	1	Siegenia Kaldır Sür Seti L= 720-1500 , H=1150-1800



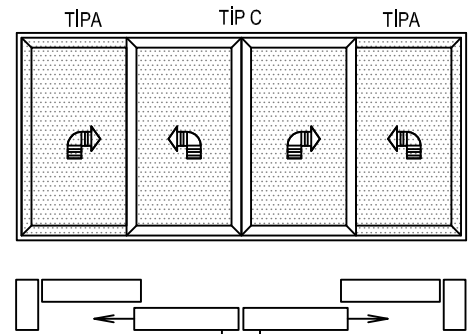
ŞEMA SCHEME	KOD CODE	ADET NUMBER	AÇIKLAMA DESCRIPTION
TİP C TYPE C	07.19.07	1	Siegenia Kaldır Sür Seti L= 720-1500 , H=1801-2350
	07.19.08	1	Siegenia Kaldır Sür Seti L= 720-1500 , H=2351-2700
	07.19.09	1	Siegenia Kaldır Sür Seti L= 1501-2000 , H=1801-2350
	07.19.10	1	Siegenia Kaldır Sür Seti L= 1501-2000 , H=2351-2700
	07.19.11	1	Siegenia Kaldır Sür Seti L= 2001-2500 , H=1801-2350
	07.19.12	1	Siegenia Kaldır Sür Seti L= 2001-2500 , H=2351-2700

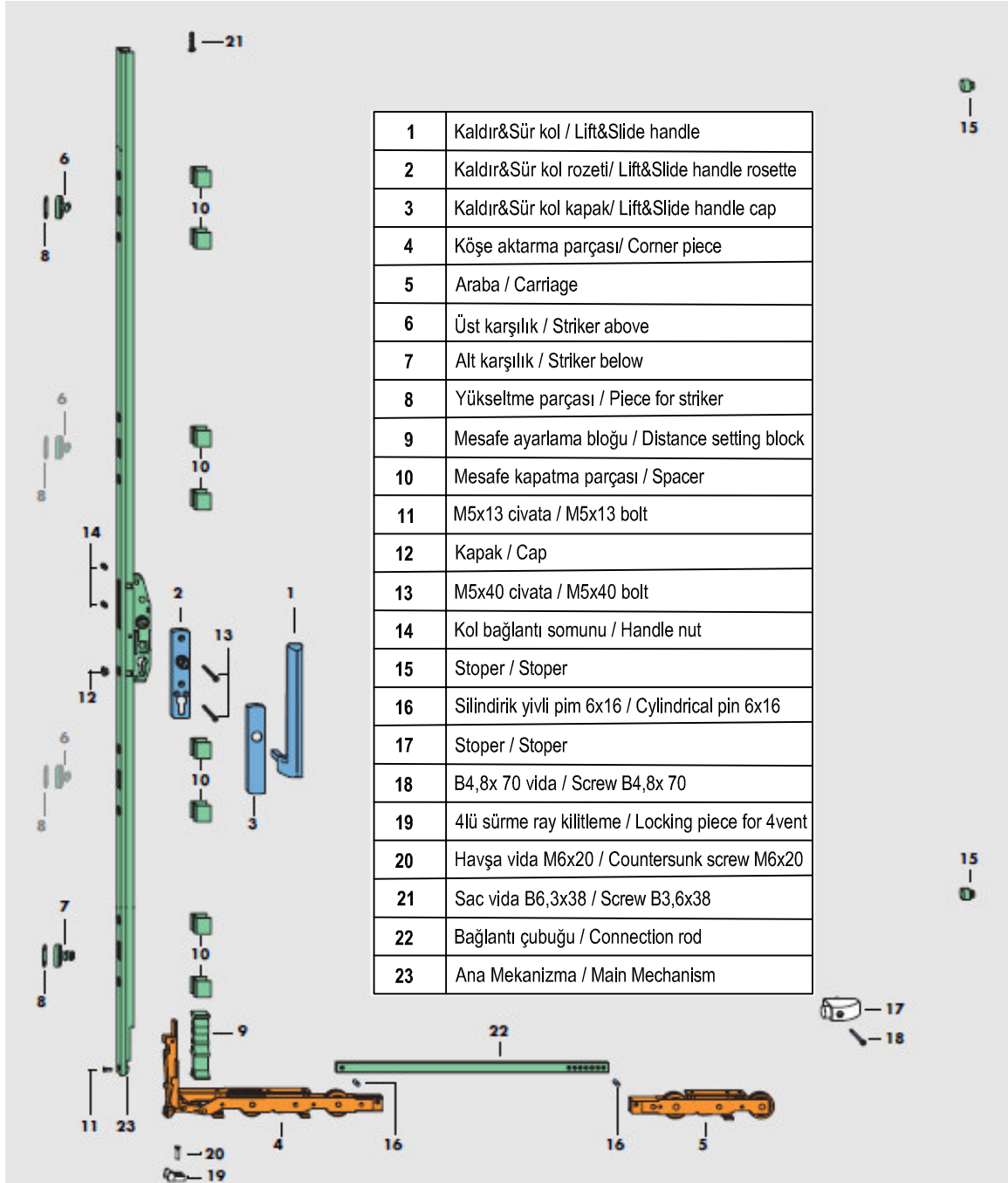


ŞEMA SCHEME	KOD CODE	ADET NUMBER	AÇIKLAMA DESCRIPTION
TİP D TYPE D	07.19.13	1	Siegenia Kaldır Sür Seti L= 720-1500 , H=1801-2350
	07.19.14	1	Siegenia Kaldır Sür Seti L= 720-1500 , H=2351-2700
	07.19.15	1	Siegenia Kaldır Sür Seti L= 1501-2000 , H=1801-2350
	07.19.16	1	Siegenia Kaldır Sür Seti L= 1501-2000 , H=2351-2700
	07.19.17	1	Siegenia Kaldır Sür Seti L= 2001-2500 , H=1801-2350
	07.19.18	1	Siegenia Kaldır Sür Seti L= 2001-2500 , H=2351-2700



ŞEMA SCHEME	KOD CODE	ADET NUMBER	AÇIKLAMA DESCRIPTION
TİP A + TİP C TYPE A+TYPE C	07.19.07	1	Siegenia Kaldır Sür Seti L= 720-1500 , H=1801-2350
	07.19.08	1	Siegenia Kaldır Sür Seti L= 720-1500 , H=2351-2700
	07.19.09	1	Siegenia Kaldır Sür Seti L= 1501-2000 , H=1801-2350
	07.19.10	1	Siegenia Kaldır Sür Seti L= 1501-2000 , H=2351-2700
	07.19.11	1	Siegenia Kaldır Sür Seti L= 2001-2500 , H=1801-2350
	07.19.12	1	Siegenia Kaldır Sür Seti L= 2001-2500 , H=2351-2700
	07.19.01	2	Siegenia Kaldır Sür Seti L= 720-1500 , H=1801-2350
	07.19.02	2	Siegenia Kaldır Sür Seti L= 1501-2000 , H=1801-2350
	07.19.03	2	Siegenia Kaldır Sür Seti L= 2001-2500 , H=2351-2700
	07.19.04	2	Siegenia Kaldır Sür Seti L= 720-1500 , H=2351-2700
	07.19.05	2	Siegenia Kaldır Sür Seti L= 1501-2000 , H=2351-2700
	07.19.06	2	Siegenia Kaldır Sür Seti L= 2001-2500 , H=1801-2350





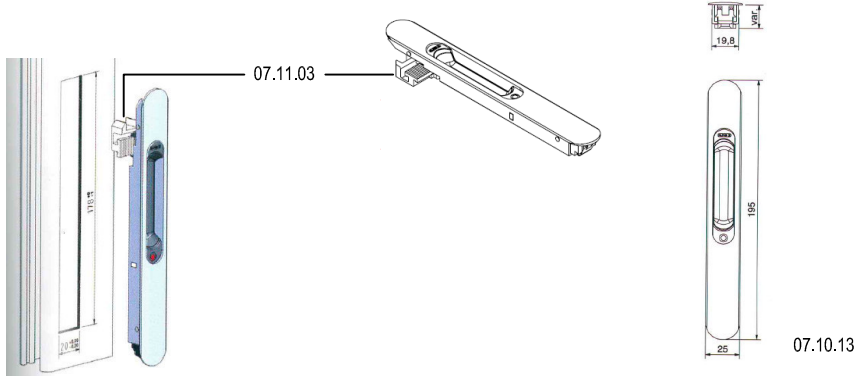
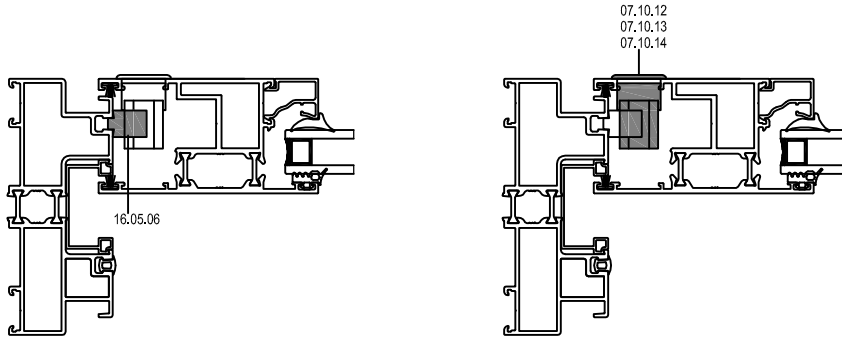
KOL & KİLİTLEME SETLERİ / HANDLES & LOCKING KITS

	<p>07.10.12 HAVUZLU KİLİT ANAHTARLI SLIDING LOCK WITH KEY Malzeme / Material : Alüminyum- Zamak Aluminium -Zamak</p>		<p>07.10.13 HAVUZLU KİLİT SLIDING LOCK Malzeme / Material : Alüminyum- Zamak Aluminium -Zamak</p>
	<p>07.10.15 ÇİFTLİ HAVUZLU KİLİT ANAHTARLI DOUBLE SLIDING LOCK WITH KEY Malzeme / Material : Alüminyum- Zamak Aluminium -Zamak</p>		<p>07.10.09 HAVUZ KOL SLIDING HANDLE Malzeme / Material : Alüminyum Aluminium</p>
	<p>07.11.03 KOL ÜSTÜ KARŞILIK STRIKER FOR HANDLE</p>		<p>16.05.06 SÜRME KİLİT ADAPTÖRÜ SLIDING LOCK ADAPTER</p>
<p>07.10.12 , 07.10.13 , 07.10.15 Sürme KİLİT için / For Sliding Lock 07.10.12 , 07.10.13 , 07.10.15</p>		<p>07.10.12 , 07.10.13 , 07.10.15 Sürme KİLİT için / For Sliding Lock 07.10.12 , 07.10.13 , 07.10.15</p>	

HAVUZLU KOL İLE KİLİTLEME SEÇİM TABLOSU

LOCKING KIT SELECTION TABLE WITH SLIDING HANDLE

KOD CODE	TANIM DESCRIPTION	ADET NUMBER	KANAT VENT
07.10.12 07.10.13 07.10.14	HAVUZLU KİLİT SLIDING LOCK	1	AT116 V 01 AT116 V 02 AT116 V 03
16.05.06	SÜRME KİLİT KARŞILIĞI STRIKER FOR SLIDING LOCK	1	
07.11.03	KOL ÜSTÜ KARŞILIK STRIKER FOR HANDLE	1	





07.05.46

RESCARA AKUSTİK PENCERE KOLU
RESCARA ACOUSTIC HANDLE

Renk / Colour : Siyah-Beyaz-Gri
Black-White-Grey



07.05.44

RESCARA AKUSTİK PENCERE KOLU
RESCARA ACOUSTIC HANDLE

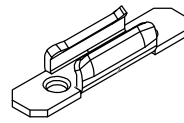
Renk / Colour : Siyah-Beyaz-Gri
Black-White-Grey



07.05.48

RESCARA GİZLİ SÜRME KOLU
RESCARA HIDDEN SLIDING HANDLE

Renk / Colour : Siyah-Beyaz-Gri
Black-White-Grey



16.05.08

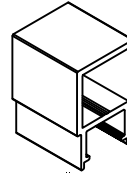
SÜRME KILIT KARŞILIĞI
STRIKER FOR SLIDING LOCK

07.05.41, 07.05.42, 07.05.48 PVC Kol İçin / For PVC Handle 07.05.41, 07.05.42, 07.05.48

07.18.XX

22 EKSEN SÜRME İSPANYOLETİ
22 AXIS STEEL GEARBOX SLIDING ESPOGNOLETTE

Renk / Colour : Siyah-Beyaz-Gri
Black-White-Grey



18.08.01

İSPANYOLET ADAPTÖRÜ
HANDLE ADAPTER

Ölçek/Scale : 1/2

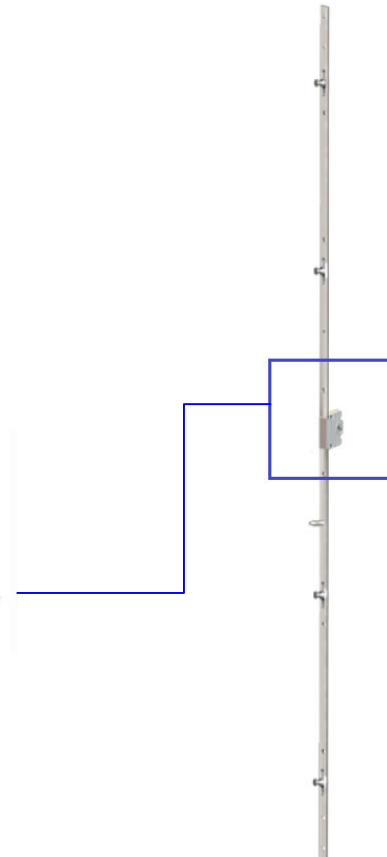
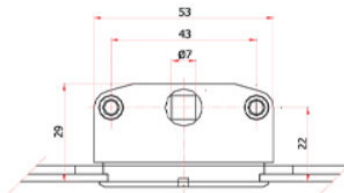
Malzeme / Material : Alüminyum

Ölçü / Dimension = 2000mm / Adet

07.18.xx 22 EKSEN SÜRME İSPANYOLETİ

07.18.xx 22 AXIS STEEL GEARBOX SLIDING ESPOGNOLETTE

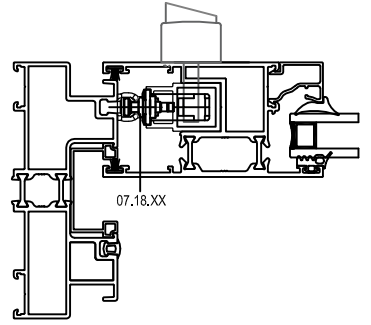
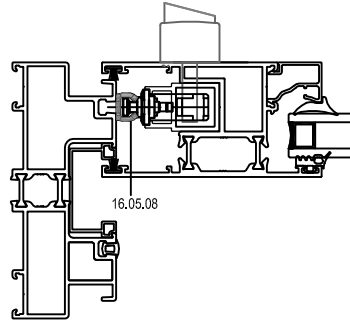
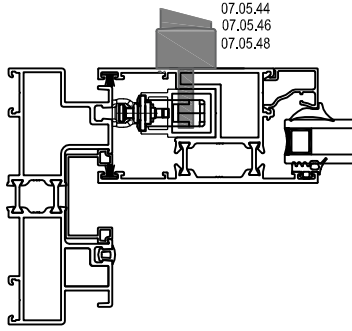
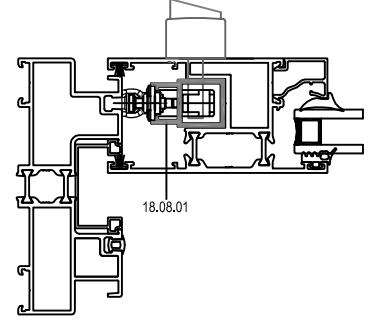
KOD CODE	ÖLÇÜ DIMENSION
07.18.24	h: 600mm-800mm / 22
07.18.25	h: 800mm-1000mm / 22
07.18.26	h: 1000mm-1200mm / 22
07.18.27	h: 1200mm-1400mm / 22
07.18.28	h: 1400mm-1600mm / 22
07.18.29	h: 1600mm-1800mm / 22
07.18.30	h: 1800mm-2000mm / 22
07.18.31	h: 2000mm-2200mm / 22



PVC KOL İLE KİLİTLEME SEÇİM TABLOSU

LOCKING KIT SELECTION TABLE WITH HANDLE 07.05.4X

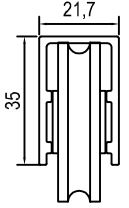
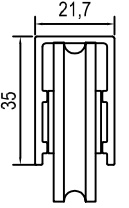
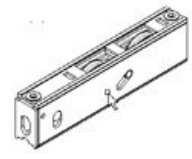

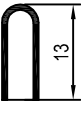
KOD CODE	TANIM DESCRIPTION	ADET NUMBER	KANAT VENT
07.05.44 07.05.46 07.05.48	PVC İSPANYOLET KOL PVC HANDLE	1	AT116V01 AT116V02 AT116V03 AT116V05
16.05.08	SÜRME KİLİT KARŞILIĞI STRIKER FOR SLIDING LOCK	BKZ. 07.18.xx SEÇİM TABLOSU SEE 07.18.xx SELECTION TABLE	
07.18.XX	22 EKSEN SÜRME İSPANYOLETİ ROD LOCKING SYSTEM	1	
18.08.01	İSPANYOLET ADAPTÖRÜ HANDLE ADAPTER	1	



07.18.xx 22 EKSEN SÜRME İSPANYOLETİ

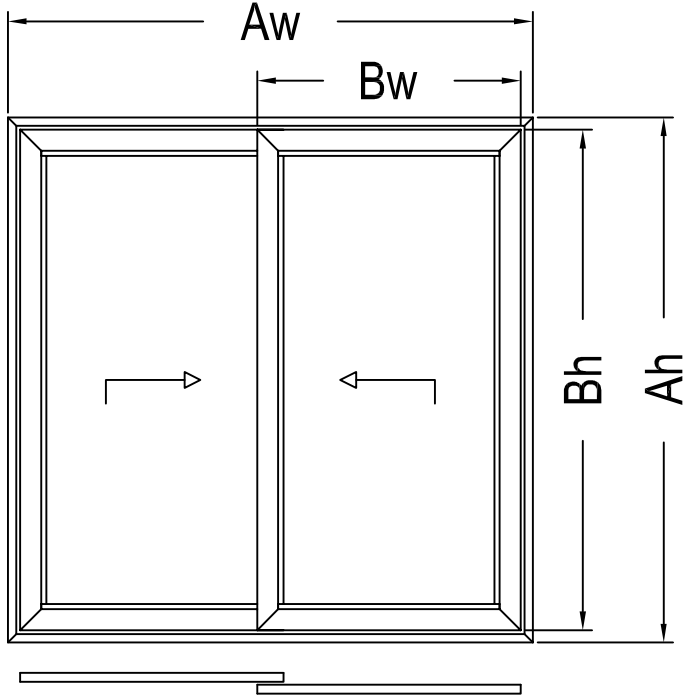
07.18.xx 22 AXIS STEEL GEARBOX SLIDING ESPOGNOLETTE

KOD CODE	ÖLÇÜ DIMENSION	16.05.08 ADET/NUMBER
07.18.24	h: 600mm-800mm / 22	2
07.18.25	h: 800mm-1000mm / 22	2
07.18.26	h: 1000mm-1200mm / 22	3
07.18.27	h: 1200mm-1400mm / 22	3
07.18.28	h: 1400mm-1600mm / 22	3
07.18.29	h: 1600mm-1800mm / 22	3
07.18.30	h: 1800mm-2000mm / 22	4
07.18.31	h: 2000mm-2200mm / 22	4

 <p>16.01.08 ÇİFTLİ RULMAN CARRERA 2 PULLEYS</p> <p>2 Adet 130 kg taşıyır. / 130 kg with 2 pulleys Max. kanat ölçüsü / Max. vent dimension 1000x2200</p>	 <p>16.01.09 TEKLİ RULMAN PULLEY WITH SINGLE WHEEL</p>
 <p>16.02.08 ÇİFTLİ RULMAN CARRERA 2 PULLEYS</p> <p>2 Adet 250 kg taşıyır. / 250 kg with 2 pulleys Max. kanat ölçüsü / Max. vent dimension 2675x3300</p>	 <p>16.02.06 SİNEKLİK RULMANI SWATTER PULLEYS</p>
 <p>16.06.02 ÇELİK RAY STEEL RAIL</p> <p>Malzeme / Material : Paslanmaz Çelik Stainless Steel</p>	

KESİM ÖLÇÜLERİ (ÇİFT RAYLI)
CUTTING SIZE (DOUBLE RAIL)

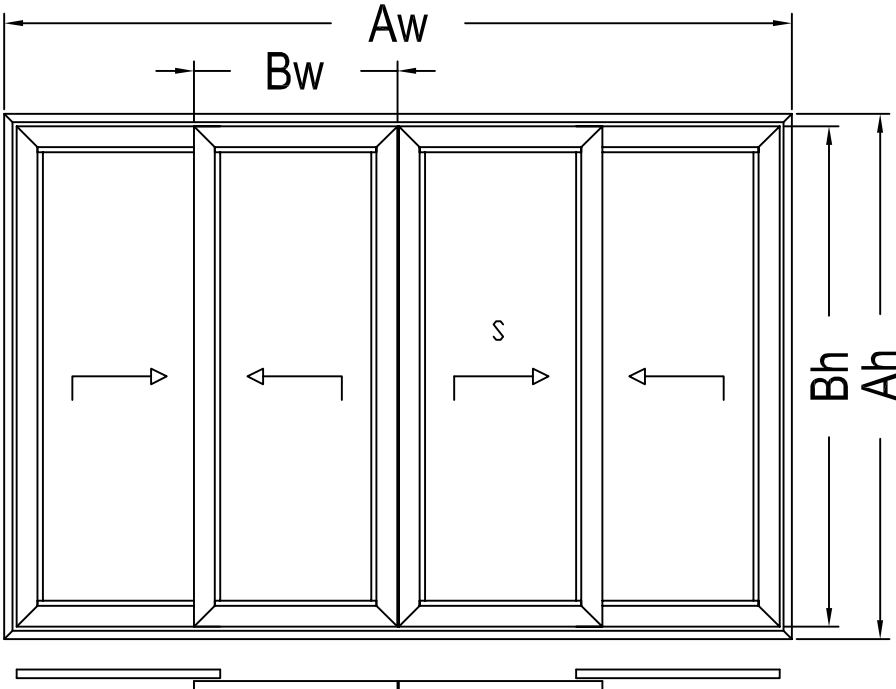
RST116



PROFİLLER

KOD	PROFİL ÇİZİMİ	ADET	KESİM ÖLÇÜSÜ (mm)
AT116F05		2	A_w
		2	A_h
AT116V01		4	$B_w = \frac{A_w}{2} + 9,3$
		4	$B_h = A_h - 81,4$
25 G 10		4	$G_w = B_w - 160$
		4	$G_h = B_h - 200$
T116 A 01		2	$T = B_h$

CAM	$G_{lw} = B_w - 170$	$G_{lw} \times G_{lh}$ (m ²)	2
	$G_{lh} = B_h - 170$		



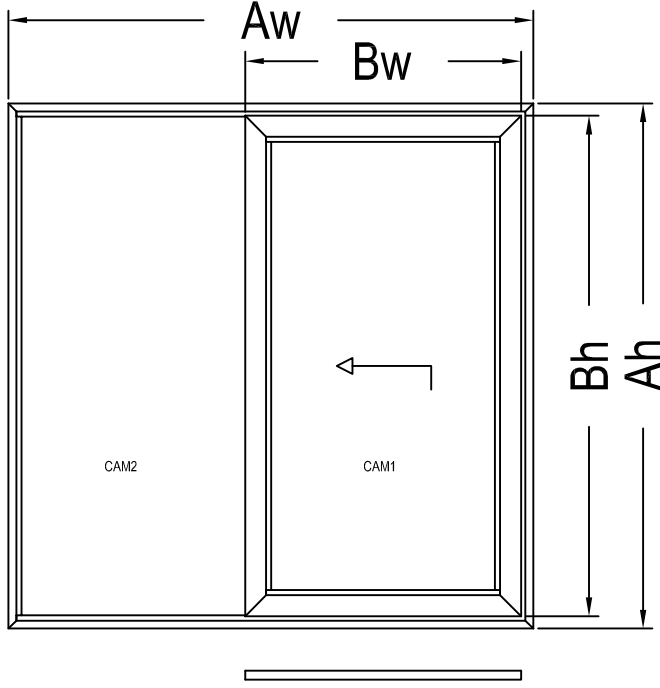
PROFİLLER

KOD	PROFİL ÇİZİMİ	ADET	KESİM ÖLÇÜSÜ (mm)
AT116F05		2	A_w
		2	A_h
AT116V01		8	$B_w = \frac{A_w}{4} + 28,4$
		8	$B_h = A_h - 81,4$
25 G 10		8	$G_w = B_w - 160$
		8	$G_h = B_h - 200$
T116 A 01		4	$T = B_h$
T116 A 04		1	$M = A_h - 129,7$

CAM	$G_{lw} = B_w - 170$	$G_{lw} \times G_{lh}$ (m ²)	4
	$G_{lh} = B_h - 170$		

KESİM ÖLÇÜLERİ (TEK RAYLI)
CUTTING SIZE (SINGLE RAIL)

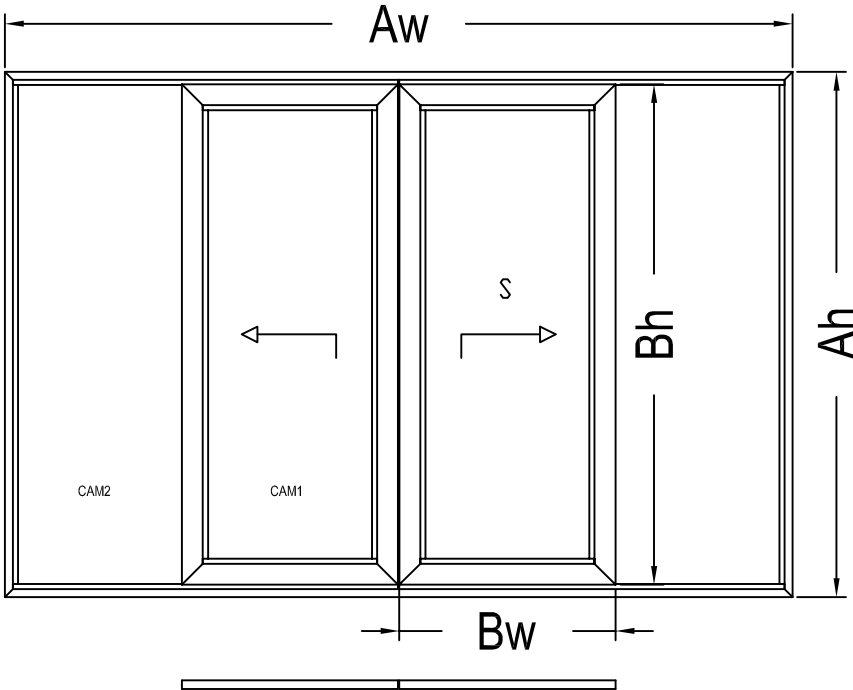
RST116



PROFİLLER

KOD	PROFİL ÇİZİMİ	ADET	KESİM ÖLÇÜSÜ (mm)
AT116F06	A	2	A_w
		2	A_h
AT116V01	B	2	$B_w = \frac{A_w}{2} + 51,5$
		2	$B_h = A_h - 93,6$
25 G 10	G	4	$G_w = B_w - 160$
		2	$G_{h1} = B_h - 200$
		2	$G_{h2} = A_h - 100,6$
T116 A 01	T	1	$T_1 = B_h$
		1	$T_2 = B_h - 23,8$
T116 A 06	K	2	$K_1 = B_w - 83,5$
		1	$K_2 = A_h - 117,6$
AT116F03	C	1	$Ch = A_h - 60,6$

CAM1	$G_{lw} = B_w - 170$	$G_{lw} \times G_{lh} (m^2)$	1
	$G_{lh1} = B_h - 170$		
CAM2	$G_{lw} = B_w - 170$	$G_{lw} \times G_{lh2} (m^2)$	1
	$G_{lh2} = A_h - 70,6$		



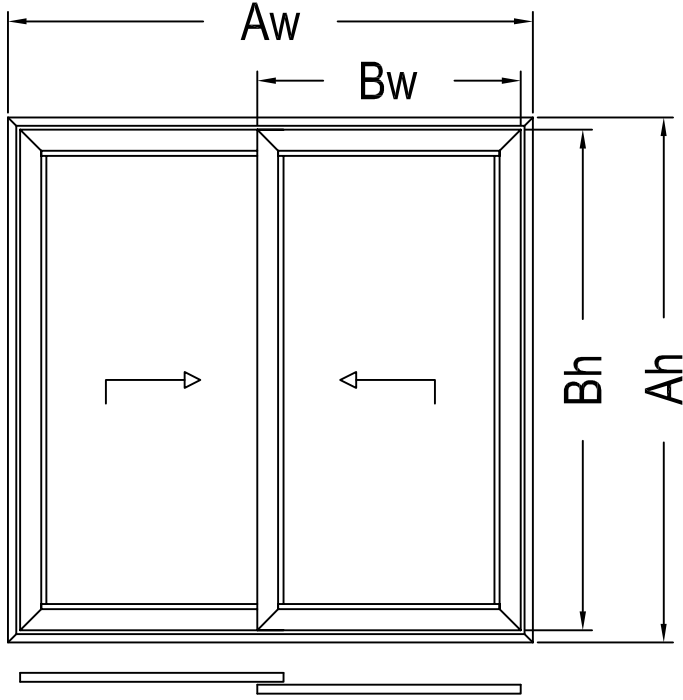
PROFİLLER

KOD	PROFİL ÇİZİMİ	ADET	KESİM ÖLÇÜSÜ (mm)
AT116F06	A	2	A_w
		2	A_h
AT116V01	B	4	$B_w = \frac{A_w}{4} + 73,6$
		4	$B_h = A_h - 93,6$
25 G 10	G	8	$G_w = B_w - 160$
		4	$G_{h1} = B_h - 200$
		4	$G_{h2} = A_h - 100,6$
T116 A 01	T	2	$T_1 = B_h$
		2	$T_2 = B_h - 23,8$
T116 A 06	K	2	$K = 2B_w - 195$
AT116F03	C	2	$Ch = A_h - 60,6$
AT116A04	M	1	$M = A_h - 132,6$

CAM1	$G_{lw} = B_w - 170$	$G_{lw} \times G_{lh} (m^2)$	2
	$G_{lh1} = B_h - 170$		
CAM2	$G_{lw} = B_w - 170$	$G_{lw} \times G_{lh2} (m^2)$	2
	$G_{lh2} = A_h - 70,6$		

KESİM ÖLÇÜLERİ (ÇİFT RAYLI)
CUTTING SIZE (DOUBLE RAIL)

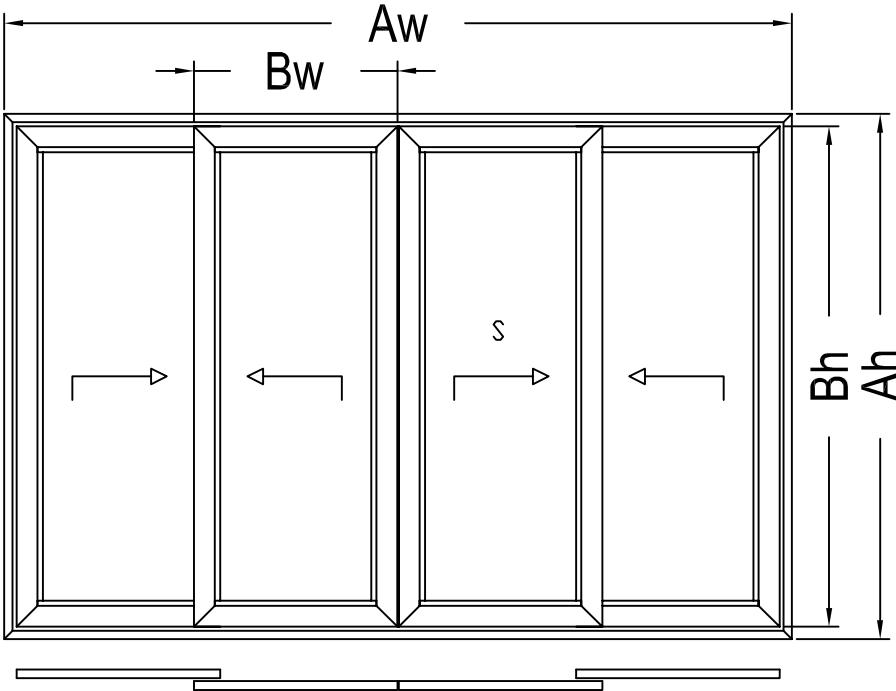
RST116



PROFİLLER

KOD	PROFİL ÇİZİMİ	ADET	KESİM ÖLÇÜSÜ (mm)
AT116F05		2	A_w
		2	A_h
AT116V01		4	$B_w = \frac{A_w}{2} + 6$
		4	$B_h = A_h - 81,4$
25 G 10		4	$G_w = B_w - 160$
		4	$G_h = B_h - 200$
T116 A 09		2	$T = B_h$

CAM	$G_{lw} = B_w - 170$	$G_{lw} \times G_{lh} (m^2)$	2
	$G_{lh} = B_h - 170$		



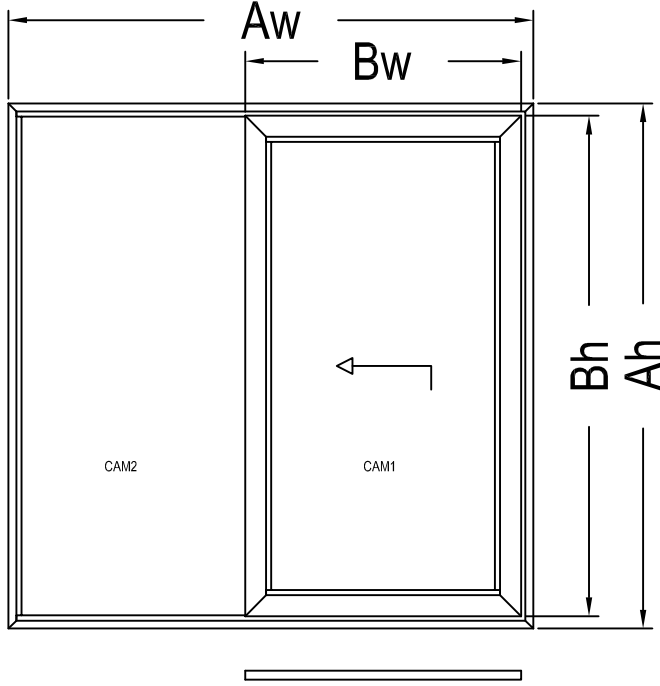
PROFİLLER

KOD	PROFİL ÇİZİMİ	ADET	KESİM ÖLÇÜSÜ (mm)
AT116F05		2	A_w
		2	A_h
AT116V01		8	$B_w = \frac{A_w}{4} + 25,5$
		8	$B_h = A_h - 81,4$
25 G 10		8	$G_w = B_w - 160$
		8	$G_h = B_h - 200$
T116 A 09		4	$T = B_h$
AT116A04		1	$M = A_h - 132,6$

CAM	$G_{lw} = B_w - 170$	$G_{lw} \times G_{lh} (m^2)$	4
	$G_{lh} = B_h - 170$		

KESİM ÖLÇÜLERİ (TEK RAYLI)
CUTTING SIZE (SINGLE RAIL)

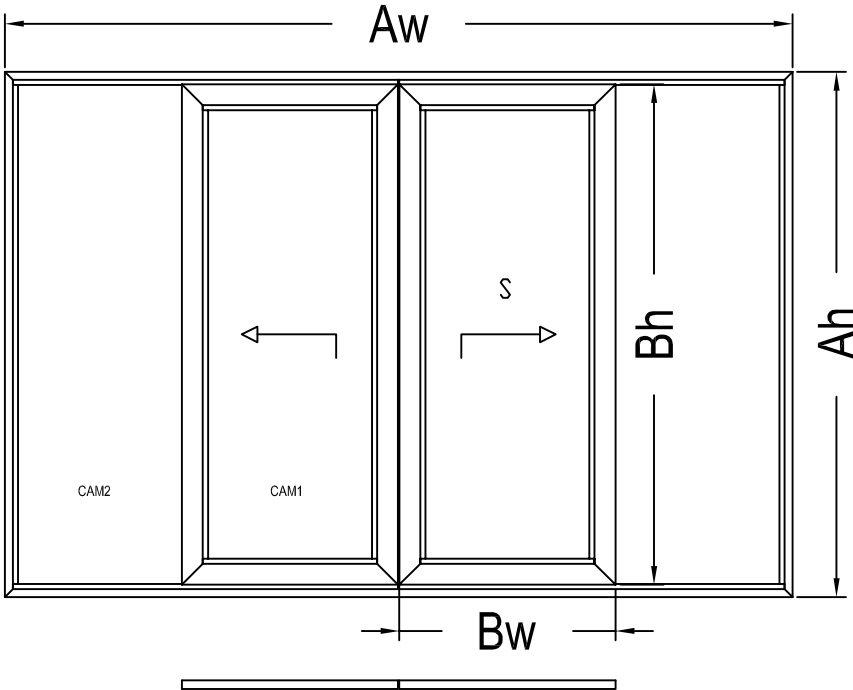
RST116



PROFİLLER

KOD	PROFİL ÇİZİMİ	ADET	KESİM ÖLÇÜSÜ (mm)
AT116F06	A	2	A_w
		2	A_h
AT116V01	B	2	$B_w = \frac{A_w}{2} + 48,1$
		2	$B_h = A_h - 93,6$
25 G 10	G	4	$G_w = B_w - 160$
		2	$G_{h1} = B_h - 200$
		2	$G_{h2} = A_h - 100,6$
T116 A 09	T	1	$T_1 = B_h$
		1	$T_2 = B_h - 23,8$
T116 A 06	K	2	$K_1 = B_w - 41,7$
		1	$K_2 = A_h - 117,6$
AT116F03	C	1	$Ch = A_h - 60,6$

CAM1	$G_{lw} = B_w - 170$	$G_{lw} \times G_{lh} (m^2)$	1
	$G_{lh1} = B_h - 170$		
CAM2	$G_{lw} = B_w - 170$	$G_{lw} \times G_{lh2} (m^2)$	1
	$G_{lh2} = A_h - 70,6$		



PROFİLLER

KOD	PROFİL ÇİZİMİ	ADET	KESİM ÖLÇÜSÜ (mm)
T116 F 06	A	2	A_w
		2	A_h
T116 V 01	B	4	$B_w = \frac{A_w}{4} + 70,3$
		4	$B_h = A_h - 93,6$
25 G 10	G	8	$G_w = B_w - 160$
		4	$G_{h1} = B_h - 200$
		4	$G_{h2} = A_h - 100,6$
T116 A 09	T	2	$T_1 = B_h$
		2	$T_2 = B_h - 23,8$
T116 A 06	K	2	$K = B_w - 195$
T116 F 03	C	2	$Ch = A_h - 60,6$
T116 A 04	M	1	$M = A_h - 123,6$

CAM1	$G_{lw} = B_w - 170$	$G_{lw} \times G_{lh} (m^2)$	2
	$G_{lh1} = B_h - 170$		
CAM2	$G_{lw} = B_w - 170$	$G_{lw} \times G_{lh2} (m^2)$	2
	$G_{lh2} = A_h - 70,6$		

MİMARİ KATALOG
ARCHITECTURAL CATALOGUE

Alüminyum Kapı Pencere ve Giydirme Cephe Sistemleri
Aluminium Window Doors and Facade Systems

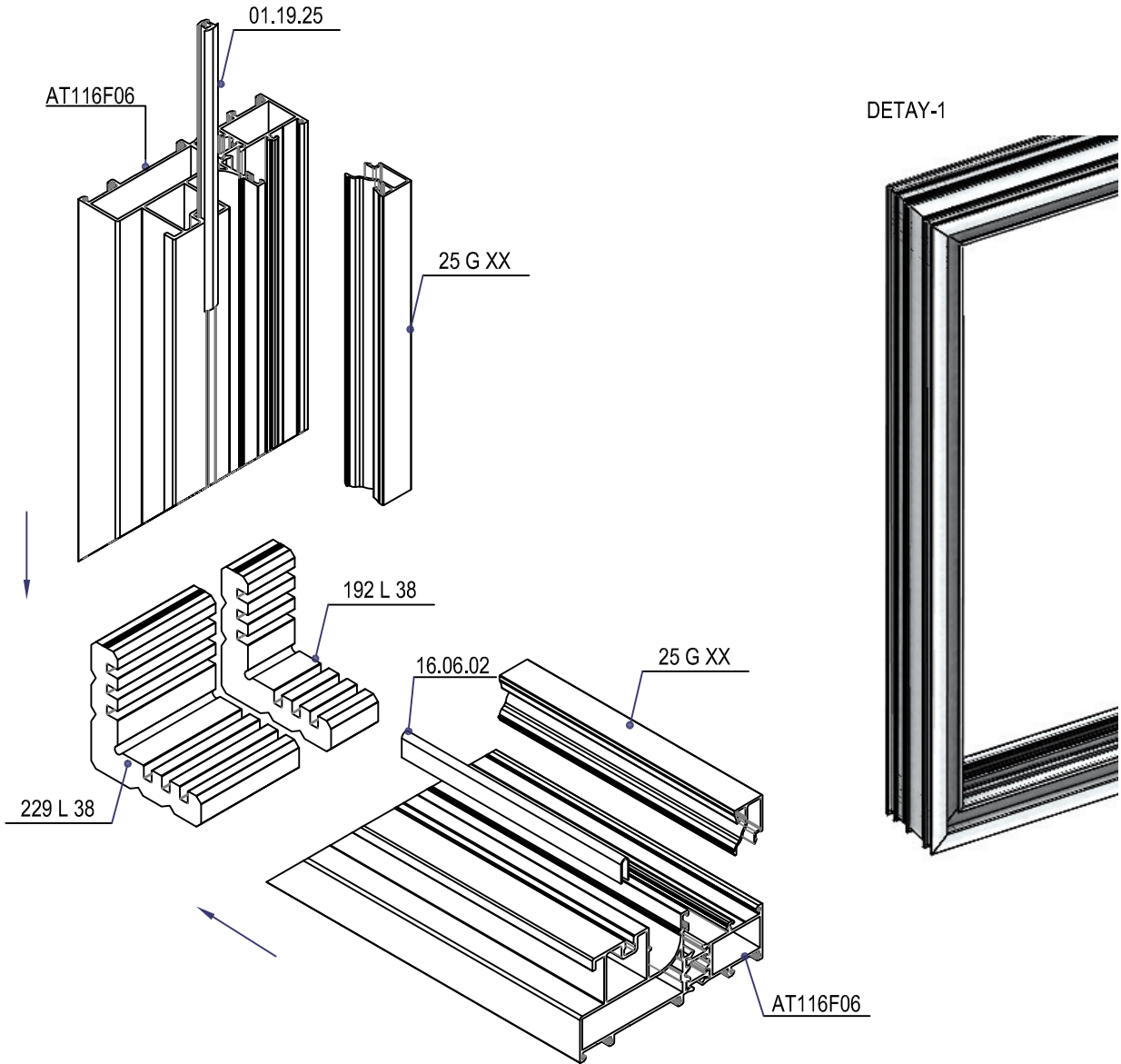


RST116

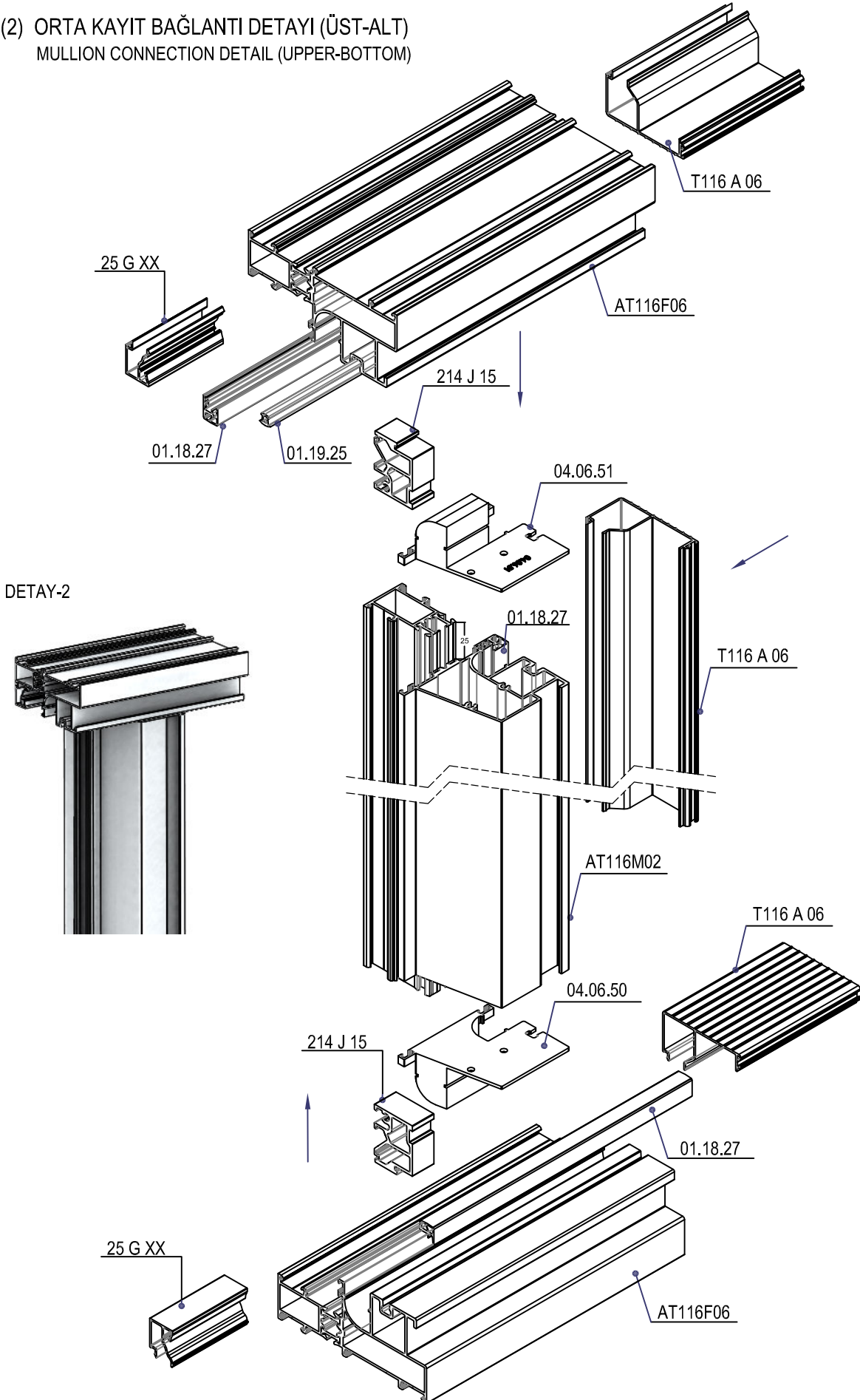
İMALAT DETAYLARI

FABRICATION DETAILS

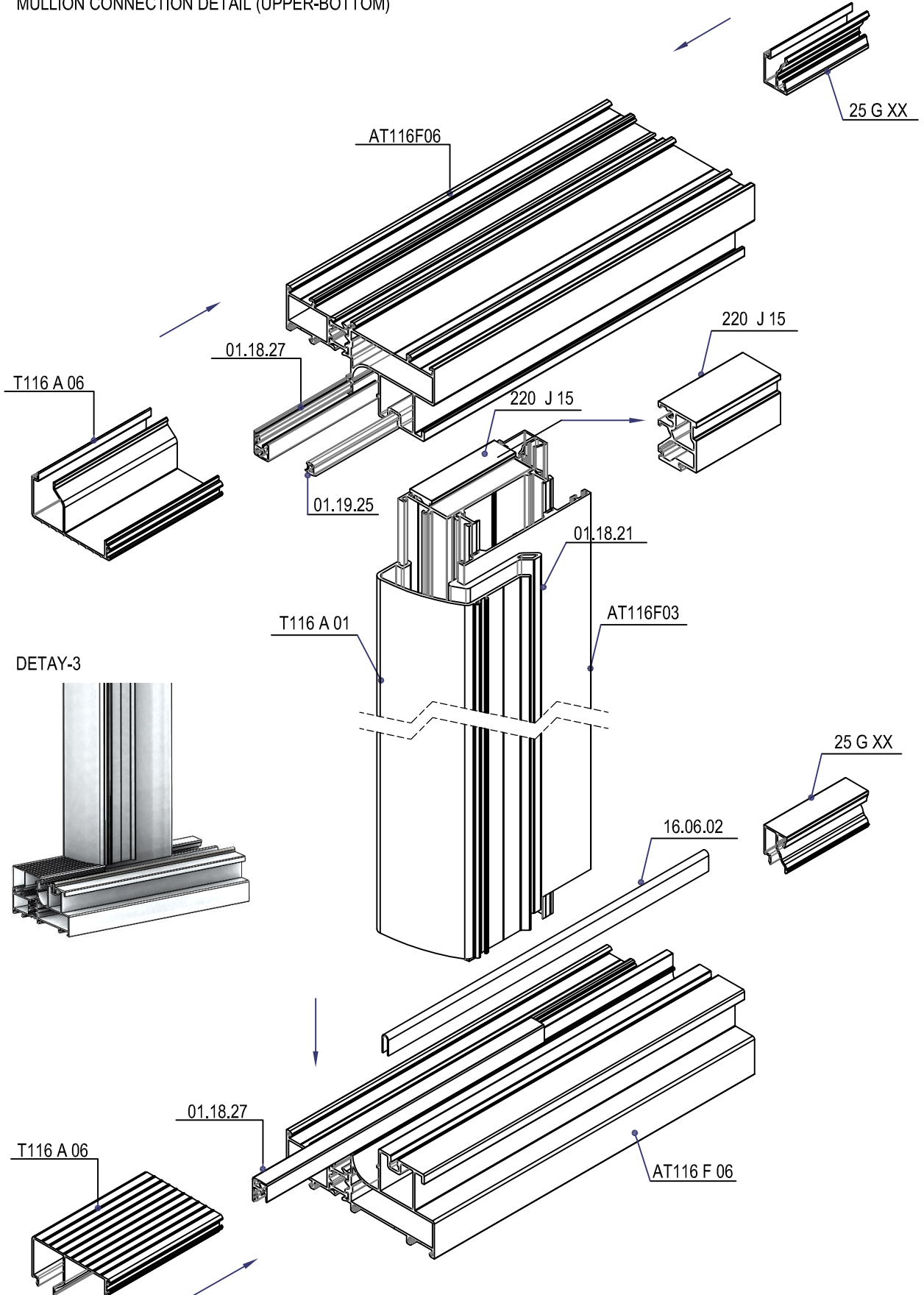
(1) KASA KÖŞE BAĞLANTI DETAYI
FRAME CORNER DETAIL



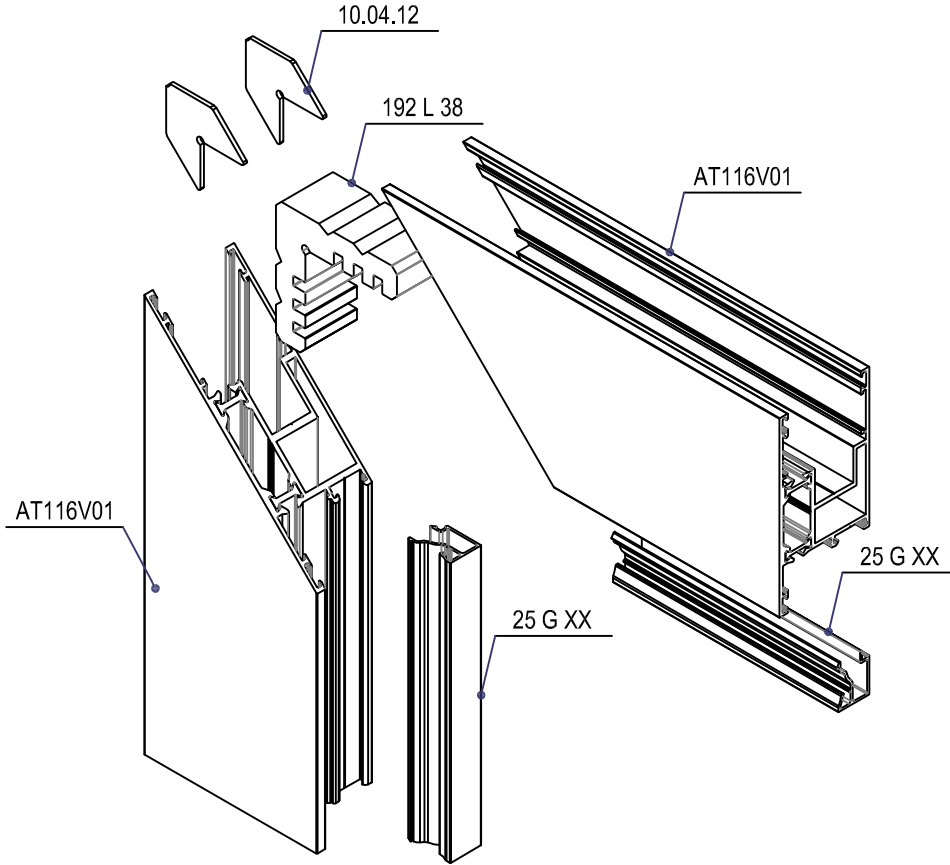
(2) ORTA KAYIT BAĞLANTI DETAYI (ÜST-ALT)
MULLION CONNECTION DETAIL (UPPER-BOTTOM)



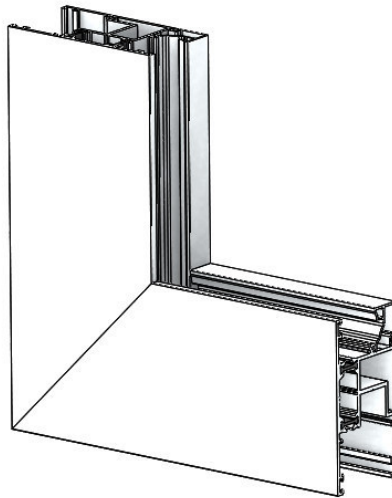
(3) ORTA KAYIT BAĞLANTI DETAYI (ÜST-ALT)
MULLION CONNECTION DETAIL (UPPER-BOTTOM)



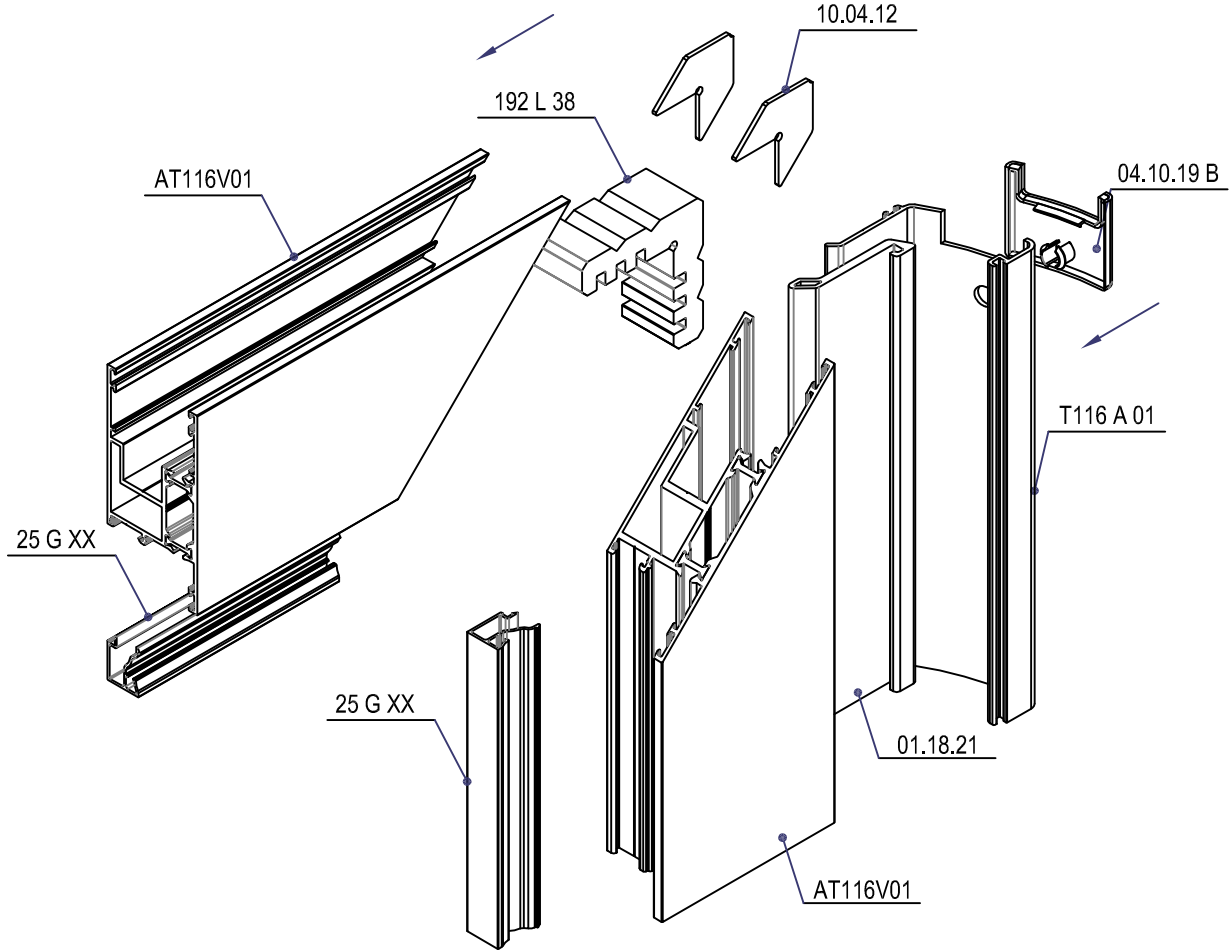
(4) KANAT KÖŞE BAĞLANTI DETAYI (SOL)
VENT CORNER DETAIL (LEFT)



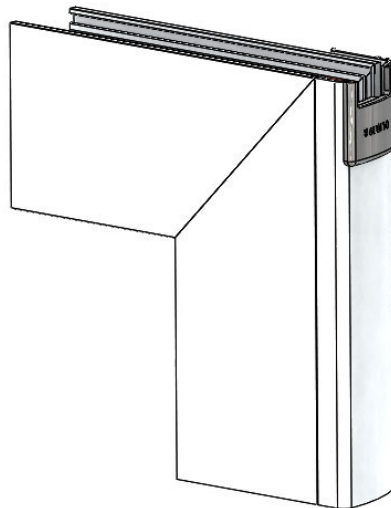
DETAY-4



(5) KANAT KÖŞE BAĞLANTI DETAYI (SAĞ)
VENT CORNER DETAIL (RIGHT)



DETAY-5



(6) TAKVİYELİ KANAT BAĞLANTI DETAYI (SAĞ)
REINFORCED VENT CORNER DETAIL (RIGHT)

